

58

LISTINO PREZZI
PRICE LIST
TARIF

index

Italica	p. 017
Italica Leve	p. 055
<small>Italica lever Italica manette</small>	
Roma	p. 087
Eccelsa	p. 127
Eccelsa Leve	p. 157
<small>Eccelsa lever Eccelsa manette</small>	
Timeaster	p. 181
Aster	p. 199
Box	p. 213
Stella	p. 221
130	p. 235
Titian	p. 253
Casanova	p. 271
Firenze	p. 289
Bamboo	p. 309
Lucilla	p. 343
Bamboo Quadro	p. 373
Accessori	p. 395
Cucina	p. 437
Teletron	p. 445
Completamenti	p. 453

Note tecniche - Technical notes - Notes techniques

Avvertenze - Directions - Instructions d'entretien

Condizioni Vendita - Conditions of sale - Conditions de vente

Garanzia - Warranty - Garantie

La solidità dei materiali

Stella è l'unico produttore che, per le parti da incasso a diretto contatto con i muri, privilegia il bronzo all'ottone. Nessun danno da fenomeni elettrici, chimici o meccanici: lo dimostra l'eccezionale stato di conservazione dei sistemi idraulici in bronzo degli antichi Romani.

The strength of materials

Stella is the only manufacturer to favour bronze over brass for the concealed components that are in direct contact with the walls. In this way, the damage caused by electrical, chemical or mechanical phenomena is eliminated, as can be seen from the remarkable state of preservation of the bronze hydraulic systems of the ancient Romans.

La solidité des matériaux

Stella est le seul fabricant qui, pour les parties encastrées en contact direct avec le mur, préfère le bronze au laiton, pour éviter les dommages occasionnés par les phénomènes électriques, chimiques ou mécaniques. L'exceptionnelle conservation des systèmes hydrauliques en bronze des anciens Romains, est la preuve de la pertinence de ce choix.



Soluzioni meccaniche e progettuali

Tutti i particolari meccanici dei prodotti Stella sono dimensionati e calcolati per fornire robustezza, affidabilità eccezionale e prestazioni idrauliche fuori del comune.

Le lavorazioni meccaniche sono eseguite in piccole serie con controlli manuali ad ogni passaggio. Tutte le parti funzionanti dei prodotti Stella da incasso sono completamente asportabili e sostituibili, per procedere a qualsiasi intervento di manutenzione o di sostituzione, senza mai dover rimuovere il corpo incassato nella parete né, di conseguenza, tagliare le tubazioni e demolire il muro


Mechanics and technical solutions

All mechanical components in Stella's products are dimensioned and calculated to provide strength, exceptional reliability and hydraulic performance that stand out. Mechanical processing is conducted in small series, with manual checks at every stage. All operating parts of the built-in Stella products are completely removable and replaceable. This way they allow any maintenance or replacement operation to be carried out without ever having to remove the housing built into the wall and, consequently, without cutting the pipes and damaging the surroundings.

Solutions mécaniques Fiabilité exceptionnelle

Toutes les pièces mécaniques des produits Stella sont dimensionnées et calculées pour fournir robustesse, fiabilité et prestations hydrauliques exceptionnelles. Les opérations d'usinage et d'assemblage sont exécutées en petites séries et soumises à un contrôle manuel à chaque étape. Le système de réglage à douille démontable des robinets et des inverseurs à encastrer corrige les erreurs éventuelles d'installation et permet de conserver un écart constant entre la poignée et la rosace, valorisant ainsi l'esthétique et la bonne réussite de l'installation. Toutes les pièces fonctionnantes des robinetteries à encastrer Stella sont facilement démontables et remplaçables, sans sortir les corps encastrés, donc sans casser le mur ni couper les tuyaux.





Brevetti: Innovativi da sempre.

Isomix: E' la serie di miscelatori termostatici che durante 50 anni di evoluzione ha raggiunto un'affidabilità proverbiale.

Il sistema TC è una nuova concezione di miscelazione. Apparentemente tutto resta uguale, ma il rubinetto di sinistra regola la temperatura, quello di destra l'erogazione, unendo l'estetica della rubinetteria tradizionale tre fori ai vantaggi della rubinetteria monocomando e il confort di una miscelazione termostatica.

Patents. Innovative ever since.

Isomix is a collection of thermostatic mixers that after more than thirty years of development has achieved unparalleled reliability. TC System: Stella is proud to propose something truly unique to a sophisticated and exacting clientele. Here in Stella, we believe that the problem of blending cold water with hot water should not compromise the design of our taps. For this reason, we created the TC system, so you do not have to do without the convenience of mixing in the classic taps.

Brevets: Innovants depuis toujours.

La série de mitigeurs thermostatiques Isomix Thermostatique, a atteint en plus de trente ans d'évolution, une fiabilité proverbiale. Cette fiabilité en fait le meilleur choix pour les endroits où la demande de précision de température est très importante, comme dans les maternités, dans les laboratoires photographiques ou dans les douches collectives.

Le système TC est un nouveau concept de mélange. En apparence rien ne change, en réalité tout est différent car le robinet de gauche règle la température et celui de droite le débit. C'est le trait d'union entre l'esthétique d'un mélangeur 3 trous traditionnel et l'innovation d'un mitigeur monocommande.



Lavorazioni speciali: Prodotti su misura per ogni esigenza

Il "Reparto Lavorazioni Speciali" è in grado di quotare e fornire tutta una serie di prodotti e prestazioni, da finiture superficiali diverse da quelle a listino sino alla realizzazione su disegno del Committente di rubinetterie in serie limitate.

- vitoni prolungati per gruppi ad incasso;
- deviatori prolungati per gruppi ad incasso;
- tubi orizzontali e verticali dei sifoni di lunghezza particolare;
- corpi miscelatori monocomando prolungati;
- scaldabiancheria di dimensioni e con numero di elementi differenti;
- bocche di lunghezza particolare.

lavorazionispeciali@rubinetteriestella.it

Special processing: Customized products to solve any personal requirement.

Stella's "Special Processing Department" is on hand to provide estimates and to supply a whole range of products and services, from different surface finishes to those listed, to the manufacture of limited series of taps to client's design and specification

- extra-long headworks for built-in assemblies;
- extra-long diverters for built-in assemblies;
- horizontal and vertical u-bend pipes with special lengths;
- extra-long single-lever mixer housings;
- towel-warmers with different dimensions and different numbers of elements;
- spouts of particular lengths.

Travaux spéciaux: Produits sur mesure pour résoudre chaque cas personnel.

Le département "Travaux Spéciaux" est capable de chiffrer et de fournir toute une série de prestations allant d'autres finitions que celles indiquées au tarif, à la réalisation sur plan de robinetteries en série limitée.

Par exemple:

- têtes ou inverseur prolongés pour robinetteries encastrées;
- tubes de siphon avec longueurs spéciales;
- corps de mitigeur monocommande prolongés;
- sèche serviettes spéciaux (dimensions ou nombre de barres); - bec sur mesure.

- a) Bronzo/Bronze
- b) Oro Rose/Rose gold/Or rose
- c) Nichel Spazzolato/Nickel Matte/ Nickel Mat
- d) Cromo/Chrome
- e) Oro/Gold/Or 24 Carats
- f) Argento/Silver/ Argent
- g) Nichel PVD/Nickel PVD
- h) Ottone PVD / Brass PVD/ Laiton PVD
- i) Bronzo scuro/ Dark bronze/ Bronze noir



Perchè le nostre finiture sono perfette?

Le finiture sono precedute da una pulitura ed una lucidatura impeccabile, per far aderire perfettamente i rivestimenti. La protezione dagli agenti chimici offerta dalla cromatura, la purezza dell'argentatura e il forte spessore della doratura garantiscono affidabilità e durata eccezionali. Le finiture Stella sono celebri per la loro eccezionale qualità, che si ottiene anche attraverso lunghi processi di preparazione: ciò che per altri è pronto per essere cromato, per noi è ancora grezzo.

Why are our finishes so perfect?

Before receiving their surface finishing treatments, the taps are given a flawless clean and polish so that the coatings adhere perfectly. The protection from chemical agents offered by chrome-plating and brass-coating, the purity of silver-plating and the extra thickness of gold-plating, all guarantee reliability and exceptionally long life. Stella finishes are renowned for their exceptional quality, which is achieved only after a long preparation process. What others consider ready for chrome-plating, we call a rough piece.

Pourquoi nos finitions sont-elles parfaites?

Les finitions sont précédées d'un nettoyage et d'un polissage impeccable, pour faire adhérer parfaitement le revêtement. La protection contre les agents chimiques du chrome et du laiton, la pureté de l'argent (réalisé par la maison historique Dabbene à Milan), les épaisseurs importantes de la dorure, garantissent une fiabilité et une durée exceptionnelle de ces finitions. Les finitions Stella sont célèbres pour leur qualité exceptionnelle, obtenue entre autre grâce à un long processus de préparation. Ce qui pour les autres est prêt à être chromé, n'est encore pour nous qu'une pièce brute.



Hôtel ROYAL, Evian

I migliori hotel del mondo hanno una stella in più.

Per i raffinati frequentatori dell'alta Hotellerie, il bagno è un must: deve essere la massima espressione della bellezza, del lusso e dell'intimità. Per chi dirige un Hotel così importante, le rubinetterie devono essere anche affidabili, solide e funzionali. Valori che hanno fatto di Stella un partner storico della migliore ospitalità internazionale. Scorrendo l'elenco dei grandi hotel che hanno scelto le serie Stella, storiche o contemporanee, si apprezza il livello raggiunto dall'azienda in un settore altamente competitivo.

Stella is the world's finest hotels' extra star.

For the sophisticated guests of the world's top hotels, the bathroom needs to be the purest expression of beauty, luxury and intimacy. For the directors of these hotels, the taps need to be reliable, solid and functional. This is what has made Stella a historic partner of the top international hospitality sector. One need only look through the list of grand hotels – whether historic or contemporary – that have chosen Stella to see what levels the company has reached in one of the most competitive of all sectors.

Les meilleurs hôtels du monde ont une étoile de plus.

Pour la clientèle raffinée des grands hôtels, la salle de bain doit être synonyme de beauté, de luxe et d'intimité. Pour ceux qui les dirigent, la robinetterie doit être également fiable, solide et fonctionnelle. Ces qualités ont fait de Stella un partenaire historique de l'hôtellerie internationale de luxe. Il suffit de parcourir la liste des grands hôtels qui ont choisi les modèles Stella, historiques ou contemporains, pour comprendre le niveau atteint par l'usine dans un des secteurs les plus compétitifs qui soit.

THANKS TO:

Hôtel EXCELSIOR GALLIA, Milano
 GRAND HÔTEL ET DE MILAN, Milano
 GRAND HÔTEL VILLA D'ESTE, Cernobbio (CO)
 BELMOND HÔTEL SPLENDIDO, Portofino (GE)
 IMPERIALE PALACE, Santa Margherita Ligure (GE)
 Hôtel EXCELSIOR PALACE, Lido di Venezia
 Hôtel DANIELI, Venezia
 Hotel ai Reali- CA CORNER, Venezia
 Palazzo VICTORIA, Verona
 Hôtel HASSLER VILLA MEDICI, Roma
 JK PLACE, Roma
 Hôtel CAVALIERI HILTON, Roma
 Hôtel IL SALVIATINO, Fiesole (FI)
 Hôtel VILLA LA MASSA, Firenze
 JK PLACE, Firenze
 Hôtel LUNA, Amalfi (SA)
 IL SAN PIETRO, Positano (SA)
 BELLEVUE SYRENE, Sorrento (NA)
 Hôtel RITZ, Paris
 Hôtel RAPHAEL, Paris
 Hôtel COSTES, Paris
 Hôtel MILLENIUM OPERA, Paris
 Hôtel JOBO, Paris
 Hôtel VERNET, Paris
 Hôtel D'AUBUSSON, Paris
 Hôtel EDOUARD VII, Paris
 Hôtel DE SERS, Paris
 Hôtel SQUARE, Paris
 Hôtel PONT ROYAL, Paris
 Hôtel SAINT JAMES ET ALBANY, Paris
 Hôtel ROYAL, Evian
 Hôtel WESTMINTER, Le Touquet
 Hôtel GRAND HÔTEL DE CALA ROSSA, Porto Vecchio
 Hôtel ROYAL RIVIERA, St Jean Cap Ferrat
 Hôtel BEACH PLAZA, Monaco
 Hôtel ROYAL WINDSOR, Bruxelles
 Hôtel PARK HYATT, Jeddah
 Hôtel HERITAGE, Lisbonne
 LE ROYAL Hôtel, Oran
 THE RAJ PALACE, Grand Heritage Hôtel, India
 EDEN ROCK, Saint Barthelemy
 Hôtel MOMBASA SERENA BEACH, Kenya
 KAMPALA SERENA, Ouganda

Codice Commerciale/Code/ Code usine

es: IT 00001 CR00 - IT 00001 NI00

Descrizione Prodotto/ Description/ Désignation

Schema Tecnico/Technical Drawing/ Schéma coté

ITALICA 3215 - 1/2"

Gruppo a ponte per lavabo a rubinetti distanziabili, con bocca alta orientabile
 Bridge mixer for washbasin, adjustable spacing taps with high swinging spout
 Mélangeur à entraxe variable avec bec orientable

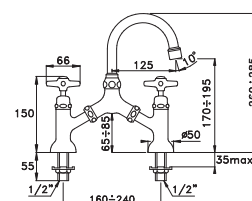


Immagine/Picture/Image

CROMO- CHROME	IT 00001 CR00	394,00
NICHEL-NICKEL	NI00	510,00
NICHEL PVD- NICKEL PVD	PV02	610,00
NICHEL SPAZ - NICKEL MATTE - NICKEL MAT	NI01	536,00
OTTONE PVD - BRASS PVD - LAITON PVD	PV01	610,00
ORO - GOLD - OR 24 CARATS	AU00	1243,00
ORO ROSA - ROSE GOLD- OR ROSE	AU02	871,00
ARGENTO - SILVER - ARGENT	AG00	1103,00
BRONZO - BRONZE	BZ00	610,00
BRONZO SCURO - DARK BRONZE - BRONZE NOIR	BZ01	610,00

Finitura/Finish/ Finitions

Prezzo €/Price €/ Prix (€)



Variante Vitone Ceramico
 Ceramic Headwork option | Option têtes céramiques



Sistema Miscelazione TC
 TC mixing system | Système de mélange TC



Variante Doccetta
 Head shower option | Option douchette



Tutte le informazioni aggiornate relative a schemi tecnici, nuove figure o schemi ricambi disponibili sul sito
www.rubinetteriestella.it

All the latest information regarding technical drawing, new figures or spare parts drawing are available on site
www.rubinetteriestella.it

Toutes les dernières informations sont disponibles:
www.rubinetteriestella.it

ITALICA



Se c'è un punto di riferimento della rubinetteria di lusso, è la serie Italice. Nata addirittura ai primi del Novecento, è stata il primo successo di Stella e oggi viene riproposta con tecniche attuali. Offre eccezionali prestazioni meccaniche e idrauliche ma soprattutto una carica evocativa straordinaria che il tempo non scalfisce. Anzi....

If there is one standard-setter in luxury taps, it is most certainly the Italice collection. Created way back in the early twentieth century, it was Stella's first major success and is now made using the latest techniques. The mechanical and hydraulic performance is excellent, but more than anything it has an extraordinary evocativeness that can never be tarnished by time. Quite the contrary.

S'il existe une référence en matière de robinetterie de luxe, c'est la série Italice. Née au début du XXème siècle, elle a été le premier grand succès de Stella. Elle est aujourd'hui remise en fabrication avec les technologies nouvelles. Elle offre d'exceptionnelles prestations mécaniques et hydrauliques, mais surtout elle provoque une émotion extraordinaire que le temps n'émousse pas. Bien au contraire.



Vitone Tradizionale
Headwork available
Tête mécanique



Vitone Ceramico 180° a richiesta
Ceramic headwork 180° on request
Tête céramique (180°) sur demande



Laterali in ottone
Brass undersink parts
Corps en laiton

Tubetti di collegamento, regolabili per interasse su sanitario, in rame
Copper connections with adjustable interaxis
Entraxe réglable avec tube de raccordement en cuivre

Parti a vista disponibili nella finiture:
Cromo, Nichel o Nichel PVD, Ottone PVD, Nichel Spazzolato, Bronzo, Oro, Argento e Oro Rosa, Bronzo Scuro

External part available in the following finishing: Chrome, Nichel, Nichel PVD, Brass PVD, Nichel Matte, Bronze, Gold, Silver Dark bronze, Rose Gold

Disponibles dans les finitions suivantes : Chrome , Nichel, Nichel PVD , Nichel Mat, Laiton PVD , Bronze, Or, Argent, Bronze Noir et Or Rose



Sistema TC

Il brevetto di Stella per la miscelazione sulle serie tradizionali tre fori. Esteticamente tutto resta uguale, ma il rubinetto di sinistra regola la temperatura, quello di destra l'erogazione; aspetto che unisce l'estetica della rubinetteria tradizionale tre fori con i vantaggi della rubinetteria monocomando e il comfort di una miscelazione termostatica

TC System

The TC system is the patent of Stella for mixing on the three holes washbasin for traditional series . Aesthetically, everything remains the same, but the tap on the left controls the temperature , the one on the right controls power of the water supply ; this feature combines the aesthetics of traditional three holes taps with the advantages of single-lever faucets and comfort of a mixing thermostats

Système TC

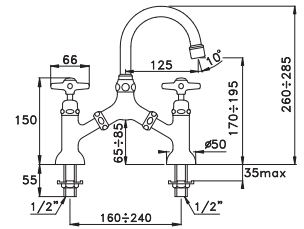
Le système TC est un brevet Stella qui permet d'obtenir une température stabilisée sur les robinetteries traditionnelles à 3 trous. En apparence, l'aspect du mélangeur reste le même, en réalité, le robinet de gauche commande un mitigeur thermostatique, alors que le robinet de droite ne commande que le débit. Ainsi, grâce au système TC, se trouve réuni l'esthétique du mélangeur traditionnel 3 trous, l'avantage du mitigeur à commande unique et le confort du thermostatique.



ITALICA 3215 - 1/2"

Gruppo a ponte per lavabo a rubinetti distanziabili, con bocca alta orientabile
 Bridge mixer for washbasin, adjustable spacing taps with high swinging spout
 Mélangeur à entraxe variable avec bec orientable

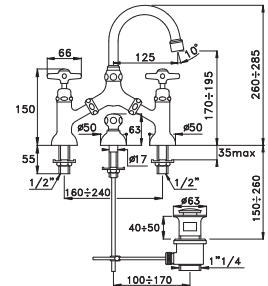
	IT 00001 CR00	394,00
CROMO- CHROME	NI00	510,00
NICHEL-NICKEL	PV02	610,00
NICHEL PVD- NICKEL PVD	NI01	536,00
OTTONE PVD - BRASS PVD - LAITON PVD	AU00	1243,00
ORO - GOLD - OR 24 CARATS	AU02	871,00
ORO ROSA - ROSE GOLD- OR ROSE	AG00	1103,00
ARGENTO - SILVER - ARGENT	BZ00	610,00
BRONZO - BRONZE	BZ01	610,00
BRONZO SCURO -DARK BRONZE - BRONZE NOIR		



ITALICA 3215/351 - 1/2"

Gruppo a ponte lavabo a rubinetti distanziabili, bocca alta orientabile, scarico 1" 1/4
 Bridge mixer for washbasin, adjustable spacing taps, high swinging spout, pop-up waste 1" 1/4
 Mélangeur à entraxe variable avec bec orientable avec vidage 1" 1/4

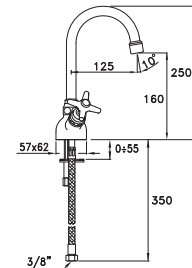
	IT 00002 CR00	564,00
CROMO- CHROME	NI00	727,00
NICHEL-NICKEL	PV02	865,00
NICHEL PVD- NICKEL PVD	NI01	763,00
OTTONE PVD - BRASS PVD - LAITON PVD	AU00	1728,00
ORO - GOLD - OR 24 CARATS	AU02	1210,00
ORO ROSA - ROSE GOLD- OR ROSE	AG00	1550,00
ARGENTO - SILVER - ARGENT	BZ00	865,00
BRONZO - BRONZE	BZ01	865,00
BRONZO SCURO -DARK BRONZE - BRONZE NOIR		



ITALICA 3216

Gruppo per lavabo monoforo con bocca alta orientabile
 Single-hole washbasin mixer high swinging spout
 Mélangeur de lavabo monotrou avec bec haut orientable

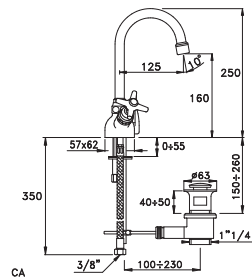
	IT 00003 CR00	310,00
CROMO- CHROME	NI00	430,00
NICHEL-NICKEL	PV02	527,00
NICHEL PVD- NICKEL PVD	NI01	452,00
OTTONE PVD - BRASS PVD - LAITON PVD	AU00	1085,00
ORO - GOLD - OR 24 CARATS	AU02	760,00
ORO ROSA - ROSE GOLD- OR ROSE	AG00	977,00
ARGENTO - SILVER - ARGENT	BZ00	527,00
BRONZO - BRONZE	BZ01	527,00
BRONZO SCURO -DARK BRONZE - BRONZE NOIR		



ITALICA 3217

Gruppo per lavabo monoforo con bocca alta orientabile, scarico 1" 1/4
 Single-hole washbasin mixer high swinging spout, pop-up waste 1" 1/4
 Mélangeur de lavabo monotrou avec bec haut orientable avec vidage 1" 1/4

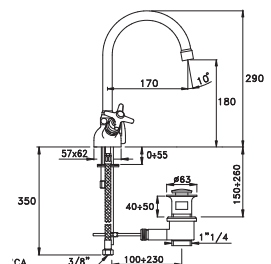
	IT 00004 CR00	432,00
CROMO- CHROME	NI00	564,00
NICHEL-NICKEL	PV02	664,00
NICHEL PVD- NICKEL PVD	NI01	592,00
OTTONE PVD - BRASS PVD - LAITON PVD	AU00	1335,00
ORO - GOLD - OR 24 CARATS	AU02	935,00
ORO ROSA - ROSE GOLD- OR ROSE	AG00	1189,00
ARGENTO - SILVER - ARGENT	BZ00	664,00
BRONZO - BRONZE	BZ01	664,00
BRONZO SCURO -DARK BRONZE - BRONZE NOIR		



ITALICA 3217P

Gruppo per lavabo monoforo con bocca alta orientabile prolungata, scarico 1" 1/4
 Single-hole washbasin mixer high swinging longer spout, pop-up waste 1" 1/4
 Mélangeur de lavabo monotrou avec bec prolongé haut orientable avec vidage 1" 1/4

	IT 00005 CR00	440,00
CROMO- CHROME	NI00	572,00
NICHEL-NICKEL	PV02	680,00
NICHEL PVD- NICKEL PVD	NI01	601,00
OTTONE PVD - BRASS PVD - LAITON PVD	AU00	1374,00
ORO - GOLD - OR 24 CARATS	AU02	962,00
ORO ROSA - ROSE GOLD- OR ROSE	AG00	1219,00
ARGENTO - SILVER - ARGENT	BZ00	680,00
BRONZO - BRONZE	BZ01	680,00
BRONZO SCURO -DARK BRONZE - BRONZE NOIR		



ITALICA 3219 - 1/2"

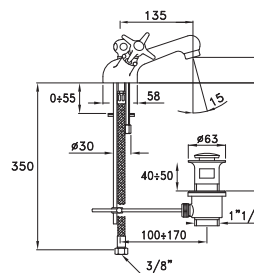
Gruppo per lavabo monoforo con bocca bassa, scarico 1" 1/4

Single-hole washbasin mixer, low spout, aerator and pop-up waste 1" 1/4

Mélangeur de lavabo monotrou avec bec bas fixe et vidage 1" 1/4



CROMO- CHROME	IT 0008	CR00	432,00
NICHEL-NICKEL	NI00		579,00
NICHEL PVD- NICKEL PVD	PV02		664,00
NICHEL SPAZ- NICKEL MATTE- NICKEL MAT	NI01		608,00
OTTONE PVD- BRASS PVD- LAITON PVD	PV01		664,00
ORO - GOLD - OR 24 CARATS	AU00		1344,00
ORO ROSA - ROSE GOLD- OR ROSE	AU02		941,00
ARGENTO - SILVER - ARGENT	AG00		1211,00
BRONZO - BRONZE	BZ00		664,00
BRONZO SCURO - DARK BRONZE - BRONZE NOIR	BZ01		664,00



ITALICA 3224P - 1/2"

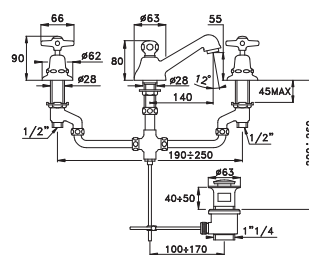
Gruppo per lavabo a tre fori con bocca bassa, scarico 1" 1/4.

Three-hole washbasin mixer with low spout, pop-up waste 1" 1/4

Mélangeur de lavabo 3 trous avec bec bas fixe et vidage 1" 1/4



CROMO- CHROME	IT 00013	CR00	579,00
NICHEL-NICKEL	NI00		834,00
NICHEL PVD- NICKEL PVD	PV02		980,00
NICHEL SPAZ- NICKEL MATTE- NICKEL MAT	NI01		876,00
OTTONE PVD- BRASS PVD- LAITON PVD	PV01		980,00
ORO - GOLD - OR 24 CARATS	AU00		1998,00
ORO ROSA - ROSE GOLD- OR ROSE	AU02		1399,00
ARGENTO - SILVER - ARGENT	AG00		1798,00
BRONZO - BRONZE	BZ00		980,00
BRONZO SCURO - DARK BRONZE - BRONZE NOIR	BZ01		980,00



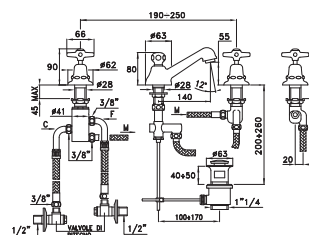
ITALICA 3224PTC - 3/8"

Gruppo per lavabo a tre fori con bocca bassa, scarico 1" 1/4, completo di sistema di miscelazione TC

Three-hole washbasin mixer with low spout, pop-up waste 1" 1/4 with TC mixing system

Mitigeur de lavabo thermostatique 3 trous avec système de mélange TC

CROMO- CHROME	IT 00014	CR00	750,00
NICHEL-NICKEL	NI00		1011,00
NICHEL PVD- NICKEL PVD	PV02		1158,00
NICHEL SPAZ- NICKEL MATTE- NICKEL MAT	NI01		1062,00
OTTONE PVD- BRASS PVD- LAITON PVD	PV01		1158,00
ORO - GOLD - OR 24 CARATS	AU00		2167,00
ORO ROSA - ROSE GOLD- OR ROSE	AU02		1517,00
ARGENTO - SILVER - ARGENT	AG00		1975,00
BRONZO - BRONZE	BZ00		1158,00
BRONZO SCURO - DARK BRONZE - BRONZE NOIR	BZ01		1158,00



ITALICA 3225

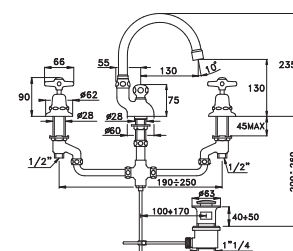
Gruppo per lavabo a tre fori con bocca alta orientabile, scarico 1" 1/4.

Three-hole washbasin mixer with high swinging spout, pop-up waste 1" 1/4

Mélangeur de lavabo 3 trous avec bec haute orientable et vidage 1" 1/4



CROMO- CHROME	IT 00015	CR00	634,00
NICHEL-NICKEL	NI00		912,00
NICHEL PVD- NICKEL PVD	PV02		1072,00
NICHEL SPAZ- NICKEL MATTE- NICKEL MAT	NI01		958,00
OTTONE PVD- BRASS PVD- LAITON PVD	PV01		1072,00
ORO - GOLD - OR 24 CARATS	AU00		2167,00
ORO ROSA - ROSE GOLD- OR ROSE	AU02		1517,00
ARGENTO - SILVER - ARGENT	AG00		1952,00
BRONZO - BRONZE	BZ00		1072,00
BRONZO SCURO - DARK BRONZE - BRONZE NOIR	BZ01		1072,00



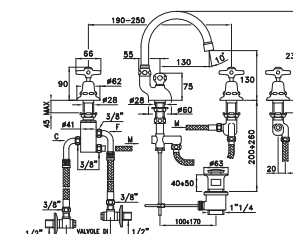
ITALICA 3225TC

Gruppo per lavabo a tre fori con bocca alta, scarico 1" 1/4, completo di sistema di miscelazione TC

Three-hole washbasin mixer with high swinging spout and TC mixing system

Mitigeur de lavabo thermostatique 3 trous avec système de mélange TC

CROMO- CHROME	IT 00016	CR00	803,00
NICHEL-NICKEL	NI00		1081,00
NICHEL PVD- NICKEL PVD	PV02		1251,00
NICHEL SPAZ- NICKEL MATTE- NICKEL MAT	NI01		1135,00
OTTONE PVD- BRASS PVD- LAITON PVD	PV01		1251,00
ORO - GOLD - OR 24 CARATS	AU00		2337,00
ORO ROSA - ROSE GOLD- OR ROSE	AU02		1636,00
ARGENTO - SILVER - ARGENT	AG00		2120,00
BRONZO - BRONZE	BZ00		1251,00
BRONZO SCURO - DARK BRONZE - BRONZE NOIR	BZ01		1251,00





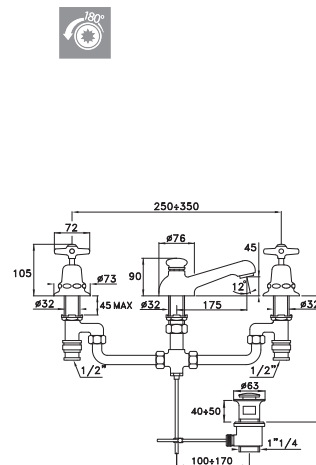
ITALICA 3224P EXTRA- 1/2"

Gruppo per lavabo a tre fori con bocca extra, scarico 1"1/4.

Three-hole washbasin mixer with extra spout, pop-up waste 1" 1/4

Mélangeur de lavabo 3 trous avec bec fixe et vidage 1" 1/4

CROMO- CHROME	IT 00019 CR00	974,00
NICHEL-NICKEL	NI00	1344,00
NICHEL PVD- NICKEL PVD	PV02	1481,00
NICHEL SPAZ - NICKEL MATTE - NICKEL MAT	NI01	1411,00
OTTONE PVD - BRASS PVD - LAITON PVD	PV01	1481,00
ORO - GOLD - OR 24 CARATS	AU00	2692,00
ORO ROSA - ROSE GOLD- OR ROSE	AU02	1885,00
ARGENTO - SILVER - ARGENT	AG00	2430,00
BRONZO - BRONZE	BZ00	1481,00
BRONZO SCURO -DARK BRONZE - BRONZE NOIR	BZ01	1481,00



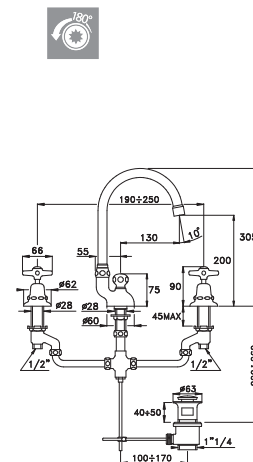
ITALICA 3226 - 1/2"

Gruppo per lavabo a tre fori con bocca alta orientabile prolungata, scarico 1"1/4.

Three-hole washbasin mixer with longer high swinging spout, pop-up waste 1" 1/4

Mélangeur de lavabo 3 trous avec bec très haute orientable et vidage 1" 1/4

CROMO- CHROME	IT 00017 CR00	696,00
NICHEL-NICKEL	NI00	987,00
NICHEL PVD- NICKEL PVD	PV02	1181,00
NICHEL SPAZ - NICKEL MATTE - NICKEL MAT	NI01	1036,00
OTTONE PVD - BRASS PVD - LAITON PVD	PV01	1181,00
ORO - GOLD - OR 24 CARATS	AU00	2367,00
ORO ROSA - ROSE GOLD- OR ROSE	AU02	1657,00
ARGENTO - SILVER - ARGENT	AG00	2137,00
BRONZO - BRONZE	BZ00	1181,00
BRONZO SCURO -DARK BRONZE - BRONZE NOIR	BZ01	1181,00



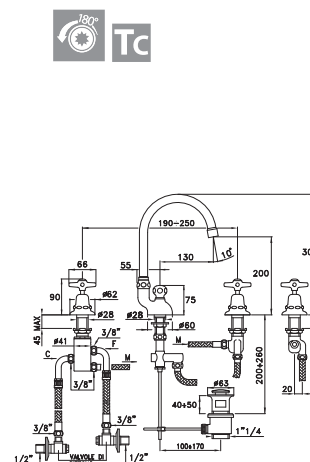
ITALICA 3226TC - 3/8"

Come 3226 ma completo di sistema miscelazione TC

Same as 3226 but with TC mixing system

Mitigeur de lavabo thermostatique avec système de mélange TC

CROMO- CHROME	IT 00018 CR00	857,00
NICHEL-NICKEL	NI00	1173,00
NICHEL PVD- NICKEL PVD	PV02	1344,00
NICHEL SPAZ - NICKEL MATTE - NICKEL MAT	NI01	1232,00
OTTONE PVD - BRASS PVD - LAITON PVD	PV01	1344,00
ORO - GOLD - OR 24 CARATS	AU00	2547,00
ORO ROSA - ROSE GOLD- OR ROSE	AU02	1783,00
ARGENTO - SILVER - ARGENT	AG00	2314,00
BRONZO - BRONZE	BZ00	1344,00
BRONZO SCURO -DARK BRONZE - BRONZE NOIR	BZ01	1344,00



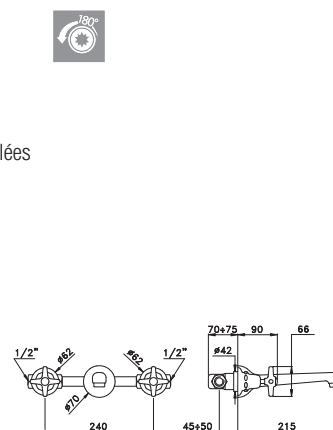
ITALICA 3229

Gruppo per lavabo da incasso a parete con congiunzioni interne non montate

Concealed basin mixer with not assembled internal connections

Mélangeur de lavabo mural encastré, livré avec les pièces de raccordement non assemblées

CROMO- CHROME	IT 01000 CR00	588,00
NICHEL-NICKEL	NI00	727,00
NICHEL PVD- NICKEL PVD	PV02	820,00
NICHEL SPAZ - NICKEL MATTE - NICKEL MAT	NI01	763,00
OTTONE PVD - BRASS PVD - LAITON PVD	PV01	820,00
ORO - GOLD - OR 24 CARATS	AU00	1288,00
ORO ROSA - ROSE GOLD- OR ROSE	AU02	902,00
ARGENTO - SILVER - ARGENT	AG00	1135,00
BRONZO - BRONZE	BZ00	820,00
BRONZO SCURO -DARK BRONZE - BRONZE NOIR	BZ01	820,00



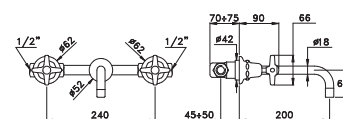
ITALICA 3863

Gruppo per lavabo da incasso a parete con congiunzioni interne non montate.

Concealed basin mixer with not assembled internal connection.

Mélangeur de lavabo mural encastré, livré avec pièces de raccordement non assemblées,

	IT	01001	CR00	572,00
CROMO- CHROME				
NICHEL-NICKEL			NI00	702,00
NICHEL PVD- NICKEL PVD			PV02	795,00
NICHEL SPAZ - NICKEL MATTE - NICKEL MAT			NI01	737,00
OTTONE PVD - BRASS PVD - LAITON PVD			PV01	795,00
ORO - GOLD - OR 24 CARATS			AU00	1265,00
ORO ROSA - ROSE GOLD- OR ROSE			AU02	886,00
ARGENTO - SILVER - ARGENT			AG00	1142,00
BRONZO - BRONZE			BZ00	795,00
BRONZO SCURO -DARK BRONZE - BRONZE NOIR			BZ01	795,00



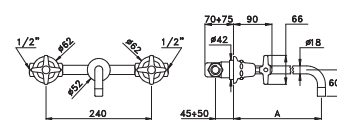
ITALICA 3863AR

Gruppo per lavabo da incasso a parete con bocca di lunghezza uguale a 100, 300,400 mm

Concealed basin mixer with projection of the spout of 100, 300,400 mm

Mélangeur de lavabo mural encastré avec longueur spécial à 100, 300, 400 mm

	IT	01002	CR00	657,00
CROMO- CHROME				
NICHEL-NICKEL			NI00	803,00
NICHEL PVD- NICKEL PVD			PV02	904,00
NICHEL SPAZ - NICKEL MATTE - NICKEL MAT			NI01	843,00
OTTONE PVD - BRASS PVD - LAITON PVD			PV01	904,00
ORO - GOLD - OR 24 CARATS			AU00	1397,00
ORO ROSA - ROSE GOLD- OR ROSE			AU02	978,00
ARGENTO - SILVER - ARGENT			AG00	1258,00
BRONZO - BRONZE			BZ00	904,00
BRONZO SCURO -DARK BRONZE - BRONZE NOIR			BZ01	904,00



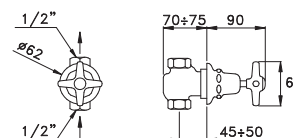
ITALICA 0/154 - 1/2"

Rubinetto a passaggio diritto per installazione da incasso a parete, con attacchi femmina.

Concealed straight control valve, with female connections

Robinet droit à encastrer arrivée femelle

	IT	01100	CR00	208,00
CROMO- CHROME				
NICHEL-NICKEL			NI00	278,00
NICHEL PVD- NICKEL PVD			PV02	317,00
NICHEL SPAZ - NICKEL MATTE - NICKEL MAT			NI01	292,00
OTTONE PVD - BRASS PVD - LAITON PVD			PV01	317,00
ORO - GOLD - OR 24 CARATS			AU00	502,00
ORO ROSA - ROSE GOLD- OR ROSE			AU02	352,00
ARGENTO - SILVER - ARGENT			AG00	486,00
BRONZO - BRONZE			BZ00	317,00
BRONZO SCURO -DARK BRONZE - BRONZE NOIR			BZ01	317,00



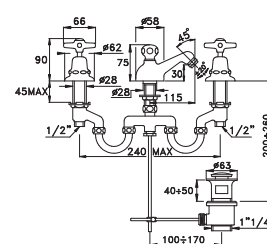
ITALICA 3601 - 1/2"

Gruppo per bidet a tre fori, con bocca centrale di erogazione a getto orientabile, scarico 1"1/4

Three-hole bidet mixer, central spout, directional aerator and pop-up waste 1" 1/4

Melangeur de bidet 3 trous avec bec bas à jet orientable et vidage 1" 1/4

	IT	00201	CR00	588,00
CROMO- CHROME				
NICHEL-NICKEL			NI00	834,00
NICHEL PVD- NICKEL PVD			PV02	987,00
NICHEL SPAZ - NICKEL MATTE - NICKEL MAT			NI01	876,00
OTTONE PVD - BRASS PVD - LAITON PVD			PV01	987,00
ORO - GOLD - OR 24 CARATS			AU00	1998,00
ORO ROSA - ROSE GOLD- OR ROSE			AU02	1399,00
ARGENTO - SILVER - ARGENT			AG00	1798,00
BRONZO - BRONZE			BZ00	987,00
BRONZO SCURO -DARK BRONZE - BRONZE NOIR			BZ01	987,00



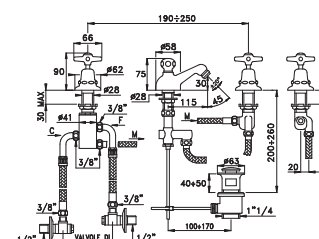
ITALICA 3601TC- 3/8"

Gruppo per bidet a tre fori con scarico 1"1/4 completo di sistema di miscelazione TC

Three-hole bidet mixer and pop-up waste 1" 1/4 but with TC mixing system

Mitigeur de bidet 3 trous avec bec bas orientable et vidage 1" 1/4, système de mélange TC

	IT	00202	CR00	750,00
CROMO- CHROME				
NICHEL-NICKEL			NI00	1019,00
NICHEL PVD- NICKEL PVD			PV02	1158,00
NICHEL SPAZ - NICKEL MATTE - NICKEL MAT			NI01	1070,00
OTTONE PVD - BRASS PVD - LAITON PVD			PV01	1158,00
ORO - GOLD - OR 24 CARATS			AU00	2167,00
ORO ROSA - ROSE GOLD- OR ROSE			AU02	1517,00
ARGENTO - SILVER - ARGENT			AG00	1975,00
BRONZO - BRONZE			BZ00	1158,00
BRONZO SCURO -DARK BRONZE - BRONZE NOIR			BZ01	1158,00



ITALICA 3600 - 1/2"

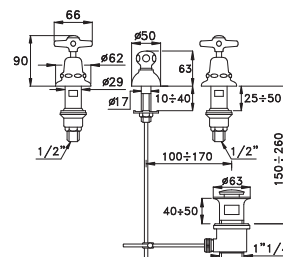
Gruppo per bidet a tre fori con erogazione dal bordo, scarico 1"1/4

Three-hole bidet mixer, for edge delivery bidets with pop-up waste 1" 1/4

Batteries bidet sur gorge avec vidage 1" 1/4



	IT 00200	CR00	386,00
CROMO-CHROME	NI00		525,00
NICHEL-NICKEL	PV02		610,00
NICHEL SPAZ - NICKEL MATTE - NICKEL MAT	NI01		551,00
OTTONE PVD - BRASS PVD - LAITON PVD	PV01		610,00
ORO - GOLD - OR 24 CARATS	AU00		1219,00
ORO ROSA - ROSE GOLD- OR ROSE	AU02		854,00
ARGENTO - SILVER - ARGENT	AG00		1097,00
BRONZO - BRONZE	BZ00		610,00
BRONZO SCURO -DARK BRONZE - BRONZE NOIR	BZ01		610,00



ITALICA 3602

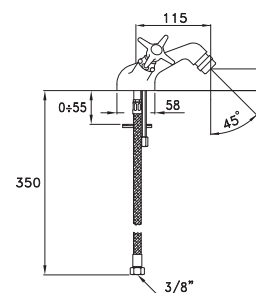
Gruppo per bidet monoforo con getto orientabile senza scarico e senza comando di scarico.

Single-hole bidet mixer without pop-up waste and pop-up control.

Mélangeur de bidet monotrou avec bec bas à jet orientable sans vidage



	IT 00203	CR00	341,00
CROMO-CHROME	NI00		474,00
NICHEL-NICKEL	PV02		580,00
NICHEL SPAZ - NICKEL MATTE - NICKEL MAT	NI01		498,00
OTTONE PVD - BRASS PVD - LAITON PVD	PV01		580,00
ORO - GOLD - OR 24 CARATS	AU00		1194,00
ORO ROSA - ROSE GOLD- OR ROSE	AU02		836,00
ARGENTO - SILVER - ARGENT	AG00		1075,00
BRONZO - BRONZE	BZ00		580,00
BRONZO SCURO -DARK BRONZE - BRONZE NOIR	BZ01		580,00



ITALICA 3604 - 1/2"

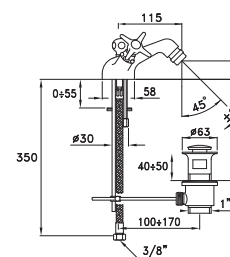
Gruppo per bidet monoforo con bocca a getto orientabile, scarico 1"1/4.

Single-hole bidet mixer, spout with directional aerator and pop-up waste 1" 1/4.

Mélangeur de bidet monotrou avec bec bas à jet orientable et vidage 1" 1/4.



	IT 00204	CR00	449,00
CROMO-CHROME	NI00		610,00
NICHEL-NICKEL	PV02		727,00
NICHEL SPAZ - NICKEL MATTE - NICKEL MAT	NI01		641,00
OTTONE PVD - BRASS PVD - LAITON PVD	PV01		727,00
ORO - GOLD - OR 24 CARATS	AU00		1466,00
ORO ROSA - ROSE GOLD- OR ROSE	AU02		1027,00
ARGENTO - SILVER - ARGENT	AG00		1318,00
BRONZO - BRONZE	BZ00		727,00
BRONZO SCURO -DARK BRONZE - BRONZE NOIR	BZ01		727,00



ITALICA 0/150 - 1/2"

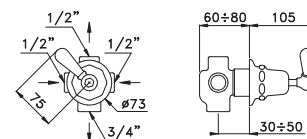
Deviatore per vasca/doccia per installazione da incasso a parete, deviazione manuale

Concealed manual bath-shower diverter

Inverseur manuel bain-douche à encastrer



	IT 01200	CR00	332,00
CROMO-CHROME	NI00		449,00
NICHEL-NICKEL	PV02		481,00
NICHEL SPAZ - NICKEL MATTE - NICKEL MAT	NI01		471,00
OTTONE PVD - BRASS PVD - LAITON PVD	PV01		481,00
ORO - GOLD - OR 24 CARATS	AU00		648,00
ORO ROSA - ROSE GOLD- OR ROSE	AU02		454,00
ARGENTO - SILVER - ARGENT	AG00		603,00
BRONZO - BRONZE	BZ00		481,00
BRONZO SCURO -DARK BRONZE - BRONZE NOIR	BZ01		481,00



ITALICA 0/153 - 1/2"

Deviatore/rubinetto per doccia a due vie per installazione da incasso con deviazione manuale.

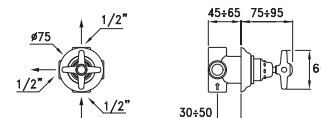
Possibilità di erogazione contemporanea dalle uscite laterali

Two way diverter/shower tap for built-in installation

Robinet/inverseur encastré à 2 sorties pour douche



	IT 01202	CR00	444,00
CROMO-CHROME	NI00		616,00
NICHEL-NICKEL	PV02		773,00
NICHEL SPAZ - NICKEL MATTE - NICKEL MAT	NI01		647,00
OTTONE PVD - BRASS PVD - LAITON PVD	PV01		773,00
ORO - GOLD - OR 24 CARATS	AU00		1064,00
ORO ROSA - ROSE GOLD- OR ROSE	AU02		745,00
ARGENTO - SILVER - ARGENT	AG00		956,00
BRONZO - BRONZE	BZ00		773,00
BRONZO SCURO -DARK BRONZE - BRONZE NOIR	BZ01		773,00



ITALICA 0/152 - 1/2"

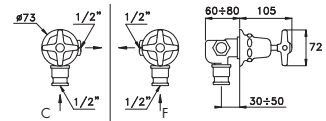
Rubinetto ad angolo per installazione da incasso a parete con raccordo dx/sx all'entrata.

Concealed angle control valve with rh/lh intake connections

Robinet d'équerre à encastrer avec raccord droite/ gauche à l'entrée.



	IT 01101	CR00	249,00
CROMO- CHROME			
NICHEL-NICKEL		NI00	325,00
NICHEL PVD- NICKEL PVD		PV02	357,00
NICHEL SPAZ- NICKEL MATTE- NICKEL MAT		NI01	341,00
OTTONE PVD - BRASS PVD - LAITON PVD		PV01	357,00
ORO - GOLD - OR 24 CARATS		AU00	603,00
ORO ROSA - ROSE GOLD- OR ROSE		AU02	423,00
ARGENTO - SILVER - ARGENT		AG00	556,00
BRONZO - BRONZE		BZ00	357,00
BRONZO SCURO - DARK BRONZE - BRONZE NOIR		BZ01	357,00



ITALICA 0/156 - 1/2"

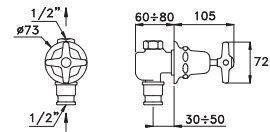
Rubinetto a passaggio diritto per installazione da incasso a parete con raccordo dx/sx all'entrata.

Concealed straight control valve.

Robinet droit à encastrer avec raccord droite/gauche à l'entrée



	IT 01103	CR00	240,00
CROMO- CHROME			
NICHEL-NICKEL		NI00	317,00
NICHEL PVD- NICKEL PVD		PV02	341,00
NICHEL SPAZ- NICKEL MATTE- NICKEL MAT		NI01	333,00
OTTONE PVD - BRASS PVD - LAITON PVD		PV01	341,00
ORO - GOLD - OR 24 CARATS		AU00	610,00
ORO ROSA - ROSE GOLD- OR ROSE		AU02	427,00
ARGENTO - SILVER - ARGENT		AG00	556,00
BRONZO - BRONZE		BZ00	341,00
BRONZO SCURO - DARK BRONZE - BRONZE NOIR		BZ01	341,00



3254MC - 1/2"

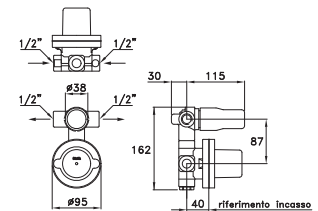
Gruppo incasso per 3254MC

Concealed body for 3254MC

Partie encastrée pour 3254MC



BRONZO - BRONZE	UN 01401 0000	291,00
-----------------	---------------	--------



ITALICA 3254MC PV

Parti in vista per 3254, gruppo miscelatore per vasca doccia da incasso con deviatore a ritorno automatico. Da abbinare al corpo incasso cod.UN014010000

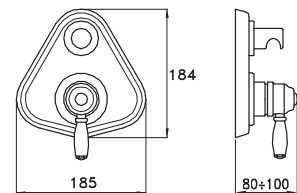
External parts for single-handle bath & shower mixer,diverter with automatic return to bath position. To be installed on built-in part code UN014010000

Mitigeur monocommande à encastrer pour bain douche avec inverseur automatique

A installer sur la partie encastrée UN014010000



	IT 01405	CR00	263,00
CROMO- CHROME			
NICHEL-NICKEL		NI00	367,00
NICHEL PVD- NICKEL PVD		PV02	448,00
NICHEL SPAZ- NICKEL MATTE- NICKEL MAT		NI01	385,00
OTTONE PVD - BRASS PVD - LAITON PVD		PV01	448,00
ORO - GOLD - OR 24 CARATS		AU00	921,00
ORO ROSA - ROSE GOLD- OR ROSE		AU02	645,00
ARGENTO - SILVER - ARGENT		AG00	830,00
BRONZO - BRONZE		BZ00	448,00
BRONZO SCURO - DARK BRONZE - BRONZE NOIR		BZ01	448,00



ITALICA 3254 - 1/2"

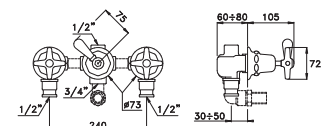
Gruppo per vasca-doccia per installazione da incasso a parete, con deviatore a ritorno manuale, con congiunzioni interne non montate.

Concealed bath & shower mixer, manual return diverter, with internal connections not assembled

Mélangeur bain-douche à encastrer avec inverseur manuel et avec pièces de raccordement non assemblées



	IT 01301	CR00	850,00
CROMO- CHROME			
NICHEL-NICKEL		NI00	1097,00
NICHEL PVD- NICKEL PVD		PV02	1158,00
NICHEL SPAZ- NICKEL MATTE- NICKEL MAT		NI01	1152,00
OTTONE PVD - BRASS PVD - LAITON PVD		PV01	1158,00
ORO - GOLD - OR 24 CARATS		AU00	1851,00
ORO ROSA - ROSE GOLD- OR ROSE		AU02	1296,00
ARGENTO - SILVER - ARGENT		AG00	1604,00
BRONZO - BRONZE		BZ00	1158,00
BRONZO SCURO - DARK BRONZE - BRONZE NOIR		BZ01	1158,00



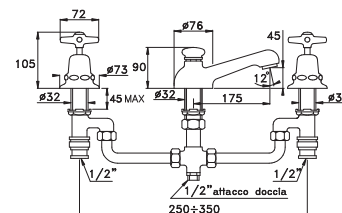
ITALICA 3256 - 1/2"

Gruppo per vasca-doccia per installazione su bordo vasca, bocca di erogazione con deviatore a ritorno automatico. Pressione dinamica minima richiesta: 0,5 bar. Non è corredato dei componenti doccia.

Bath & shower mixer for deck mounting, spout with automatic return to bath position diverter. Minimum required dynamic pressure: 0,5 bar. Supplied without shower components.

Mélangeur bain-douche pour installation horizontale avec inverseur automatique
Pression dynamique minimale: 0,5 bar . Sans ensemble de douche

CROMO- CHROME	IT 02300 CR00	974,00
NICHEL-NICKEL	NI00	1344,00
NICHEL PVD- NICKEL PVD	PV02	1481,00
NICHEL SPAZ- NICKEL MATTE- NICKEL MAT	NI01	1411,00
OTTONE PVD- BRASS PVD- LAITON PVD	PV01	1481,00
ORO - GOLD - OR 24 CARATS	AU00	2692,00
ORO ROSA - ROSE GOLD- OR ROSE	AU02	1885,00
ARGENTO - SILVER - ARGENT	AG00	2430,00
BRONZO - BRONZE	BZ00	1481,00
BRONZO SCURO -DARK BRONZE- BRONZE NOIR	BZ01	1481,00



ITALICA 3256TC - 1/2"

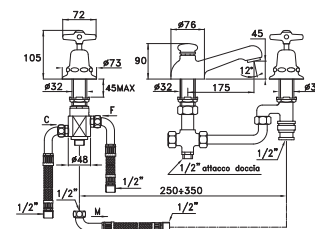
Gruppo per vasca-doccia per installazione su bordo vasca, bocca di erogazione con deviatore a ritorno automatico completo di sistema di miscelazione TC.

Pressione dinamica minima richiesta: 0,5 bar. Non è corredato dei componenti doccia.

Bath & shower mixer for deck mounting, spout with automatic return to bath position diverter with TC mixing system. Minimum required dynamic pressure: 0,5 bar. Supplied without shower components.

Mélangeur bain-douche pour installation horizontale avec inverseur automatique avec système de mélange TC. Pression dynamique minimale: 0,5 bar . Sans ensemble de douche

CROMO- CHROME	IT 02301 CR00	1259,00
NICHEL-NICKEL	NI00	1747,00
NICHEL PVD- NICKEL PVD	PV02	2139,00
NICHEL SPAZ- NICKEL MATTE- NICKEL MAT	NI01	1834,00
OTTONE PVD- BRASS PVD- LAITON PVD	PV01	2139,00
ORO - GOLD - OR 24 CARATS	AU00	4000,00
ORO ROSA - ROSE GOLD- OR ROSE	AU02	2800,00
ARGENTO - SILVER - ARGENT	AG00	3600,00
BRONZO - BRONZE	BZ00	2139,00
BRONZO SCURO -DARK BRONZE- BRONZE NOIR	BZ01	2139,00



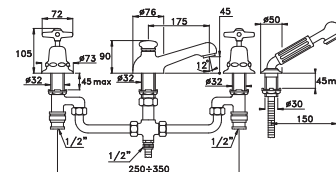
ITALICA 3256/308 - 1/2"

Gruppo per vasca-doccia per installazione su bordo vasca, deviatore con ritorno automatico alla posizione vasca

Bath & shower mixer for deck mounting, spout with automatic return to bath position diverter

Mélangeur bain-douche pour installation horizontale avec inverseur automatique

CROMO- CHROME	IT 02302 CR00	1181,00
NICHEL-NICKEL	NI00	1683,00
NICHEL PVD- NICKEL PVD	PV02	1851,00
NICHEL SPAZ- NICKEL MATTE- NICKEL MAT	NI01	1767,00
OTTONE PVD- BRASS PVD- LAITON PVD	PV01	1851,00
ORO - GOLD - OR 24 CARATS	AU00	3486,00
ORO ROSA - ROSE GOLD- OR ROSE	AU02	2441,00
ARGENTO - SILVER - ARGENT	AG00	3132,00
BRONZO - BRONZE	BZ00	1851,00
BRONZO SCURO -DARK BRONZE- BRONZE NOIR	BZ01	1851,00



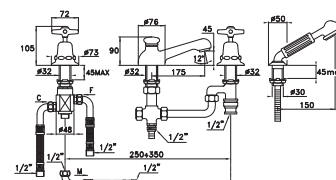
ITALICA 3256TC308 - 3/8"

Gruppo per vasca-doccia per installazione su bordo vasca, deviatore con ritorno automatico alla posizione vasca con sistema di miscelazione TC

Bath & shower mixer for deck mounting, spout with automatic return to bath position diverter with TC mixing system

Mélangeur bain-douche pour installation horizontale avec inverseur automatique et système de mélange TC

CROMO- CHROME	IT 02303 CR00	1528,00
NICHEL-NICKEL	NI00	2123,00
NICHEL PVD- NICKEL PVD	PV02	2596,00
NICHEL SPAZ- NICKEL MATTE- NICKEL MAT	NI01	2229,00
OTTONE PVD- BRASS PVD- LAITON PVD	PV01	2596,00
ORO - GOLD - OR 24 CARATS	AU00	4811,00
ORO ROSA - ROSE GOLD- OR ROSE	AU02	3368,00
ARGENTO - SILVER - ARGENT	AG00	4331,00
BRONZO - BRONZE	BZ00	2596,00
BRONZO SCURO -DARK BRONZE- BRONZE NOIR	BZ01	2596,00

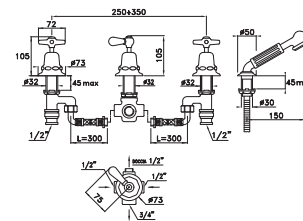




ITALICA 3256TR/308 - 1/2"

Gruppo per vasca-doccia per installazione su bordo vasca, deviatore manuale, doccetta 308
Bath & shower mixer for deck mounting, manual diverter, hand shower 308.
Mélangeur bain-douche pour installation horizontale avec inverseur manuel

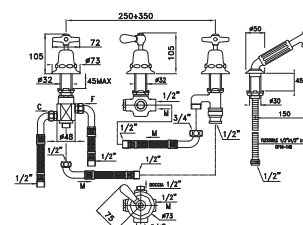
CROMO- CHROME	IT 02304	CR00	1241,00
NICHEL-NICKEL		NI00	1768,00
NICHEL PVD- NICKEL PVD		PV02	1943,00
NICHEL SPAZ - NICKEL MATTE - NICKEL MAT		NI01	1856,00
OTTONE PVD - BRASS PVD - LAITON PVD		PV01	1943,00
ORO - GOLD - OR 24 CARATS		AU00	3659,00
ORO ROSA - ROSE GOLD- OR ROSE		AU02	2562,00
ARGENTO - SILVER - ARGENT		AG00	3288,00
BRONZO - BRONZE		BZ00	1943,00
BRONZO SCURO -DARK BRONZE - BRONZE NOIR		BZ01	1943,00



ITALICA 3256TRTC/308 - 1/2"

Gruppo per vasca-doccia per installazione su bordo vasca, deviatore manuale, doccetta mod 308, completo di sistema di miscelazione TC
Bath & shower mixer for deck mounting, manual diverter, hand shower 308, with TC mixing system
Mélangeur bain-douche pour installation horizontale avec inverseur manuel avec système de mélange TC

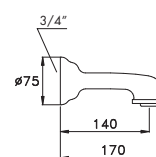
CROMO- CHROME	IT 02305	CR00	1598,00
NICHEL-NICKEL		NI00	2278,00
NICHEL PVD- NICKEL PVD		PV02	2670,00
NICHEL SPAZ - NICKEL MATTE - NICKEL MAT		NI01	2392,00
OTTONE PVD - BRASS PVD - LAITON PVD		PV01	2670,00
ORO - GOLD - OR 24 CARATS		AU00	4952,00
ORO ROSA - ROSE GOLD- OR ROSE		AU02	3467,00
ARGENTO - SILVER - ARGENT		AG00	4457,00
BRONZO - BRONZE		BZ00	2670,00
BRONZO SCURO -DARK BRONZE - BRONZE NOIR		BZ01	2670,00



ITALICA 0/250 - 3/4"

Bocca di erogazione a parete per vasca
Wall mounted bath spout
Bec mural de baignoire

CROMO- CHROME	IT 09000	CR00	147,00
NICHEL-NICKEL		NI00	194,00
NICHEL PVD- NICKEL PVD		PV02	217,00
NICHEL SPAZ - NICKEL MATTE - NICKEL MAT		NI01	204,00
OTTONE PVD - BRASS PVD - LAITON PVD		PV01	217,00
ORO - GOLD - OR 24 CARATS		AU00	464,00
ORO ROSA - ROSE GOLD- OR ROSE		AU02	325,00
ARGENTO - SILVER - ARGENT		AG00	418,00
BRONZO - BRONZE		BZ00	217,00
BRONZO SCURO -DARK BRONZE - BRONZE NOIR		BZ01	217,00

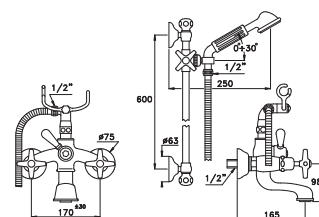


ITALICA 3274/302/6- 1/2"

Gruppo per vasca doccia per installazione esterna a parete completo di asta a parete con supporto scorrevole snodato e con doccia a mano, fornito di deviatore manuale.
Exposed wall mounted bath & shower mixer, wall mounted slider bar with flexible shower hose(150 cm) with hand spray head.

Mélangeur bain-douche mural apparent avec inverseur manuel avec ensemble douchette sur barre, support téléphone et flexible 150 cm

CROMO- CHROME	IT 02203	CR00	1019,00
NICHEL-NICKEL		NI00	1490,00
NICHEL PVD- NICKEL PVD		PV02	1728,00
NICHEL SPAZ - NICKEL MATTE - NICKEL MAT		NI01	1564,00
OTTONE PVD - BRASS PVD - LAITON PVD		PV01	1728,00
ORO - GOLD - OR 24 CARATS		AU00	3671,00
ORO ROSA - ROSE GOLD- OR ROSE		AU02	2570,00
ARGENTO - SILVER - ARGENT		AG00	3300,00
BRONZO - BRONZE		BZ00	1728,00
BRONZO SCURO -DARK BRONZE - BRONZE NOIR		BZ01	1728,00





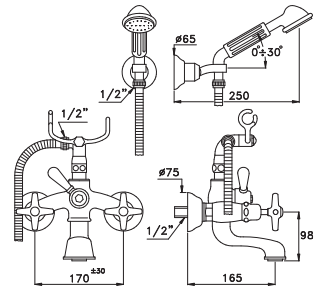
ITALICA 3274/305/6- 1/2"

Gruppo per vasca doccia per installazione esterna a parete completo di doccia a mano e supporto orientabile, flessibile 150 cm. Deviatore manuale.

Exposed wall mounted bath & shower mixer, dual use hand spray head, low telephone-type cradle, directional upper wall bracket, 150 cm flexible shower hose

Mélangeur bain-douche mural apparent avec inverseur manuel avec ensemble de douche à crochet haut orientable, support téléphone et flexible 150 cm

	IT 02204	CR00	980,00
CROMO- CHROME			
NICHEL-NICKEL	NI00		1428,00
NICHEL PVD- NICKEL PVD	PV02		1666,00
NICHEL SPAZ - NICKEL MATTE - NICKEL MAT	NI01		1500,00
OTTONE PVD - BRASS PVD - LAITON PVD	PV01		1666,00
ORO - GOLD - OR 24 CARATS	AU00		3540,00
ORO ROSA - ROSE GOLD- OR ROSE	AU02		2478,00
ARGENTO - SILVER - ARGENT	AG00		3186,00
BRONZO - BRONZE	BZ00		1666,00
BRONZO SCURO - DARK BRONZE - BRONZE NOIR	BZ01		1666,00



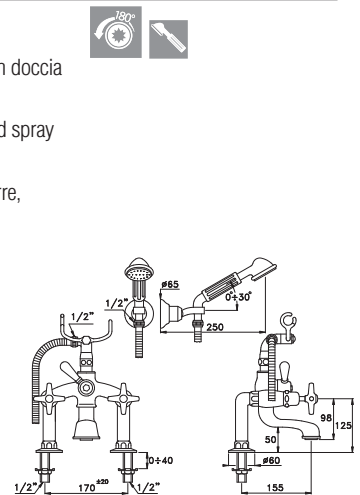
ITALICA 3274RG305/6- 1/2"

Gruppo per vasca doccia per installazione su bordo vasca con supporto alto snodato e con doccia a mano, flessibile 150 cm, fornito di deviatore manuale.

Exposed bath & shower mixer, wall mounted with flexible shower hose (150 cm) with hand spray head.

Mélangeur bain-douche apparent avec inverseur manuel avec ensemble douchette sur barre, support téléphone et flexible 150 cm.

	IT 02205	CR00	1072,00
CROMO- CHROME			
NICHEL-NICKEL	NI00		1559,00
NICHEL PVD- NICKEL PVD	PV02		1813,00
NICHEL SPAZ - NICKEL MATTE - NICKEL MAT	NI01		1637,00
OTTONE PVD - BRASS PVD - LAITON PVD	PV01		1813,00
ORO - GOLD - OR 24 CARATS	AU00		3910,00
ORO ROSA - ROSE GOLD- OR ROSE	AU02		2737,00
ARGENTO - SILVER - ARGENT	AG00		3525,00
BRONZO - BRONZE	BZ00		1813,00
BRONZO SCURO - DARK BRONZE - BRONZE NOIR	BZ01		1813,00



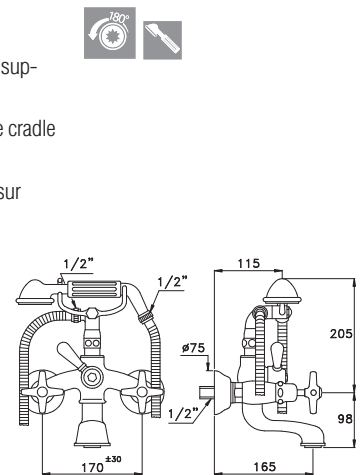
ITALICA 3274/306 - 1/2"

Gruppo per vasca doccia per installazione esterna a parete completo di doccia a mano con supporto basso a telefono, tubo flessibile di lunghezza 125 cm

Exposed wall mounted bath & shower mixer, with hand spray head with low telephone-type cradle and 125 cm flexible shower hose

Mélangeur bain-douche mural apparent avec inverseur manuel avec ensemble de douche sur support téléphone, flexible 125 cm

	IT 02206	CR00	873,00
CROMO- CHROME			
NICHEL-NICKEL	NI00		1258,00
NICHEL PVD- NICKEL PVD	PV02		1481,00
NICHEL SPAZ - NICKEL MATTE - NICKEL MAT	NI01		1321,00
OTTONE PVD - BRASS PVD - LAITON PVD	PV01		1481,00
ORO - GOLD - OR 24 CARATS	AU00		3147,00
ORO ROSA - ROSE GOLD- OR ROSE	AU02		2203,00
ARGENTO - SILVER - ARGENT	AG00		2831,00
BRONZO - BRONZE	BZ00		1481,00
BRONZO SCURO - DARK BRONZE - BRONZE NOIR	BZ01		1481,00



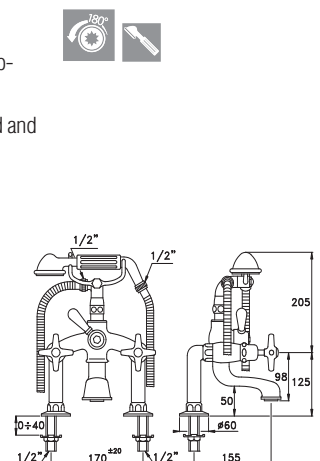
ITALICA 3274RG306 - 1/2"

Gruppo per vasca doccia per installazione su bordo vasca completo di doccia a mano con supporto basso a telefono, tubo flessibile di lunghezza 125 cm

Exposed bath & shower mixer for bath deck mounting, manual diverter, with hand spray head and low telephone-type cradle, 125 cm flexible shower hose

Mélangeur bain-douche avec raccords sur gorge avec inverseur manuel avec ensemble de douche sur support téléphone, flexible 125 cm

	IT 02207	CR00	965,00
CROMO- CHROME			
NICHEL-NICKEL	NI00		1397,00
NICHEL PVD- NICKEL PVD	PV02		1636,00
NICHEL SPAZ - NICKEL MATTE - NICKEL MAT	NI01		1467,00
OTTONE PVD - BRASS PVD - LAITON PVD	PV01		1636,00
ORO - GOLD - OR 24 CARATS	AU00		3525,00
ORO ROSA - ROSE GOLD- OR ROSE	AU02		2468,00
ARGENTO - SILVER - ARGENT	AG00		3177,00
BRONZO - BRONZE	BZ00		1636,00
BRONZO SCURO - DARK BRONZE - BRONZE NOIR	BZ01		1636,00



ITALICA 3274CL306 - 1/2"

Gruppo per vasca doccia con montanti da pavimento completo di doccia a mano

Per una migliore sicurezza d'installazione, si consiglia l'utilizzo del collare di sostegno art. 275 di seguito illustrato.

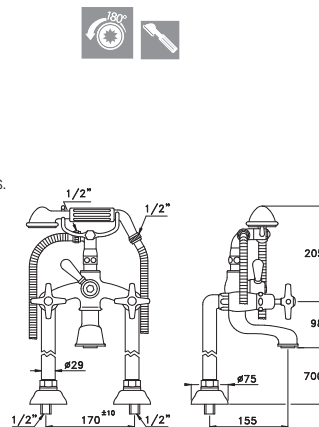
Exposed bath & shower mixer with free-standing floor legs, manual diverter and hand shower

For safer installation of this article we suggest to use the fastening collar ref.275

Mélangeur bain-douche avec colonnes au sol avec inverseur manuel avec ensemble de douche

Pour une meilleure sécurité de l'installation, nous recommandons l'utilisation du collier de support. 275 décrit ci-dessous.

CROMO- CHROME	IT 02208 CRO0	1274,00
NICHEL-NICKEL	NI00	1813,00
NICHEL PVD- NICKEL PVD	PV02	2152,00
NICHEL SPAZ - NICKEL MATTE - NICKEL MAT	NI01	1904,00
OTTONE PVD - BRASS PVD - LAITON PVD	PV01	2152,00
ORO - GOLD - OR 24 CARATS	AU00	5105,00
ORO ROSA - ROSE GOLD- OR ROSE	AU02	3574,00
ARGENTO - SILVER - ARGENT	AG00	4604,00
BRONZO - BRONZE	BZ00	2152,00
BRONZO SCURO -DARK BRONZE - BRONZE NOIR	BZ01	2152,00



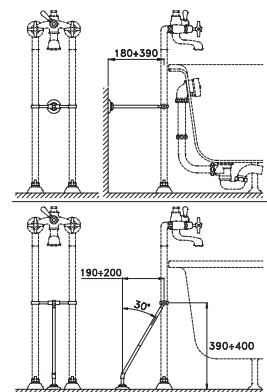
ITALICA 275 - 1/2"

Collare di sostegno per gruppi vasca doccia con montanti da pavimento di diametro 29 mm, predisposto per fissaggio al pavimento oppure alla parete

Fastening collar for bath & shower mixers, to used with 29 mm diameter free-standing floor legs

Collier pour colonnes au sol diamètre 29mm, prévu pour fixation au sol ou au mur

CROMO- CHROME	IT 09100 CRO0	310,00
NICHEL-NICKEL	NI00	424,00
NICHEL PVD- NICKEL PVD	PV02	494,00
NICHEL SPAZ - NICKEL MATTE - NICKEL MAT	NI01	445,00
OTTONE PVD - BRASS PVD - LAITON PVD	PV01	494,00
ORO - GOLD - OR 24 CARATS	AU00	1072,00
ORO ROSA - ROSE GOLD- OR ROSE	AU02	751,00
ARGENTO - SILVER - ARGENT	AG00	942,00
BRONZO - BRONZE	BZ00	494,00
BRONZO SCURO -DARK BRONZE - BRONZE NOIR	BZ01	494,00



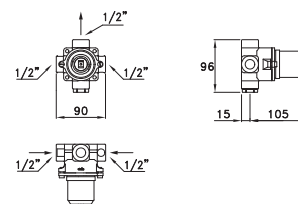
3292MC - 1/2"

Corpo incasso per miscelatore monocomando per doccia

Built-in unit for single-command shower mixer

Corps encastré pour mitigeur mono commande de douche

BRONZO - BRONZE	UN 01400 0000	175,00
-----------------	---------------	--------



ITALICA 3292MC P.V. - 1/2"

Parti in vista per miscelatore monocomando per doccia

Da vendere unitamente al corpo incasso cod.UN 01400 0000

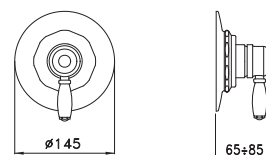
Exposed parts for single-command shower mixer

To be installed on built-in part code UN 01400 0000

Façade apparente pour mitigeur monocommande de douche

A installer sur la partie encastrée UN 01400 0000

CROMO- CHROME	IT 01410 CRO0	196,00
NICHEL-NICKEL	NI00	273,00
NICHEL PVD- NICKEL PVD	PV02	332,00
NICHEL SPAZ - NICKEL MATTE - NICKEL MAT	NI01	289,00
OTTONE PVD - BRASS PVD - LAITON PVD	PV01	332,00
ORO - GOLD - OR 24 CARATS	AU00	628,00
ORO ROSA - ROSE GOLD- OR ROSE	AU02	440,00
ARGENTO - SILVER - ARGENT	AG00	565,00
BRONZO - BRONZE	BZ00	332,00
BRONZO SCURO -DARK BRONZE - BRONZE NOIR	BZ01	332,00



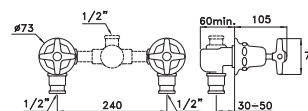
ITALICA 3292 - 1/2"

Gruppo per doccia per installazione da incasso a parete con congiunzioni interne non montate.

Concealed shower mixer, with internal connections not assembled.

Mélangeur de douche à encastrer. Livré avec pièces de raccordement non assemblées.

CROMO- CHROME	IT 01300 CRO0	553,00
NICHEL-NICKEL	NI00	767,00
NICHEL PVD- NICKEL PVD	PV02	938,00
NICHEL SPAZ - NICKEL MATTE - NICKEL MAT	NI01	805,00
OTTONE PVD - BRASS PVD - LAITON PVD	PV01	938,00
ORO - GOLD - OR 24 CARATS	AU00	1930,00
ORO ROSA - ROSE GOLD- OR ROSE	AU02	1351,00
ARGENTO - SILVER - ARGENT	AG00	1736,00
BRONZO - BRONZE	BZ00	938,00
BRONZO SCURO -DARK BRONZE - BRONZE NOIR	BZ01	938,00



ITALICA 3283 - 1/2"

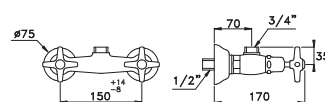
Gruppo per doccia per installazione esterna a parete

Exposed wall mounted shower mixer

Mélangeur de douche apparent avec raccords muraux excentrés



CROMO- CHROME	IT 02400	CR00	278,00
NICHEL-NICKEL	NI00		394,00
NICHEL PVD- NICKEL PVD	PV02		481,00
NICHEL SPAZ - NICKEL MATTE - NICKEL MAT	NI01		414,00
OTTONE PVD - BRASS PVD - LAITON PVD	PV01		481,00
ORO - GOLD - OR 24 CARATS	AU00		1049,00
ORO ROSA - ROSE GOLD- OR ROSE	AU02		735,00
ARGENTO - SILVER - ARGENT	AG00		942,00
BRONZO - BRONZE	BZ00		481,00
BRONZO SCURO - DARK BRONZE - BRONZE NOIR	BZ01		481,00



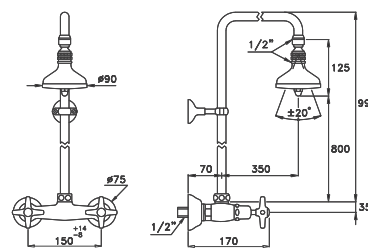
ITALICA 3283/301/314A-90 - 1/2"

Gruppo doccia per installazione esterna a parete con tubo doccia e soffione art. 314A Ø 90 mm

Exposed wall mounted shower mixer with rigid shower pipe, shower head ref. 314A Ø 90 mm

Mélangeur de douche apparent avec colonne et pomme à rotule orientable ref. 314A Ø 90 mm

CROMO- CHROME	IT 02410	CR00	641,00
NICHEL-NICKEL	NI00		927,00
NICHEL PVD- NICKEL PVD	PV02		1097,00
NICHEL SPAZ - NICKEL MATTE - NICKEL MAT	NI01		973,00
OTTONE PVD - BRASS PVD - LAITON PVD	PV01		1097,00
ORO - GOLD - OR 24 CARATS	AU00		2630,00
ORO ROSA - ROSE GOLD- OR ROSE	AU02		1841,00
ARGENTO - SILVER - ARGENT	AG00		2344,00
BRONZO - BRONZE	BZ00		1097,00
BRONZO SCURO - DARK BRONZE - BRONZE NOIR	BZ01		1097,00



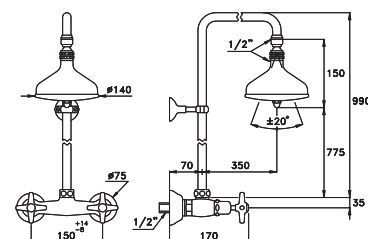
ITALICA 3283/301/314A-140 - 1/2"

Gruppo doccia per installazione esterna a parete con tubo doccia e soffione art. 314A Ø140 mm

Exposed wall mounted shower mixer with rigid shower pipe, shower head ref. 314A Ø 140 mm

Mélangeur de douche apparent avec colonne et pomme à rotule orientable ref. 314A Ø 140 mm

CROMO- CHROME	IT 02411	CR00	795,00
NICHEL-NICKEL	NI00		1111,00
NICHEL PVD- NICKEL PVD	PV02		1344,00
NICHEL SPAZ - NICKEL MATTE - NICKEL MAT	NI01		1167,00
OTTONE PVD - BRASS PVD - LAITON PVD	PV01		1344,00
ORO - GOLD - OR 24 CARATS	AU00		3394,00
ORO ROSA - ROSE GOLD- OR ROSE	AU02		2376,00
ARGENTO - SILVER - ARGENT	AG00		3001,00
BRONZO - BRONZE	BZ00		1344,00
BRONZO SCURO - DARK BRONZE - BRONZE NOIR	BZ01		1344,00



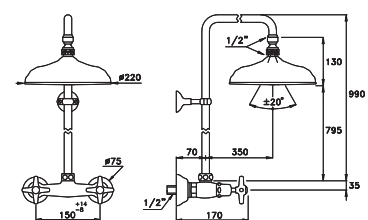
ITALICA 3283/301/314A-220 - 1/2"

Gruppo doccia per installazione esterna a parete con tubo doccia e soffione art. 314A Ø220 mm

Exposed wall mounted shower mixer with rigid shower pipe, shower head ref. 314A Ø 220 mm

Mélangeur de douche apparent avec colonne et pomme à rotule orientable ref. 314A Ø 220 mm

CROMO- CHROME	IT 02412	CR00	852,00
NICHEL-NICKEL	NI00		1225,00
NICHEL PVD- NICKEL PVD	PV02		1469,00
NICHEL SPAZ - NICKEL MATTE - NICKEL MAT	NI01		1286,00
OTTONE PVD - BRASS PVD - LAITON PVD	PV01		1469,00
ORO - GOLD - OR 24 CARATS	AU00		3182,00
ORO ROSA - ROSE GOLD- OR ROSE	AU02		2228,00
ARGENTO - SILVER - ARGENT	AG00		2859,00
BRONZO - BRONZE	BZ00		1469,00
BRONZO SCURO - DARK BRONZE - BRONZE NOIR	BZ01		1469,00



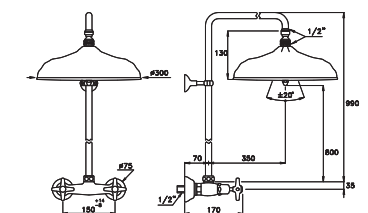
ITALICA 3283/301/314A-300 - 1/2"

Gruppo doccia per installazione esterna a parete con tubo doccia e soffione art. 314A Ø300 mm

Exposed wall mounted shower mixer with rigid shower pipe, shower head ref. 314A Ø 300 mm

Mélangeur de douche apparent avec colonne et pomme à rotule orientable ref. 314A Ø 300 mm

CROMO- CHROME	IT 02413	CR00	1195,00
NICHEL-NICKEL	NI00		1701,00
NICHEL PVD- NICKEL PVD	PV02		2049,00
NICHEL SPAZ - NICKEL MATTE - NICKEL MAT	NI01		1786,00
OTTONE PVD - BRASS PVD - LAITON PVD	PV01		2049,00
ORO - GOLD - OR 24 CARATS	AU00		4344,00
ORO ROSA - ROSE GOLD- OR ROSE	AU02		3041,00
ARGENTO - SILVER - ARGENT	AG00		3904,00
BRONZO - BRONZE	BZ00		2049,00
BRONZO SCURO - DARK BRONZE - BRONZE NOIR	BZ01		2049,00



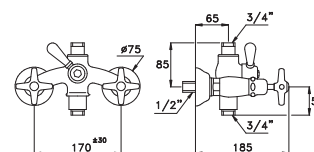
ITALICA 3284 - 1/2"

Gruppo per doccia per installazione esterna a parete con deviatore manuale per doppia funzione

Exposed wall mounted, heavy duty shower mixer, diverter with manual return to flexible hose

Mélangeur de douche apparent à 2 sorties avec inverseur manuel

	IT 02500	CR00	626,00
CROMO-CHROME			
NICHEL-NICKEL	NI00		904,00
NICHEL PVD- NICKEL PVD	PV02		1072,00
NICHEL SPAZ- NICKEL MATTE- NICKEL MAT	NI01		942,00
OTTONE PVD- BRASS PVD- LAITON PVD	PV01		1072,00
ORO - GOLD - OR 24 CARATS	AU00		2245,00
ORO ROSA - ROSE GOLD- OR ROSE	AU02		1572,00
ARGENTO - SILVER - ARGENT	AG00		2005,00
BRONZO - BRONZE	BZ00		1072,00
BRONZO SCURO-DARK BRONZE- BRONZE NOIR	BZ01		1072,00



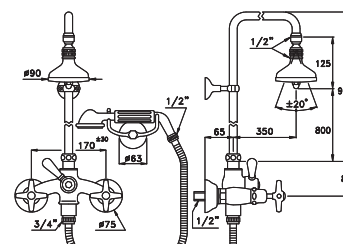
ITALICA 3284/33-90 - 1/2"

Gruppo doccia per installazione esterna a parete con tubo doccia, doccia mano e soffione Ø 90 mm

Exposed wall mounted shower mixer with rigid shower pipe, hand shower and shower head Ø 90 mm

Mélangeur de douche apparent à 2 sorties avec colonne, pomme de douche Ø 90 mm et douchette

	IT 02510	CR00	1189,00
CROMO-CHROME			
NICHEL-NICKEL	NI00		1720,00
NICHEL PVD- NICKEL PVD	PV02		2013,00
NICHEL SPAZ- NICKEL MATTE- NICKEL MAT	NI01		1806,00
OTTONE PVD- BRASS PVD- LAITON PVD	PV01		2013,00
ORO - GOLD - OR 24 CARATS	AU00		4557,00
ORO ROSA - ROSE GOLD- OR ROSE	AU02		3190,00
ARGENTO - SILVER - ARGENT	AG00		4057,00
BRONZO - BRONZE	BZ00		2013,00
BRONZO SCURO-DARK BRONZE- BRONZE NOIR	BZ01		2013,00



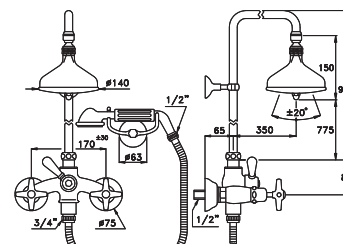
ITALICA 3284/33-140 - 1/2"

Gruppo doccia per installazione esterna a parete con tubo doccia, doccia mano e soffione Ø 140 mm

Exposed wall mounted shower mixer with rigid shower pipe, hand shower and shower head Ø 140 mm

Mélangeur de douche apparent à 2 sorties avec colonne, pomme de douche Ø 140 mm et douchette

	IT 02511	CR00	1350,00
CROMO-CHROME			
NICHEL-NICKEL	NI00		1952,00
NICHEL PVD- NICKEL PVD	PV02		2291,00
NICHEL SPAZ- NICKEL MATTE- NICKEL MAT	NI01		2050,00
OTTONE PVD- BRASS PVD- LAITON PVD	PV01		2291,00
ORO - GOLD - OR 24 CARATS	AU00		5305,00
ORO ROSA - ROSE GOLD- OR ROSE	AU02		3714,00
ARGENTO - SILVER - ARGENT	AG00		4728,00
BRONZO - BRONZE	BZ00		2291,00
BRONZO SCURO-DARK BRONZE- BRONZE NOIR	BZ01		2291,00



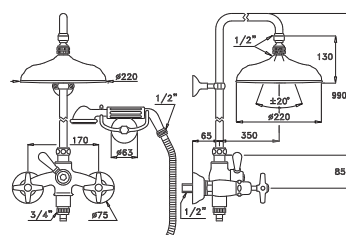
ITALICA 3284/33-220 - 1/2"

Gruppo doccia per installazione esterna a parete con tubo doccia, doccia mano e soffione Ø 220 mm

Exposed wall mounted shower mixer with rigid shower pipe, hand shower and shower head Ø. 220 mm

Mélangeur de douche apparent à 2 sorties avec colonne, pomme de douche Ø 220 mm et douchette

	IT 02512	CR00	1402,00
CROMO-CHROME			
NICHEL-NICKEL	NI00		2020,00
NICHEL PVD- NICKEL PVD	PV02		2387,00
NICHEL SPAZ- NICKEL MATTE- NICKEL MAT	NI01		2121,00
OTTONE PVD- BRASS PVD- LAITON PVD	PV01		2387,00
ORO - GOLD - OR 24 CARATS	AU00		5108,00
ORO ROSA - ROSE GOLD- OR ROSE	AU02		3576,00
ARGENTO - SILVER - ARGENT	AG00		4570,00
BRONZO - BRONZE	BZ00		2387,00
BRONZO SCURO-DARK BRONZE- BRONZE NOIR	BZ01		2387,00



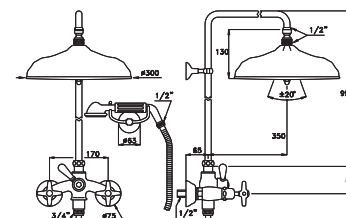
ITALICA 3284/33-300 - 1/2"

Gruppo doccia per installazione esterna a parete con tubo doccia, doccia mano e soffione Ø 300 mm

Exposed wall mounted shower mixer with rigid shower pipe, hand shower and shower head Ø 300 mm

Mélangeur de douche apparent à 2 sorties avec colonne, pomme de douche Ø 300 mm et douchette

	IT 02513	CR00	1743,00
CROMO-CHROME			
NICHEL-NICKEL	NI00		2495,00
NICHEL PVD- NICKEL PVD	PV02		2967,00
NICHEL SPAZ- NICKEL MATTE- NICKEL MAT	NI01		2620,00
OTTONE PVD- BRASS PVD- LAITON PVD	PV01		2967,00
ORO - GOLD - OR 24 CARATS	AU00		6270,00
ORO ROSA - ROSE GOLD- OR ROSE	AU02		4389,00
ARGENTO - SILVER - ARGENT	AG00		5616,00
BRONZO - BRONZE	BZ00		2967,00
BRONZO SCURO-DARK BRONZE- BRONZE NOIR	BZ01		2967,00



Per richiedere l'impugnatura della doccetta in ceramica bianca far seguire le lettere CB al codice con sovrapprezzo di euro 94,00 | To order the shower handset in white ceramic, add letter CB to end of code no. with a surcharge of 94 euro with respect to the price indicated | Pour les manches de douchettes, faire suivre le code usine de la lettre CB (céramique blanche) Pour la poignée en céramique, il faut appliquer un supplément de 94 euros.



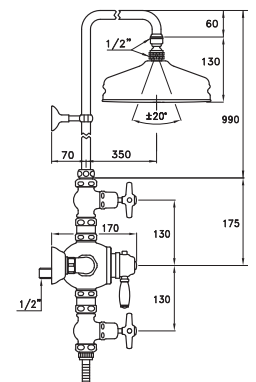
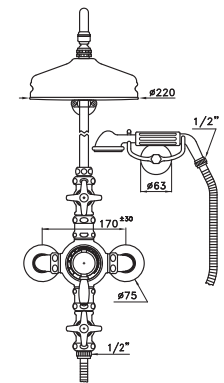
ITALICA IS3284/33-220 - 1/2"

Gruppo termostatico per vasca doccia esterno completo di doccetta 304 e soffione diam 220

Exposed thermostatic wall mounted shower mixer, with exposed rigid shower pipe and ball joint shower head ref. 314A diameter 220 mm and hand shower

Mitigeur thermostatique douche apparent avec colonne et pomme de douche de 220mm et douchette mural 304

	IT 06100 CR00	2513,00
CROMO- CHROME		
NICHEL-NICKEL	NI00	3343,00
NICHEL PVD- NICKEL PVD	PV02	4021,00
NICHEL SPAZ- NICKEL MATTE- NICKEL MAT	NI01	3494,00
OTTONE PVD- BRASS PVD- LAITON PVD	PV01	4021,00
ORO - GOLD - OR 24 CARATS	AU00	8545,00
ORO ROSA - ROSE GOLD- OR ROSE	AU02	6735,00
ARGENTO - SILVER - ARGENT	AG00	8143,00
BRONZO - BRONZE	BZ00	4021,00
BRONZO SCURO -DARK BRONZE- BRONZE NOIR	BZ01	4021,00



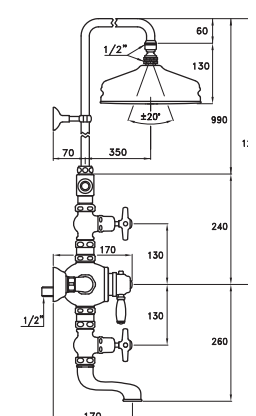
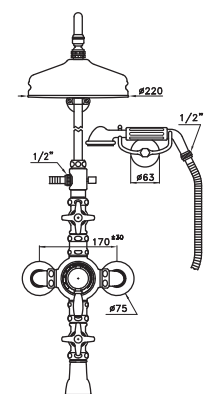
ITALICA IS3274/33-220 - 1/2"

Gruppo termostatico per vasca doccia esterno completo di bocca vasca, doccetta 304 e soffione diam 220. Deviatore automatico (pressione minima richiesta 0,5 bar)

Exposed thermostatic wall mounted shower/bath mixer, with exposed rigid shower pipe and ball joint shower head ref. 314A diameter 220 mm and hand shower

Mitigeur thermostatique pour bain-douche apparent avec colonne et pomme de douche de 220mm, douchette mural 304

	IT 06150 CR00	2957,00
CROMO- CHROME		
NICHEL-NICKEL	NI00	3933,00
NICHEL PVD- NICKEL PVD	PV02	4732,00
NICHEL SPAZ- NICKEL MATTE- NICKEL MAT	NI01	4111,00
OTTONE PVD- BRASS PVD- LAITON PVD	PV01	4732,00
ORO - GOLD - OR 24 CARATS	AU00	10054,00
ORO ROSA - ROSE GOLD- OR ROSE	AU02	7925,00
ARGENTO - SILVER - ARGENT	AG00	9581,00
BRONZO - BRONZE	BZ00	4732,00
BRONZO SCURO -DARK BRONZE- BRONZE NOIR	BZ01	4732,00

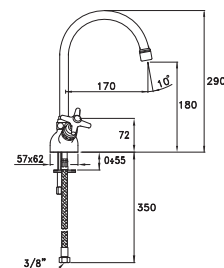


ITALICA 3230 - 1/2"

Gruppo per lavello monoforo, con bocca alta orientabile
 Single-hole sink mixer, with high swinging spout, aerator
 Mélangeur d'évier monotrou avec bec orientable



CROMO- CHROME	IT 04000 CRO0	314,00
NICHEL-NICKEL	NI00	414,00
NICHEL PVD- NICKEL PVD	PV02	464,00
NICHEL SPAZ - NICKEL MATTE - NICKEL MAT	NI01	435,00
OTTONE PVD - BRASS PVD - LAITON PVD	PV01	464,00
ORO - GOLD - OR 24 CARATS	AU00	1071,00
ORO ROSA - ROSE GOLD- OR ROSE	AU02	750,00
ARGENTO - SILVER - ARGENT	AG00	964,00
BRONZO - BRONZE	BZ00	464,00
BRONZO SCURO -DARK BRONZE - BRONZE NOIR	BZ01	464,00

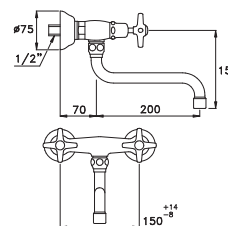


ITALICA 3243/200- 1/2"

Gruppo per lavello, per installazione esterna a parete, bocca bassa orientabile lunghezza 200 mm
 Exposed wall mounted sink mixer, low swinging spout, aerator, length 200 mm
 Mélangeur d'évier mural apparent avec raccords muraux et bec orientable longueur 200 mm



CROMO- CHROME	IT 04001 CRO0	341,00
NICHEL-NICKEL	NI00	449,00
NICHEL PVD- NICKEL PVD	PV02	532,00
NICHEL SPAZ - NICKEL MATTE - NICKEL MAT	NI01	471,00
OTTONE PVD - BRASS PVD - LAITON PVD	PV01	532,00
ORO - GOLD - OR 24 CARATS	AU00	906,00
ORO ROSA - ROSE GOLD- OR ROSE	AU02	635,00
ARGENTO - SILVER - ARGENT	AG00	812,00
BRONZO - BRONZE	BZ00	532,00
BRONZO SCURO -DARK BRONZE - BRONZE NOIR	BZ01	532,00

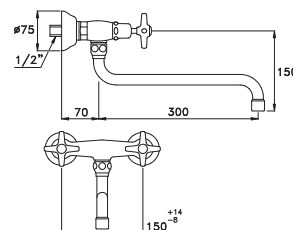


ITALICA 3243/300 - 1/2"

Gruppo per lavello, per installazione esterna a parete, bocca bassa orientabile lunghezza 300 mm
 Exposed wall mounted sink mixer, low swinging spout, aerator, length 300 mm
 Mélangeur d'évier mural apparent avec raccords muraux et bec orientable longueur 300 mm



CROMO- CHROME	IT 04002 CRO0	364,00
NICHEL-NICKEL	NI00	472,00
NICHEL PVD- NICKEL PVD	PV02	559,00
NICHEL SPAZ - NICKEL MATTE - NICKEL MAT	NI01	496,00
OTTONE PVD - BRASS PVD - LAITON PVD	PV01	559,00
ORO - GOLD - OR 24 CARATS	AU00	914,00
ORO ROSA - ROSE GOLD- OR ROSE	AU02	640,00
ARGENTO - SILVER - ARGENT	AG00	831,00
BRONZO - BRONZE	BZ00	559,00
BRONZO SCURO -DARK BRONZE - BRONZE NOIR	BZ01	559,00

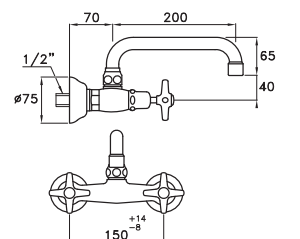


ITALICA 3245/200- 1/2"

Gruppo per lavello, per installazione esterna a parete, bocca alta orientabile lunghezza 200 mm
 Exposed wall mounted sink mixer, high swinging spout, aerator, length 200 mm
 Mélangeur d'évier mural apparent avec raccords muraux et bec orientable longueur 200 mm



CROMO- CHROME	IT 04006 CRO0	341,00
NICHEL-NICKEL	NI00	449,00
NICHEL PVD- NICKEL PVD	PV02	532,00
NICHEL SPAZ - NICKEL MATTE - NICKEL MAT	NI01	471,00
OTTONE PVD - BRASS PVD - LAITON PVD	PV01	532,00
ORO - GOLD - OR 24 CARATS	AU00	906,00
ORO ROSA - ROSE GOLD- OR ROSE	AU02	635,00
ARGENTO - SILVER - ARGENT	AG00	812,00
BRONZO - BRONZE	BZ00	532,00
BRONZO SCURO -DARK BRONZE - BRONZE NOIR	BZ01	532,00

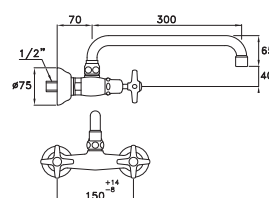


ITALICA 3245/300 - 1/2"

Gruppo per lavello, per installazione esterna a parete, bocca alta orientabile lunghezza 300 mm
 Exposed wall mounted sink mixer, high swinging spout, aerator, length 300 mm
 Mélangeur d'évier mural apparent avec raccords muraux et bec orientable longueur 300 mm



CROMO- CHROME	IT 04007 CRO0	364,00
NICHEL-NICKEL	NI00	472,00
NICHEL PVD- NICKEL PVD	PV02	559,00
NICHEL SPAZ - NICKEL MATTE - NICKEL MAT	NI01	496,00
OTTONE PVD - BRASS PVD - LAITON PVD	PV01	559,00
ORO - GOLD - OR 24 CARATS	AU00	914,00
ORO ROSA - ROSE GOLD- OR ROSE	AU02	640,00
ARGENTO - SILVER - ARGENT	AG00	831,00
BRONZO - BRONZE	BZ00	559,00
BRONZO SCURO -DARK BRONZE - BRONZE NOIR	BZ01	559,00



Completamenti

Completions

Compléments

0/3229 - 1/2"

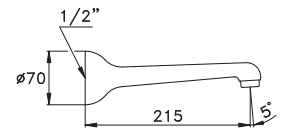
Bocca di erogazione a parete, attacco 1/2" lunghezza 215 mm

Wall mounted cast spout connection 1/2", length 215 mm

Bec mural fixe avec filetage femelle 1/2" longueur 215 mm



	UN	09001	CR00	151,00
CROMO- CHROME				
NICHEL-NICKEL			NI00	208,00
NICHEL PVD- NICKEL PVD			PV02	249,00
NICHEL SPAZ - NICKEL MATTE - NICKEL MAT			NI01	218,00
OTTONE PVD - BRASS PVD - LAITON PVD			PV01	249,00
ORO - GOLD - OR 24 CARATS			AU00	603,00
ORO ROSA - ROSE GOLD- OR ROSE			AU02	423,00
ARGENTO - SILVER - ARGENT			AG00	541,00
BRONZO - BRONZE			BZ00	249,00
BRONZO SCURO - DARK BRONZE - BRONZE NOIR			BZ01	249,00



863 - 1/2"

Bocca di erogazione a parete con rompigetto aeratore all'uscita e diametro tubo 18 mm (sporgenza da parete a centro uscita 200 mm)

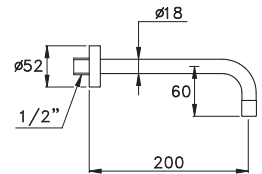
Wall mounted spout with aerator and spout diameter 18 mm

Projection from wall to outlet: 200 mm

Bec mural fixe diameter 18 mm avec mousseur Saille 200 mm



	UN	09002	CR00	136,00
CROMO- CHROME				
NICHEL-NICKEL			NI00	179,00
NICHEL PVD- NICKEL PVD			PV02	217,00
NICHEL SPAZ - NICKEL MATTE - NICKEL MAT			NI01	188,00
OTTONE PVD - BRASS PVD - LAITON PVD			PV01	217,00
ORO - GOLD - OR 24 CARATS			AU00	418,00
ORO ROSA - ROSE GOLD- OR ROSE			AU02	293,00
ARGENTO - SILVER - ARGENT			AG00	379,00
BRONZO - BRONZE			BZ00	217,00
BRONZO SCURO - DARK BRONZE - BRONZE NOIR			BZ01	217,00



863AR - 1/2"

Bocca di lunghezza uguale a 100, 300, 400 mm

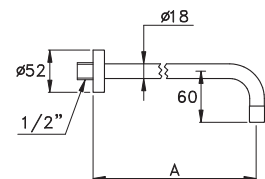
Per ordine far seguire al codice: /100, /300, /400

On request: projection of the spout of 100, 300, 400 mm

Bec longueur special à 100, 300, 400 mm

Pour ordre faire suivre le code usine de /100, /300, /400

	UN	09003	CR00	214,00
CROMO- CHROME				
NICHEL-NICKEL			NI00	263,00
NICHEL PVD- NICKEL PVD			PV02	317,00
NICHEL SPAZ - NICKEL MATTE - NICKEL MAT			NI01	276,00
OTTONE PVD - BRASS PVD - LAITON PVD			PV01	317,00
ORO - GOLD - OR 24 CARATS			AU00	541,00
ORO ROSA - ROSE GOLD- OR ROSE			AU02	379,00
ARGENTO - SILVER - ARGENT			AG00	481,00
BRONZO - BRONZE			BZ00	317,00
BRONZO SCURO - DARK BRONZE - BRONZE NOIR			BZ01	317,00



0/256

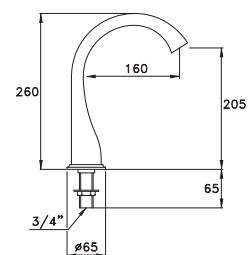
Bocca di erogazione

Bath spout

Bec haute à poser



	UN	09008	CR00	211,00
CROMO- CHROME				
NICHEL-NICKEL			NI00	281,00
NICHEL PVD- NICKEL PVD			PV02	338,00
NICHEL SPAZ - NICKEL MATTE - NICKEL MAT			NI01	294,00
OTTONE PVD - BRASS PVD - LAITON PVD			PV01	338,00
ORO - GOLD - OR 24 CARATS			AU00	718,00
ORO ROSA - ROSE GOLD- OR ROSE			AU02	566,00
ARGENTO - SILVER - ARGENT			AG00	684,00
BRONZO - BRONZE			BZ00	338,00
BRONZO SCURO - DARK BRONZE - BRONZE NOIR			BZ01	338,00



358

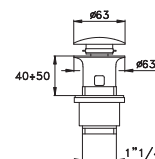
Scarico 1"1/4 per lavabo o bidet con apertura e chiusura del tappo a scatto con comando a pressione

Drain 1"1/4 for basin or bidet with spring-opening and closing with push control

Vidage pour lavabo ou bidet avec commande à pression, type "clac-clac"



	UN	09200	CR00	79,00
CROMO- CHROME				
NICHEL-NICKEL			NI00	110,00
NICHEL PVD- NICKEL PVD			PV02	134,00
NICHEL SPAZ - NICKEL MATTE - NICKEL MAT			NI01	116,00
OTTONE PVD - BRASS PVD - LAITON PVD			PV01	134,00
ORO - GOLD - OR 24 CARATS			AU00	277,00
ORO ROSA - ROSE GOLD- OR ROSE			AU02	194,00
ARGENTO - SILVER - ARGENT			AG00	249,00
BRONZO - BRONZE			BZ00	134,00
BRONZO SCURO -DARK BRONZE - BRONZE NOIR			BZ01	134,00



327S

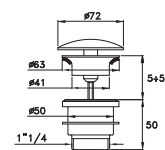
Piletta a griglia a scarico libero 1"1/4 per lavabo o bidet, con fissaggio a vite centrale e con coprigriglia

Free drain 1"1/4 for washbasin or bidet, central screw fastening

Vidage pour lavabo à écoulement libre avec porte clapet



	UN	09202	CR00	70,00
CROMO- CHROME				
NICHEL-NICKEL			NI00	85,00
NICHEL PVD- NICKEL PVD			PV02	101,00
NICHEL SPAZ - NICKEL MATTE - NICKEL MAT			NI01	90,00
OTTONE PVD - BRASS PVD - LAITON PVD			PV01	101,00
ORO - GOLD - OR 24 CARATS			AU00	179,00
ORO ROSA - ROSE GOLD- OR ROSE			AU02	126,00
ARGENTO - SILVER - ARGENT			AG00	155,00
BRONZO - BRONZE			BZ00	101,00
BRONZO SCURO -DARK BRONZE - BRONZE NOIR			BZ01	101,00



355DG

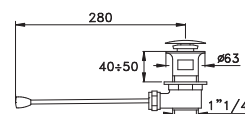
Scarico a salterello 1"1/4 girevole per lavabo e bidet, con comando a leva bassa orizzontale e tappo

Turning pop-up waste 1"1/4 for basin and bidet with low horizontal control lever

Vidage orientable 1" 1/4 pour lavabo ou bidet avec commande à levier et couvre clapet



	UN	09201	CR00	133,00
CROMO- CHROME				
NICHEL-NICKEL			NI00	179,00
NICHEL PVD- NICKEL PVD			PV02	225,00
NICHEL SPAZ - NICKEL MATTE - NICKEL MAT			NI01	188,00
OTTONE PVD - BRASS PVD - LAITON PVD			PV01	225,00
ORO - GOLD - OR 24 CARATS			AU00	472,00
ORO ROSA - ROSE GOLD- OR ROSE			AU02	331,00
ARGENTO - SILVER - ARGENT			AG00	411,00
BRONZO - BRONZE			BZ00	225,00
BRONZO SCURO -DARK BRONZE - BRONZE NOIR			BZ01	225,00



746

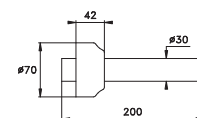
Tubo diretto di uscita da parete Ø 30 mm, completo di rosone

Straight pipe diameter 30 mm with rosette

Tube de chasse droit Ø 30 mm



	UN	09404	CR00	31,00
CROMO- CHROME				
NICHEL-NICKEL			NI00	40,00
NICHEL PVD- NICKEL PVD			PV02	55,00
NICHEL SPAZ - NICKEL MATTE - NICKEL MAT			NI01	42,00
OTTONE PVD - BRASS PVD - LAITON PVD			PV01	55,00
ORO - GOLD - OR 24 CARATS			AU00	274,00
ORO ROSA - ROSE GOLD- OR ROSE			AU02	192,00
ARGENTO - SILVER - ARGENT			AG00	249,00
BRONZO - BRONZE			BZ00	55,00
BRONZO SCURO -DARK BRONZE - BRONZE NOIR			BZ01	55,00



461T

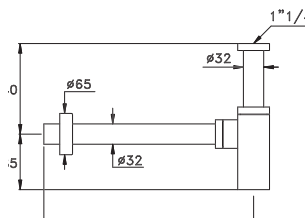
Sifone a "bottiglia"; profilo tondo

Round bottle trap

Siphon bouteille rond



	UN	09402	CR00	125,00
CROMO- CHROME				
NICHEL-NICKEL			NI00	167,00
NICHEL PVD- NICKEL PVD			PV02	200,00
NICHEL SPAZ - NICKEL MATTE - NICKEL MAT			NI01	174,00
OTTONE PVD - BRASS PVD - LAITON PVD			PV01	200,00
ORO - GOLD - OR 24 CARATS			AU00	425,00
ORO ROSA - ROSE GOLD- OR ROSE			AU02	335,00
ARGENTO - SILVER - ARGENT			AG00	405,00
BRONZO - BRONZE			BZ00	200,00
BRONZO SCURO -DARK BRONZE - BRONZE NOIR			BZ01	200,00



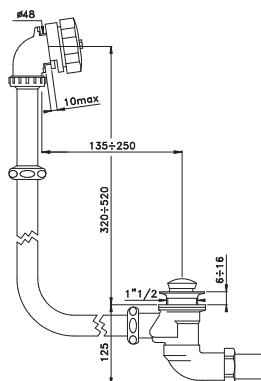
338

Colonna di scarico per vasca con comando a volantino, codolo di uscita in materiale plastico Ø 40 mm

Vertical bath-drain pipe, handwheel control, plastic outlet pipe diameter 40 mm

Vidage de baignoire sans siphon, avec coude de sortie plastique Ø 40 mm

CROMO- CHROME	UN 09203 CR00	287,00
NICHEL-NICKEL	NI00	364,00
NICHEL PVD- NICKEL PVD	PV02	424,00
NICHEL SPAZ - NICKEL MATTE - NICKEL MAT	NI01	383,00
OTTONE PVD - BRASS PVD - LAITON PVD	PV01	424,00
ORO - GOLD - OR 24 CARATS	AU00	772,00
ORO ROSA - ROSE GOLD- OR ROSE	AU02	541,00
ARGENTO - SILVER - ARGENT	AG00	680,00
BRONZO - BRONZE	BZ00	424,00
BRONZO SCURO -DARK BRONZE - BRONZE NOIR	BZ01	424,00



338AV

Come 338 ma interamente rifinita per installazione "a vista"

Same as 338 but finished for installation in sight

Idem 338, finition pour installation apparente

CROMO- CHROME	UN 09204 CR00	842,00
NICHEL-NICKEL	NI00	1164,00
NICHEL PVD- NICKEL PVD	PV02	1428,00
NICHEL SPAZ - NICKEL MATTE - NICKEL MAT	NI01	1223,00
OTTONE PVD - BRASS PVD - LAITON PVD	PV01	1428,00
ORO - GOLD - OR 24 CARATS	AU00	3462,00
ORO ROSA - ROSE GOLD- OR ROSE	AU02	2424,00
ARGENTO - SILVER - ARGENT	AG00	3070,00
BRONZO - BRONZE	BZ00	1428,00
BRONZO SCURO -DARK BRONZE - BRONZE NOIR	BZ01	1428,00

338S

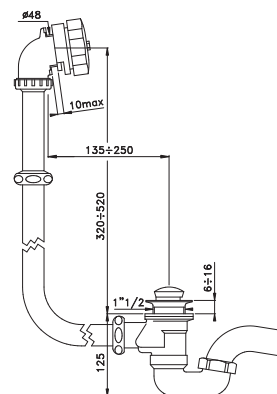
Colonna di scarico per vasca, con comando a volantino, completa di sifone, codolo di uscita in materiale plastico Ø 40 mm (chiusura idraulica 50 mm, secondo la Norma Europea)

Vertical bath-drain pipe, handwheel control, with trap, plastic outlet pipe diameter 40 mm (50 mm trap in conformity with European standards)

Vidage de baignoire avec siphon, coude de sortie plastique Ø 40 mm

Garde d'eau 50 mm, selon la Norme Européenn

CROMO- CHROME	UN 09205 CR00	364,00
NICHEL-NICKEL	NI00	440,00
NICHEL PVD- NICKEL PVD	PV02	502,00
NICHEL SPAZ - NICKEL MATTE - NICKEL MAT	NI01	462,00
OTTONE PVD - BRASS PVD - LAITON PVD	PV01	502,00
ORO - GOLD - OR 24 CARATS	AU00	857,00
ORO ROSA - ROSE GOLD- OR ROSE	AU02	600,00
ARGENTO - SILVER - ARGENT	AG00	757,00
BRONZO - BRONZE	BZ00	502,00
BRONZO SCURO -DARK BRONZE - BRONZE NOIR	BZ01	502,00



338SAV

Come 338S ma rifinita per installazione "a vista"

Same as 338S but finished for installation in sight

Idem 338S, finition pour installation apparente

CROMO- CHROME	UN 09206 CR00	942,00
NICHEL-NICKEL	NI00	1318,00
NICHEL PVD- NICKEL PVD	PV02	1613,00
NICHEL SPAZ - NICKEL MATTE - NICKEL MAT	NI01	1384,00
OTTONE PVD - BRASS PVD - LAITON PVD	PV01	1613,00
ORO - GOLD - OR 24 CARATS	AU00	3879,00
ORO ROSA - ROSE GOLD- OR ROSE	AU02	2716,00
ARGENTO - SILVER - ARGENT	AG00	3448,00
BRONZO - BRONZE	BZ00	1613,00
BRONZO SCURO -DARK BRONZE - BRONZE NOIR	BZ01	1613,00

Docce

Shower

Douches



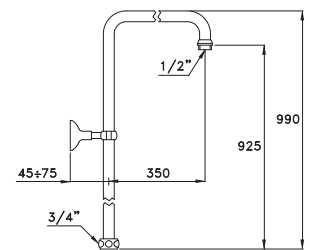
301

Tubo doccia rigido

Rigid shower pipe

Colonne de douche apparente

	UN	03200 CR00	219,00
CROMO- CHROME			
NICHEL-NICKEL	NI00		292,00
NICHEL PVD- NICKEL PVD	PV02		351,00
NICHEL SPAZ - NICKEL MATTE - NICKEL MAT	NI01		305,00
OTTONE PVD - BRASS PVD - LAITON PVD	PV01		351,00
ORO - GOLD - OR 24 CARATS	AU00		745,00
ORO ROSA - ROSE GOLD- OR ROSE	AU02		587,00
ARGENTO - SILVER - ARGENT	AG00		710,00
BRONZO - BRONZE	BZ00		351,00
BRONZO SCURO -DARK BRONZE - BRONZE NOIR	BZ01		351,00



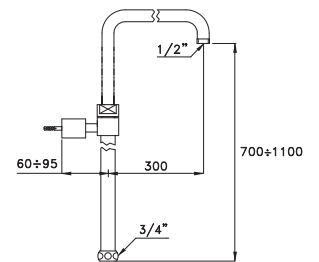
301TB

Tubo doccia Telescopico (altezza regolabile 70-110 cm)

Telescopic Shower pipe (adjustable height 70-110 cm)

Colonne réglable de douche apparent (70 à 110 cm)

	UN	03201 CR00	348,00
CROMO- CHROME			
NICHEL-NICKEL	NI00		463,00
NICHEL PVD- NICKEL PVD	PV02		557,00
NICHEL SPAZ - NICKEL MATTE - NICKEL MAT	NI01		484,00
OTTONE PVD - BRASS PVD - LAITON PVD	PV01		557,00
ORO - GOLD - OR 24 CARATS	AU00		1184,00
ORO ROSA - ROSE GOLD- OR ROSE	AU02		933,00
ARGENTO - SILVER - ARGENT	AG00		1128,00
BRONZO - BRONZE	BZ00		557,00
BRONZO SCURO -DARK BRONZE - BRONZE NOIR	BZ01		557,00



C301

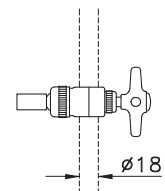
Supporto scorrevole per doccetta per tubo doccia rigido mod 301

Hand shower sliding support for rigid shower pipe 301

Support pour douchette pour colonne model 301



	IT	09150 CR00	136,00
CROMO- CHROME			
NICHEL-NICKEL	NI00		181,00
NICHEL PVD- NICKEL PVD	PV02		218,00
NICHEL SPAZ - NICKEL MATTE - NICKEL MAT	NI01		190,00
OTTONE PVD - BRASS PVD - LAITON PVD	PV01		218,00
ORO - GOLD - OR 24 CARATS	AU00		463,00
ORO ROSA - ROSE GOLD- OR ROSE	AU02		365,00
ARGENTO - SILVER - ARGENT	AG00		441,00
BRONZO - BRONZE	BZ00		218,00
BRONZO SCURO -DARK BRONZE - BRONZE NOIR	BZ01		218,00



303

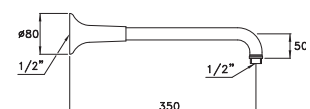
Braccio doccia

Shower arm

Bras de douche



	UN	03203 CR00	121,00
CROMO- CHROME			
NICHEL-NICKEL	NI00		161,00
NICHEL PVD- NICKEL PVD	PV02		194,00
NICHEL SPAZ - NICKEL MATTE - NICKEL MAT	NI01		169,00
OTTONE PVD - BRASS PVD - LAITON PVD	PV01		194,00
ORO - GOLD - OR 24 CARATS	AU00		412,00
ORO ROSA - ROSE GOLD- OR ROSE	AU02		325,00
ARGENTO - SILVER - ARGENT	AG00		393,00
BRONZO - BRONZE	BZ00		194,00
BRONZO SCURO -DARK BRONZE - BRONZE NOIR	BZ01		194,00



303BIS

Braccio doccia

Shower arm

Bras de douche



	UN 03204 CR00	114,00
CROMO- CHROME	UN 03204 CR00	114,00
NICHEL-NICKEL	NI00	152,00
NICHEL PVD- NICKEL PVD	PV02	183,00
NICHEL SPAZ - NICKEL MATTE - NICKEL MAT	NI01	159,00
OTTONE PVD - BRASS PVD - LAITON PVD	PV01	183,00
ORO - GOLD - OR 24 CARATS	AU00	388,00
ORO ROSA - ROSE GOLD- OR ROSE	AU02	306,00
ARGENTO - SILVER - ARGENT	AG00	370,00
BRONZO - BRONZE	BZ00	183,00
BRONZO SCURO -DARK BRONZE - BRONZE NOIR	BZ01	183,00



303L

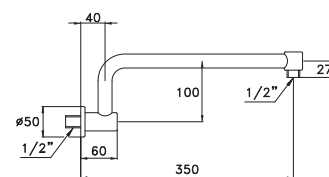
Braccio doccia

Shower arm

Bras de douche



	UN 03205 CR00	147,00
CROMO- CHROME	UN 03205 CR00	147,00
NICHEL-NICKEL	NI00	196,00
NICHEL PVD- NICKEL PVD	PV02	236,00
NICHEL SPAZ - NICKEL MATTE - NICKEL MAT	NI01	205,00
OTTONE PVD - BRASS PVD - LAITON PVD	PV01	236,00
ORO - GOLD - OR 24 CARATS	AU00	500,00
ORO ROSA - ROSE GOLD- OR ROSE	AU02	394,00
ARGENTO - SILVER - ARGENT	AG00	477,00
BRONZO - BRONZE	BZ00	236,00
BRONZO SCURO -DARK BRONZE - BRONZE NOIR	BZ01	236,00



311

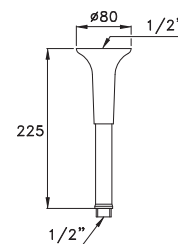
Braccio doccia da soffitto

Ceiling mounted shower arm

Bras de douche de plafond



	UN 03206 CR00	121,00
CROMO- CHROME	UN 03206 CR00	121,00
NICHEL-NICKEL	NI00	161,00
NICHEL PVD- NICKEL PVD	PV02	194,00
NICHEL SPAZ - NICKEL MATTE - NICKEL MAT	NI01	169,00
OTTONE PVD - BRASS PVD - LAITON PVD	PV01	194,00
ORO - GOLD - OR 24 CARATS	AU00	412,00
ORO ROSA - ROSE GOLD- OR ROSE	AU02	325,00
ARGENTO - SILVER - ARGENT	AG00	393,00
BRONZO - BRONZE	BZ00	194,00
BRONZO SCURO -DARK BRONZE - BRONZE NOIR	BZ01	194,00



311AR

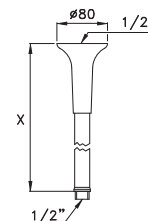
Braccio doccia da soffitto, lunghezza a richiesta

Ceiling mounted shower arm, lenght on request

Bras de douche de plafond, longueur sur demande



	UN 03207 CR00	151,00
CROMO- CHROME	UN 03207 CR00	151,00
NICHEL-NICKEL	NI00	201,00
NICHEL PVD- NICKEL PVD	PV02	242,00
NICHEL SPAZ - NICKEL MATTE - NICKEL MAT	NI01	210,00
OTTONE PVD - BRASS PVD - LAITON PVD	PV01	242,00
ORO - GOLD - OR 24 CARATS	AU00	514,00
ORO ROSA - ROSE GOLD- OR ROSE	AU02	405,00
ARGENTO - SILVER - ARGENT	AG00	490,00
BRONZO - BRONZE	BZ00	242,00
BRONZO SCURO -DARK BRONZE - BRONZE NOIR	BZ01	242,00



303TER313A

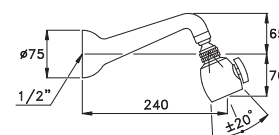
Braccio doccia modello pesante, completo di soffione a due getti art. 313A, orientabile con raccordo a snodo sferico

Shower arm, heavy duty, 2-stream shower head ref. 313A, directional with ball joint union

Bras et pomme de douche à rotule à 2 jets réf. 313A



	UN 03308 CR00	216,00
CROMO- CHROME	UN 03308 CR00	216,00
NICHEL-NICKEL	NI00	288,00
NICHEL PVD- NICKEL PVD	PV02	346,00
NICHEL SPAZ - NICKEL MATTE - NICKEL MAT	NI01	301,00
OTTONE PVD - BRASS PVD - LAITON PVD	PV01	346,00
ORO - GOLD - OR 24 CARATS	AU00	735,00
ORO ROSA - ROSE GOLD- OR ROSE	AU02	579,00
ARGENTO - SILVER - ARGENT	AG00	700,00
BRONZO - BRONZE	BZ00	346,00
BRONZO SCURO -DARK BRONZE - BRONZE NOIR	BZ01	346,00



313A

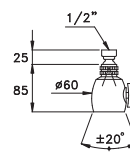
Soffione a due getti orientabile con raccordo a snodo sferico

2-stream directional shower head with ball-joint union

Pomme de douche à rotule, à 2 jets



	UN	O3004	CR00	146,00
CROMO- CHROME				
NICHEL-NICKEL			NI00	195,00
NICHEL PVD- NICKEL PVD			PV02	234,00
NICHEL SPAZ - NICKEL MATTE - NICKEL MAT			NI01	203,00
OTTONE PVD - BRASS PVD - LAITON PVD			PV01	234,00
ORO - GOLD - OR 24 CARATS			AU00	497,00
ORO ROSA - ROSE GOLD- OR ROSE			AU02	392,00
ARGENTO - SILVER - ARGENT			AG00	474,00
BRONZO - BRONZE			BZ00	234,00
BRONZO SCURO -DARK BRONZE - BRONZE NOIR			BZ01	234,00



314A-90

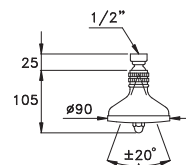
Soffione a pioggia orientabile art. 314A - Ø 90 mm, sistema anticalcare

Shower head ref.314A diameter 90 mm, anti-limescale system

Pomme à rotule orientable ref.314A Ø 90 mm avec picots et système anticalcaire



	UN	O3000	CR00	171,00
CROMO- CHROME				
NICHEL-NICKEL			NI00	233,00
NICHEL PVD- NICKEL PVD			PV02	278,00
NICHEL SPAZ - NICKEL MATTE - NICKEL MAT			NI01	245,00
OTTONE PVD - BRASS PVD - LAITON PVD			PV01	278,00
ORO - GOLD - OR 24 CARATS			AU00	750,00
ORO ROSA - ROSE GOLD- OR ROSE			AU02	525,00
ARGENTO - SILVER - ARGENT			AG00	657,00
BRONZO - BRONZE			BZ00	278,00
BRONZO SCURO -DARK BRONZE - BRONZE NOIR			BZ01	278,00



314A-140

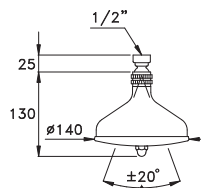
Soffione a pioggia orientabile art. 314A - Ø 140 mm, sistema anticalcare

Shower head ref.314A diameter 140 mm, anti-limescale system

Pomme à rotule orientable ref.314A Ø 140 mm avec picots et système anticalcaire



	UN	O3001	CR00	332,00
CROMO- CHROME				
NICHEL-NICKEL			NI00	472,00
NICHEL PVD- NICKEL PVD			PV02	572,00
NICHEL SPAZ - NICKEL MATTE - NICKEL MAT			NI01	496,00
OTTONE PVD - BRASS PVD - LAITON PVD			PV01	572,00
ORO - GOLD - OR 24 CARATS			AU00	1274,00
ORO ROSA - ROSE GOLD- OR ROSE			AU02	892,00
ARGENTO - SILVER - ARGENT			AG00	1123,00
BRONZO - BRONZE			BZ00	572,00
BRONZO SCURO -DARK BRONZE - BRONZE NOIR			BZ01	572,00



314A-220

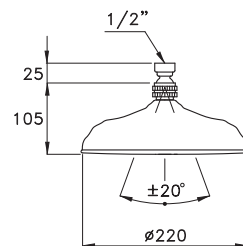
Soffione a pioggia orientabile art. 314A - Ø 220 mm, sistema anticalcare con pressione acqua

Shower head ref.314A diameter 220 mm with anti-limescale system and distribution cartidge

Pomme à rotule orientable ref.314A Ø 220 mm avec picots et système anticalcaire et cartouche de distribution



	UN	O3002	CR00	383,00
CROMO- CHROME				
NICHEL-NICKEL			NI00	532,00
NICHEL PVD- NICKEL PVD			PV02	651,00
NICHEL SPAZ - NICKEL MATTE - NICKEL MAT			NI01	559,00
OTTONE PVD - BRASS PVD - LAITON PVD			PV01	651,00
ORO - GOLD - OR 24 CARATS			AU00	1504,00
ORO ROSA - ROSE GOLD- OR ROSE			AU02	1053,00
ARGENTO - SILVER - ARGENT			AG00	1327,00
BRONZO - BRONZE			BZ00	651,00
BRONZO SCURO -DARK BRONZE - BRONZE NOIR			BZ01	651,00



314A-300

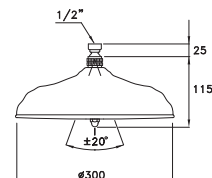
Soffione a pioggia orientabile art. 314A - Ø 300 mm, sistema anticalcare con pressione acqua

Shower head ref.314A diameter 300 mm with anti-limescale system and distribution cartidge

Pomme à rotule orientable ref.314A Ø 300 mm avec picots et système anticalcaire et cartouche de distribution



	UN	O3003	CR00	726,00
CROMO- CHROME				
NICHEL-NICKEL			NI00	1009,00
NICHEL PVD- NICKEL PVD			PV02	1232,00
NICHEL SPAZ - NICKEL MATTE - NICKEL MAT			NI01	1059,00
OTTONE PVD - BRASS PVD - LAITON PVD			PV01	1232,00
ORO - GOLD - OR 24 CARATS			AU00	2463,00
ORO ROSA - ROSE GOLD- OR ROSE			AU02	1725,00
ARGENTO - SILVER - ARGENT			AG00	2216,00
BRONZO - BRONZE			BZ00	1232,00
BRONZO SCURO -DARK BRONZE - BRONZE NOIR			BZ01	1232,00



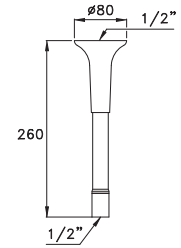
399

Braccio doccia da soffitto per 299 e 299bis

Ceiling mounted shower arm 299 and 299bis

Bras de douche de plafond pour 299 et 299bis

	UN	03220	CR00	121,00
CROMO- CHROME				
NICHEL-NICKEL			NI00	161,00
NICHEL PVD- NICKEL PVD			PV02	194,00
NICHEL SPAZ - NICKEL MATTE - NICKEL MAT			NI01	169,00
OTTONE PVD - BRASS PVD - LAITON PVD			PV01	194,00
ORO - GOLD - OR 24 CARATS			AU00	412,00
ORO ROSA - ROSE GOLD- OR ROSE			AU02	325,00
ARGENTO - SILVER - ARGENT			AG00	393,00
BRONZO - BRONZE			BZ00	194,00
BRONZO SCURO -DARK BRONZE - BRONZE NOIR			BZ01	194,00



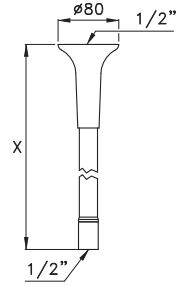
399AR

Braccio doccia da soffitto per 299 e 299bis, lunghezza a richiesta

Ceiling mounted shower arm 299 and 299bis, length on request

Bras de douche de plafond pour 299 et 299bis, longueur sur demande

	UN	03221	CR00	151,00
CROMO- CHROME				
NICHEL-NICKEL			NI00	201,00
NICHEL PVD- NICKEL PVD			PV02	242,00
NICHEL SPAZ - NICKEL MATTE - NICKEL MAT			NI01	210,00
OTTONE PVD - BRASS PVD - LAITON PVD			PV01	242,00
ORO - GOLD - OR 24 CARATS			AU00	514,00
ORO ROSA - ROSE GOLD- OR ROSE			AU02	405,00
ARGENTO - SILVER - ARGENT			AG00	490,00
BRONZO - BRONZE			BZ00	242,00
BRONZO SCURO -DARK BRONZE - BRONZE NOIR			BZ01	242,00



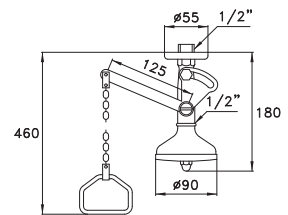
299-Ø 90

Rubinetto per doccia a chiusura automatica a molla non ritardata con soffione a pioggia art. 314 Ø 90mm

Shower tap, automatic non-delayed spring closing, with shower head ref. 314A Ø 90

Pomme de douche commandé par chaîne, à fermeture automatique non temporisée, avec pomme de douche fixe Ø 90mm

	UN	03010	CR00	1388,00
CROMO- CHROME				
NICHEL-NICKEL			NI00	1615,00
NICHEL PVD- NICKEL PVD			PV02	1831,00
NICHEL SPAZ - NICKEL MATTE - NICKEL MAT			NI01	1638,00
OTTONE PVD - BRASS PVD - LAITON PVD			PV01	1831,00
ORO - GOLD - OR 24 CARATS			AU00	2584,00
ORO ROSA - ROSE GOLD- OR ROSE			AU02	1809,00
ARGENTO - SILVER - ARGENT			AG00	2413,00
BRONZO - BRONZE			BZ00	1831,00
BRONZO SCURO -DARK BRONZE - BRONZE NOIR			BZ01	1831,00



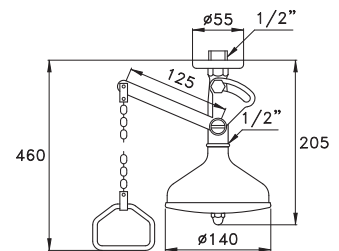
299-Ø 140

Rubinetto per doccia a chiusura automatica a molla non ritardata con soffione a pioggia art. 314 Ø 140mm

Shower tap, automatic non-delayed spring closing, with shower head ref. 314A Ø 140

Pomme de douche commandé par chaîne, à fermeture automatique non temporisée, avec pomme de douche fixe Ø140 mm

	UN	03011	CR00	1530,00
CROMO- CHROME				
NICHEL-NICKEL			NI00	1825,00
NICHEL PVD- NICKEL PVD			PV02	1976,00
NICHEL SPAZ - NICKEL MATTE - NICKEL MAT			NI01	1858,00
OTTONE PVD - BRASS PVD - LAITON PVD			PV01	1976,00
ORO - GOLD - OR 24 CARATS			AU00	2945,00
ORO ROSA - ROSE GOLD- OR ROSE			AU02	2262,00
ARGENTO - SILVER - ARGENT			AG00	2832,00
BRONZO - BRONZE			BZ00	1976,00
BRONZO SCURO -DARK BRONZE - BRONZE NOIR			BZ01	1976,00



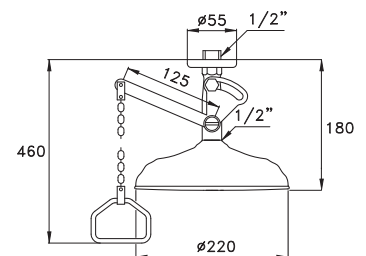
299-Ø 220

Rubinetto per doccia a chiusura automatica a molla non ritardata con soffione a pioggia art. 314 Ø 220mm

Shower tap, automatic non-delayed spring closing, with shower head ref. 314A Ø 220

Pomme de douche commandé par chaîne, à fermeture automatique non temporisée, avec pomme de douche fixe Ø 220

	UN	03012	CR00	1624,00
CROMO- CHROME				
NICHEL-NICKEL			NI00	1947,00
NICHEL PVD- NICKEL PVD			PV02	2222,00
NICHEL SPAZ - NICKEL MATTE - NICKEL MAT			NI01	1989,00
OTTONE PVD - BRASS PVD - LAITON PVD			PV01	2222,00
ORO - GOLD - OR 24 CARATS			AU00	3325,00
ORO ROSA - ROSE GOLD- OR ROSE			AU02	2328,00
ARGENTO - SILVER - ARGENT			AG00	3168,00
BRONZO - BRONZE			BZ00	2222,00
BRONZO SCURO -DARK BRONZE - BRONZE NOIR			BZ01	2222,00



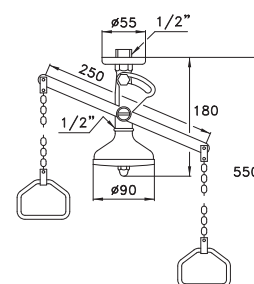
299BIS-Ø 90

Rubinetto per doccia a chiusura comandata con soffione a pioggia art. 314 Ø 314A-90

Shower tap, controlled shut off, with shower head ref. 314A Ø 90

Pomme de douche Ø 90mm commandé par chaîne, à fermeture manuelle non automatique non temporise.

	UN 03013	CR00	1590,00
CROMO- CHROME			
NICHEL-NICKEL	NI00		1893,00
NICHEL PVD- NICKEL PVD	PV02		2328,00
NICHEL SPAZ - NICKEL MATTE - NICKEL MAT	NI01		1946,00
OTTONE PVD - BRASS PVD - LAITON PVD	PV01		2328,00
ORO - GOLD - OR 24 CARATS	AU00		3384,00
ORO ROSA - ROSE GOLD- OR ROSE	AU02		2369,00
ARGENTO - SILVER - ARGENT	AG00		3143,00
BRONZO - BRONZE	BZ00		2328,00
BRONZO SCURO -DARK BRONZE - BRONZE NOIR	BZ01		2328,00



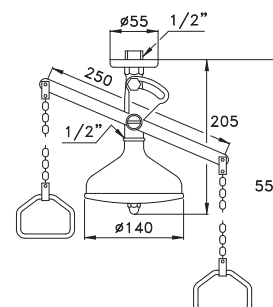
299BIS-Ø 140

Rubinetto per doccia a chiusura comandata con soffione a pioggia art. 314 Ø 314A 140mm

Shower tap, controlled shut off, with shower head ref. 314A Ø 140mm

Pomme de douche Ø 140mm commandé par chaîne, à fermeture manuelle non automatique non temporise.

	UN 03014	CR00	1731,00
CROMO- CHROME			
NICHEL-NICKEL	NI00		2135,00
NICHEL PVD- NICKEL PVD	PV02		2505,00
NICHEL SPAZ - NICKEL MATTE - NICKEL MAT	NI01		2200,00
OTTONE PVD - BRASS PVD - LAITON PVD	PV01		2505,00
ORO - GOLD - OR 24 CARATS	AU00		3803,00
ORO ROSA - ROSE GOLD- OR ROSE	AU02		2662,00
ARGENTO - SILVER - ARGENT	AG00		3621,00
BRONZO - BRONZE	BZ00		2505,00
BRONZO SCURO -DARK BRONZE - BRONZE NOIR	BZ01		2505,00



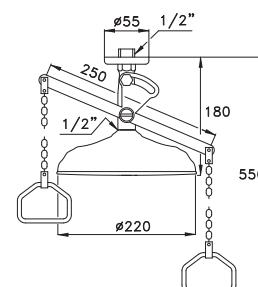
299BIS-Ø 220

Rubinetto per doccia a chiusura comandata con soffione a pioggia art. 314A Ø 220mm

Shower tap, controlled shut off, with shower head ref. 314A Ø 220

Pomme de douche Ø 220 mm commandé par chaîne, à fermeture manuelle non automatique non temporise.

	UN 03015	CR00	1825,00
CROMO- CHROME			
NICHEL-NICKEL	NI00		2245,00
NICHEL PVD- NICKEL PVD	PV02		2742,00
NICHEL SPAZ - NICKEL MATTE - NICKEL MAT	NI01		2318,00
OTTONE PVD - BRASS PVD - LAITON PVD	PV01		2742,00
ORO - GOLD - OR 24 CARATS	AU00		4170,00
ORO ROSA - ROSE GOLD- OR ROSE	AU02		2919,00
ARGENTO - SILVER - ARGENT	AG00		3943,00
BRONZO - BRONZE	BZ00		2742,00
BRONZO SCURO -DARK BRONZE - BRONZE NOIR	BZ01		2742,00





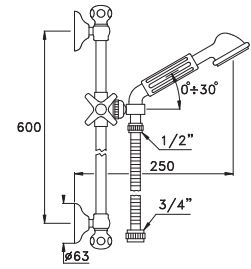
ITALICA 302

Doccia a mano con asta a parete

Shower hand-held, dual use, wall mounted slider bar, sliding jointed support

Ensemble de douche sur barre

	IT	03100	CR00	348,00
CROMO-CHROME				
NICHEL-NICKEL			NI00	534,00
NICHEL PVD- NICKEL PVD			PV02	588,00
NICHEL SPAZ - NICKEL MATTE - NICKEL MAT			NI01	561,00
OTTONE PVD - BRASS PVD - LAITON PVD			PV01	588,00
ORO - GOLD - OR 24 CARATS			AU00	1297,00
ORO ROSA - ROSE GOLD- OR ROSE			AU02	908,00
ARGENTO - SILVER - ARGENT			AG00	1135,00
BRONZO - BRONZE			BZ00	588,00
BRONZO SCURO -DARK BRONZE - BRONZE NOIR			BZ01	588,00



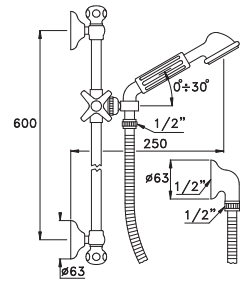
ITALICA 302A

Doccia a mano con asta a parete e presa alimentazione

Shower hand, dual use, wall mounted slider bar and wall mounted intake, sliding jointed support

Ensemble de douche sur barre avec douchette et barre avec coude d'alimentation

	IT	03103	CR00	370,00
CROMO-CHROME				
NICHEL-NICKEL			NI00	579,00
NICHEL PVD- NICKEL PVD			PV02	634,00
NICHEL SPAZ - NICKEL MATTE - NICKEL MAT			NI01	608,00
OTTONE PVD - BRASS PVD - LAITON PVD			PV01	634,00
ORO - GOLD - OR 24 CARATS			AU00	1510,00
ORO ROSA - ROSE GOLD- OR ROSE			AU02	1057,00
ARGENTO - SILVER - ARGENT			AG00	1234,00
BRONZO - BRONZE			BZ00	634,00
BRONZO SCURO -DARK BRONZE - BRONZE NOIR			BZ01	634,00



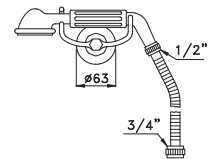
ITALICA 304

Doccia a mano con supporto fisso a parete

Hand spray head with wall bracket

Ensemble de douche avec crochet mural fixe avec douchette

	IT	03106	CR00	203,00
CROMO-CHROME				
NICHEL-NICKEL			NI00	310,00
NICHEL PVD- NICKEL PVD			PV02	357,00
NICHEL SPAZ - NICKEL MATTE - NICKEL MAT			NI01	326,00
OTTONE PVD - BRASS PVD - LAITON PVD			PV01	357,00
ORO - GOLD - OR 24 CARATS			AU00	780,00
ORO ROSA - ROSE GOLD- OR ROSE			AU02	546,00
ARGENTO - SILVER - ARGENT			AG00	687,00
BRONZO - BRONZE			BZ00	357,00
BRONZO SCURO -DARK BRONZE - BRONZE NOIR			BZ01	357,00



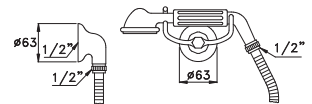
ITALICA 304A

Doccia a mano con supporto fisso a parete e presa alimentazione

Hand spray head with wall mounted support and intake

Ensemble de douche avec coude d'alimentation

	IT	03109	CR00	233,00
CROMO-CHROME				
NICHEL-NICKEL			NI00	348,00
NICHEL PVD- NICKEL PVD			PV02	402,00
NICHEL SPAZ - NICKEL MATTE - NICKEL MAT			NI01	365,00
OTTONE PVD - BRASS PVD - LAITON PVD			PV01	402,00
ORO - GOLD - OR 24 CARATS			AU00	880,00
ORO ROSA - ROSE GOLD- OR ROSE			AU02	616,00
ARGENTO - SILVER - ARGENT			AG00	772,00
BRONZO - BRONZE			BZ00	402,00
BRONZO SCURO -DARK BRONZE - BRONZE NOIR			BZ01	402,00



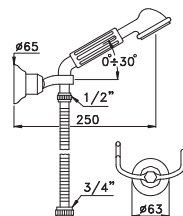
ITALICA 305

Doccia a mano doppio uso completa di aggancio fisso e supporto alto orientabile a parete

Hand spray head, dual use, fixed bracket and upper directional wall-bracket

Ensemble de douche avec crochet fixe et crochet à rotule

	IT	03112	CR00	256,00
CROMO-CHROME				
NICHEL-NICKEL			NI00	387,00
NICHEL PVD- NICKEL PVD			PV02	449,00
NICHEL SPAZ - NICKEL MATTE - NICKEL MAT			NI01	406,00
OTTONE PVD - BRASS PVD - LAITON PVD			PV01	449,00
ORO - GOLD - OR 24 CARATS			AU00	974,00
ORO ROSA - ROSE GOLD- OR ROSE			AU02	682,00
ARGENTO - SILVER - ARGENT			AG00	865,00
BRONZO - BRONZE			BZ00	449,00
BRONZO SCURO -DARK BRONZE - BRONZE NOIR			BZ01	449,00



ITALICA 305A

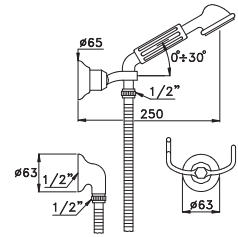
Doccia a mano doppio uso, presa alimentazione a parete.

Hand spray head, dual use and wall mounted intake, fixed bracket and upper directional wall-bracket.

Ensemble de douche avec coude d'alimentation, crochet fixe et crochet à rotule



	IT 03115	CR00	287,00
CROMO- CHROME			
NICHEL-NICKEL	NI00		424,00
NICHEL PVD- NICKEL PVD	PV02		486,00
NICHEL SPAZ- NICKEL MATTE- NICKEL MAT	NI01		445,00
OTTONE PVD- BRASS PVD- LAITON PVD	PV01		486,00
ORO - GOLD - OR 24 CARATS	AU00		1072,00
ORO ROSA - ROSE GOLD- OR ROSE	AU02		751,00
ARGENTO - SILVER - ARGENT	AG00		949,00
BRONZO - BRONZE	BZ00		486,00
BRONZO SCURO -DARK BRONZE - BRONZE NOIR	BZ01		486,00



308

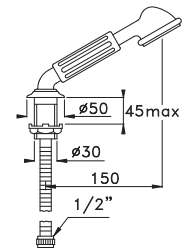
Doccia a mano per installazione bordo vasca.

Hand spray head for bath deck mounting.

Ensemble de douche avec coulisseau



	RM 03119	CR00	225,00
CROMO- CHROME			
NICHEL-NICKEL	NI00		325,00
NICHEL PVD- NICKEL PVD	PV02		370,00
NICHEL SPAZ- NICKEL MATTE- NICKEL MAT	NI01		341,00
OTTONE PVD- BRASS PVD- LAITON PVD	PV01		370,00
ORO - GOLD - OR 24 CARATS	AU00		795,00
ORO ROSA - ROSE GOLD- OR ROSE	AU02		557,00
ARGENTO - SILVER - ARGENT	AG00		702,00
BRONZO - BRONZE	BZ00		370,00
BRONZO SCURO -DARK BRONZE - BRONZE NOIR	BZ01		370,00



ITALICA 309AT

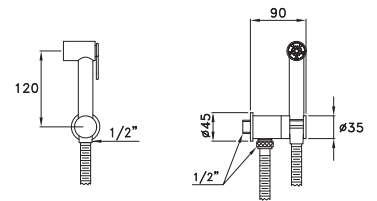
Doccia a mano modello Shut-Off in ottone, leva con ritorno automatico e supporto con presa acqua integrata e valvola sicurezza

Hand shower shut-off, lever with automatic return, support and water inlet

Douchette en laiton Shut-Off avec manette de retour automatique, support avec coude d'alimentation, dispositif de sécurité et flexible



	IT 03124	CR00	299,00
CROMO- CHROME			
NICHEL-NICKEL	NI00		407,00
NICHEL PVD- NICKEL PVD	PV02		494,00
NICHEL SPAZ- NICKEL MATTE- NICKEL MAT	NI01		427,00
OTTONE PVD- BRASS PVD- LAITON PVD	PV01		494,00
ORO - GOLD - OR 24 CARATS	AU00		1016,00
ORO ROSA - ROSE GOLD- OR ROSE	AU02		712,00
ARGENTO - SILVER - ARGENT	AG00		905,00
BRONZO - BRONZE	BZ00		494,00
BRONZO SCURO -DARK BRONZE - BRONZE NOIR	BZ01		494,00



ITALICA 309T

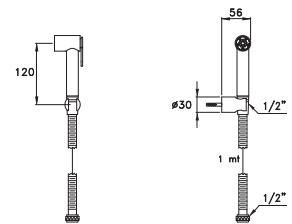
Doccia a mano modello Shut-Off in ottone, leva con ritorno automatico, supporto fisso e flessibile

Hand shower shut-off, lever with automatic return and support with integrated water inlet

Douchette en laiton Shut-Off avec manette de retour automatique, support fixe et flexible



	UN 03125	CR00	195,00
CROMO- CHROME			
NICHEL-NICKEL	NI00		260,00
NICHEL PVD- NICKEL PVD	PV02		312,00
NICHEL SPAZ- NICKEL MATTE- NICKEL MAT	NI01		272,00
OTTONE PVD- BRASS PVD- LAITON PVD	PV01		312,00
ORO - GOLD - OR 24 CARATS	AU00		663,00
ORO ROSA - ROSE GOLD- OR ROSE	AU02		523,00
ARGENTO - SILVER - ARGENT	AG00		632,00
BRONZO - BRONZE	BZ00		312,00
BRONZO SCURO -DARK BRONZE - BRONZE NOIR	BZ01		312,00



ITALICA 3194

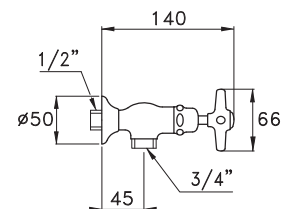
Rubinetti di erogazione a parete

Wall mounted mixer

Robinet simple mural



	IT 04003	CR00	99,00
CROMO- CHROME			
NICHEL-NICKEL	NI00		132,00
NICHEL PVD- NICKEL PVD	PV02		159,00
NICHEL SPAZ- NICKEL MATTE- NICKEL MAT	NI01		138,00
OTTONE PVD- BRASS PVD- LAITON PVD	PV01		159,00
ORO - GOLD - OR 24 CARATS	AU00		337,00
ORO ROSA - ROSE GOLD- OR ROSE	AU02		266,00
ARGENTO - SILVER - ARGENT	AG00		321,00
BRONZO - BRONZE	BZ00		159,00
BRONZO SCURO -DARK BRONZE - BRONZE NOIR	BZ01		159,00



Per richiedere l'impugnatura della doccetta in ceramica bianca far seguire le lettere CB al codice con sovrapprezzo di euro 94,00 | To order the shower handset in white ceramic, add letter CB to end of code no. with a surcharge of 94 euro with respect to the price indicated | Pour les manches de douchettes, faire suivre le code usine de la lettre CB (céramique blanche) Pour la poignée en céramique, il faut appliquer un supplément de 94 euros.

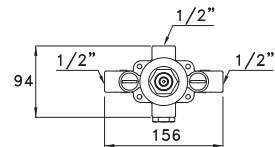
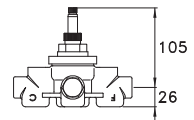
Isomix



IS3293

Parti incasso per figure is3293
 Concealed body for IS3293 thermostatic mixer
 Partie encastrée pour les mitigeurs IS3293

BRONZO - BRONZE **UN 06000 0000 362,00**



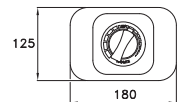
IS3293 P.V.

Parti in vista per miscelatore termostatico modello monoblocco IS3293
 Da installare su parte incasso codice UN 06000 0000
 Visible parts for thermostatic mixer IS 3293 one-piece model
 To be installed on built-in part code UN 06000 0000

Façade pour mitigeur thermostatique.
 A installer sur la partie encastrée UN 06000 0000



	UN 06010 CR00	257,00
CROMO- CHROME		
NICHEL-NICKEL	NI00	403,00
NICHEL PVD- NICKEL PVD	PV02	432,00
NICHEL SPAZ - NICKEL MATTE - NICKEL MAT	NI01	423,00
OTTONE PVD - BRASS PVD - LAITON PVD	PV01	432,00
ORO - GOLD - OR 24 CARATS	AU00	1225,00
ORO ROSA - ROSE GOLD- OR ROSE	AU02	858,00
ARGENTO - SILVER - ARGENT	AG00	1038,00
BRONZO - BRONZE	BZ00	432,00
BRONZO SCURO -DARK BRONZE - BRONZE NOIR	BZ01	432,00



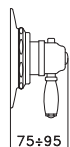
IS3293 P.V. ITALICA

Parti in vista per miscelatore termostatico modello monoblocco IS3293
 Da installare su parte incasso codice UN 06000 0000
 Visible parts for thermostatic mixer IS 3293 one-piece model
 To be installed on built-in part code UN 06000 0000

Façade pour mitigeur thermostatique.
 A installer sur la partie encastrée UN 06000 0000



	IT 06010 CR00	298,00
CROMO- CHROME		
NICHEL-NICKEL	NI00	479,00
NICHEL PVD- NICKEL PVD	PV02	532,00
NICHEL SPAZ - NICKEL MATTE - NICKEL MAT	NI01	458,00
OTTONE PVD - BRASS PVD - LAITON PVD	PV01	532,00
ORO - GOLD - OR 24 CARATS	AU00	1103,00
ORO ROSA - ROSE GOLD- OR ROSE	AU02	773,00
ARGENTO - SILVER - ARGENT	AG00	933,00
BRONZO - BRONZE	BZ00	532,00
BRONZO SCURO -DARK BRONZE - BRONZE NOIR	BZ01	532,00

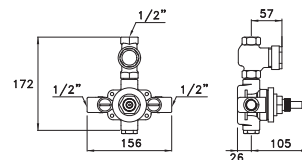




IS3292

Parti incasso per figure is3292
 Concealed body for IS3292 thermostatic mixer
 Partie encastrée pour les mitigeurs IS3292

BRONZO - BRONZE **UN 06001 0000** **432,00**



IS3292 P.V. ITALICA

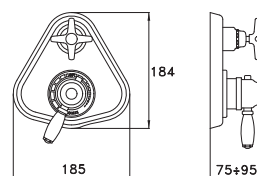
Parti in vista per miscelatore termostatico modello monoblocco IS3292 con rubinetto
 Da installare su parte incasso codice UN 06001 0000

Visible parts for thermostatic mixer IS 3292 one-piece model with tap
 To be installed on built-in part code UN 06001 0000

Façade pour mitigeur thermostatique IS3292 avec robinet de sortie
 A installer sur la partie encastrée UN 06001 0000



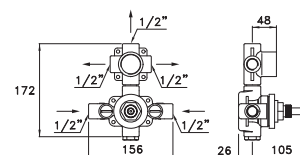
	IT 06011 CR00	339,00
CROMO- CHROME	NI00	549,00
NICHEL-NICKEL	PV02	613,00
NICHEL PVD- NICKEL PVD	NI01	576,00
NICHEL SPAZ - NICKEL MATTE - NICKEL MAT	PV01	613,00
OTTONE PVD - BRASS PVD - LAITON PVD	AU00	1575,00
ORO - GOLD - OR 24 CARATS	AU02	1103,00
ORO ROSA - ROSE GOLD- OR ROSE	AG00	1341,00
ARGENTO - SILVER - ARGENT	BZ00	613,00
BRONZO - BRONZE	BZ01	613,00
BRONZO SCURO - DARK BRONZE - BRONZE NOIR		



IS3294

Parti incasso per figure is3294
 Concealed body for IS3294 thermostatic mixer
 Partie encastrée pour les mitigeurs IS3294

BRONZO - BRONZE **UN 06002 0000** **549,00**



IS3294 P.V. ITALICA

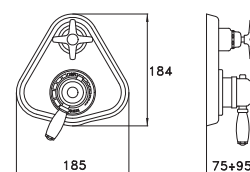
Parti in vista per miscelatore termostatico modello monoblocco IS3294 con rubinetto/deviatore due vie. Da installare su parte incasso codice UN 06002 0000

Visible parts for thermostatic mixer IS 3294 Italica one-piece model, two way diverter/shower tap.
 To be installed on built-in part code UN 06002 0000

Façade Italica pour mitigeur thermostatique IS3294 avec robinet/inverseur encastré à 2 sorties pour douche. A installer sur la partie encastrée UN 06002 0000



	IT 06012 CR00	339,00
CROMO- CHROME	NI00	549,00
NICHEL-NICKEL	PV02	613,00
NICHEL PVD- NICKEL PVD	NI01	577,00
NICHEL SPAZ - NICKEL MATTE - NICKEL MAT	PV01	613,00
OTTONE PVD - BRASS PVD - LAITON PVD	AU00	1575,00
ORO - GOLD - OR 24 CARATS	AU02	1103,00
ORO ROSA - ROSE GOLD- OR ROSE	AG00	1341,00
ARGENTO - SILVER - ARGENT	BZ00	613,00
BRONZO - BRONZE	BZ01	613,00
BRONZO SCURO - DARK BRONZE - BRONZE NOIR		

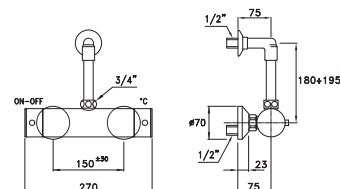


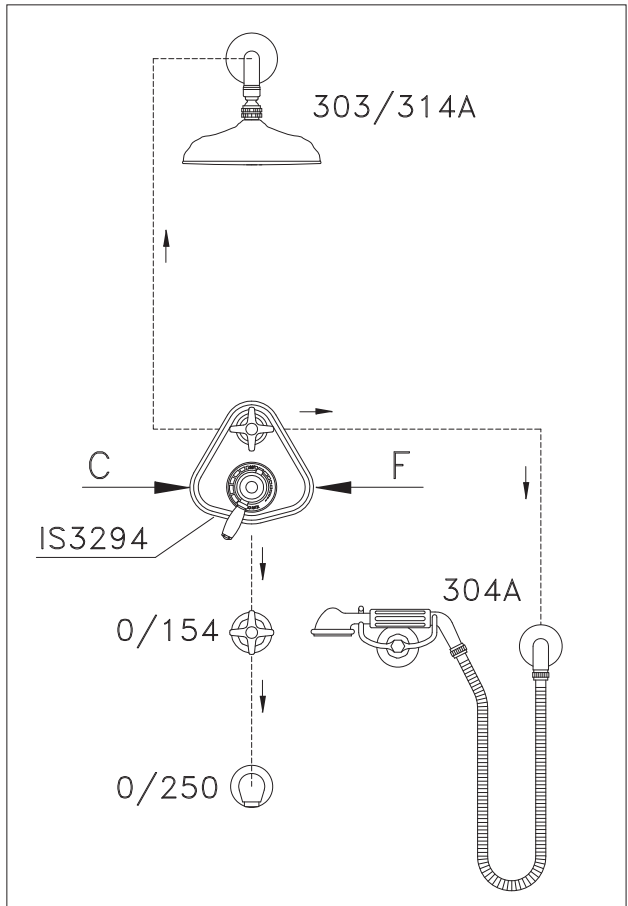
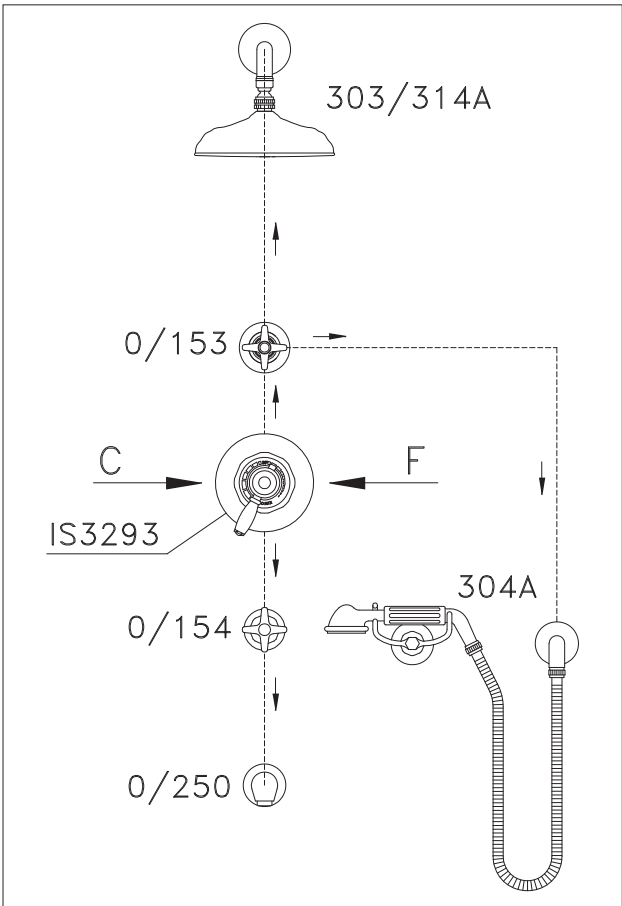
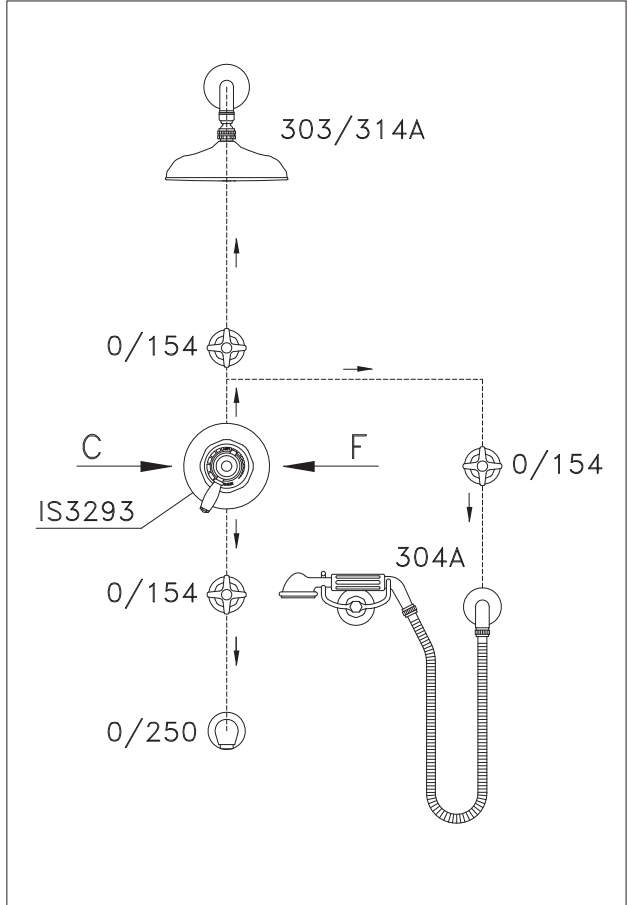
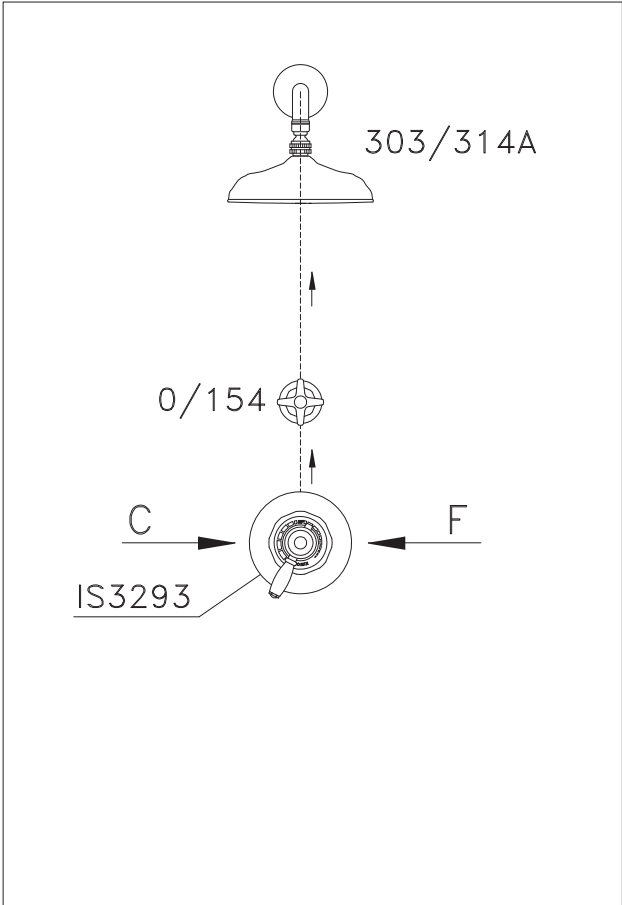
IS3285

Miscelatore termostatico esterno per doccia con rubinetto
 Thermostatic external mixer for shower
 Mitigeur thermostatique apparent pour douche



	UN 06200 CR00	728,00
CROMO- CHROME	NI00	969,00
NICHEL-NICKEL	PV02	1165,00
NICHEL PVD- NICKEL PVD	NI01	1012,00
NICHEL SPAZ - NICKEL MATTE - NICKEL MAT	PV01	1165,00
OTTONE PVD - BRASS PVD - LAITON PVD	AU00	2476,00
ORO - GOLD - OR 24 CARATS	AU02	1952,00
ORO ROSA - ROSE GOLD- OR ROSE	AG00	2359,00
ARGENTO - SILVER - ARGENT	BZ00	1165,00
BRONZO - BRONZE	BZ01	1165,00
BRONZO SCURO - DARK BRONZE - BRONZE NOIR		







Scaldasalviette

Towel warmers

Sèche serviettes


ITALICA 981B - 3/4"

Scaldabiancheria a parete con valvolina di sfogo d'aria a tre tubi orizzontali, con rubinetto di entrata con maniglia Italica e con rubinetto di uscita a cappuccio chiuso

Interasse tra gli attacchi:

in verticale 560 mm (fisso)

in orizzontale 800 mm (può essere ridotto al momento dell'ordine)



Wall mounted towel-warmer, with three horizontal pipes, with inlet valve, with Italica handle and outlet valve without handle, with air drain

Distance between connection:

in vertical 560 mm (fixed);

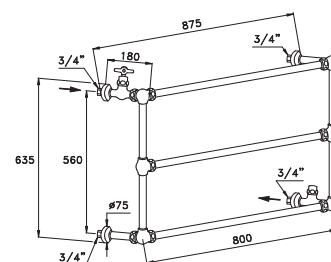
in horizontal 800 mm (can be shortened at order moment)

Sèche serviettes à 3 barres avec robinet d'entrée poignée Italica et robinet de sortie à capuchon fermé, avec purgeur

Entraxe verticale (fixe): 560 mm

Entraxe horizontale (variable): 800 mm

	IT 07000 CR00	1081,00
CROMO- CHROME		
NICHEL-NICKEL	NI00	1497,00
NICHEL PVD- NICKEL PVD	PV02	1836,00
NICHEL SPAZ - NICKEL MATTE - NICKEL MAT	NI01	1572,00
OTTONE PVD - BRASS PVD - LAITON PVD	PV01	1836,00
ORO - GOLD - OR 24 CARATS	AU00	5437,00
ORO ROSA - ROSE GOLD- OR ROSE	AU02	3806,00
ARGENTO - SILVER - ARGENT	AG00	4798,00
BRONZO - BRONZE	BZ00	1836,00
BRONZO SCURO -DARK BRONZE - BRONZE NOIR	BZ01	1836,00




ITALICA 983B - 3/4"

Scaldabiancheria a parete con valvolina di sfogo d'aria a quattro tubi orizzontali, con rubinetto di entrata con maniglia Italica e con rubinetto di uscita a cappuccio chiuso

Interasse tra gli attacchi:

in verticale 690 mm (fisso);

in orizzontale 800 mm (può essere ridotto al momento dell'ordine)



Wall mounted towel-warmer, with four horizontal pipes, with inlet valve, with Italica handle and outlet valve without handle, with air drain

Distance between connection:

in vertical 690 mm (fixed);

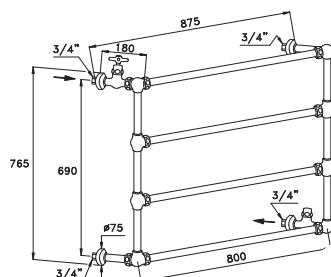
in horizontal 800 mm (can be shortened at order moment)

Sèche serviettes à 4 barres avec robinet d'entrée poignée Italica et robinet de sortie à capuchon fermé, avec purgeur

Entraxe verticale (fixe): 690 mm

Entraxe horizontale (variable): 800 mm

	IT 07001 CR00	1367,00
CROMO- CHROME		
NICHEL-NICKEL	NI00	1898,00
NICHEL PVD- NICKEL PVD	PV02	2291,00
NICHEL SPAZ - NICKEL MATTE - NICKEL MAT	NI01	1993,00
OTTONE PVD - BRASS PVD - LAITON PVD	PV01	2291,00
ORO - GOLD - OR 24 CARATS	AU00	6918,00
ORO ROSA - ROSE GOLD- OR ROSE	AU02	4843,00
ARGENTO - SILVER - ARGENT	AG00	6085,00
BRONZO - BRONZE	BZ00	2291,00
BRONZO SCURO -DARK BRONZE - BRONZE NOIR	BZ01	2291,00



981A - 3/4"

Scaldabiancheria a parete con valvolina di sfogo d'aria a tre tubi orizzontali, senza rubinetto di entrata né di uscita

Interasse tra gli attacchi:

in verticale 560 mm (fisso);

in orizzontale 800 mm (può essere ridotto al momento dell'ordine)

Wall mounted towel-warmer, with three horizontal pipes, without inlet and outlet valves, with air drain

Distance between connection:


in vertical 560 mm (fixed);

in horizontal 800 mm (can be shortened at order moment)

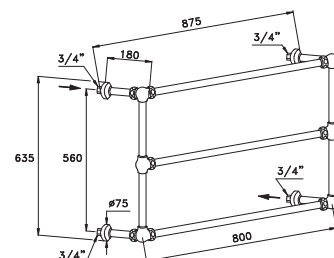
Sèche serviettes à 3 barres sans robinets, avec purgeur

Entraxe verticale (fixe): 560 mm

Entraxe horizontale (variable): 800 mm



	UN 07002 CR00	964,00
CROMO- CHROME	NI00	1304,00
NICHEL-NICKEL	PV02	1550,00
NICHEL PVD- NICKEL PVD	NI01	1369,00
NICHEL SPAZ - NICKEL MATTE - NICKEL MAT	PV01	1550,00
OTTONE PVD - BRASS PVD - LAITON PVD	AU00	4905,00
ORO - GOLD - OR 24 CARATS	AU02	3434,00
ORO ROSA - ROSE GOLD- OR ROSE	AG00	4310,00
ARGENTO - SILVER - ARGENT	BZ00	1550,00
BRONZO - BRONZE	BZ01	1550,00
BRONZO SCURO - DARK BRONZE - BRONZE NOIR		




981AR - 3/4"

Come 981A ma con raccordi a parete ridotti

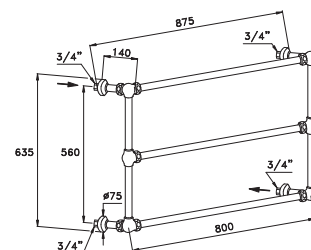
Distanza da parete mm 140

Wall mounted towel-warmer, with three horizontal pipes, without inlet and outlet valves, with air drain and reduced wall-connectors. Distance from the wall: 140 mm

Sèche serviettes à 3 barres sans robinets, avec purgeur. Raccords réduits pour une saillie du mur de 140 mm



	UN 07003 CR00	955,00
CROMO- CHROME	NI00	1297,00
NICHEL-NICKEL	PV02	1544,00
NICHEL PVD- NICKEL PVD	NI01	1361,00
NICHEL SPAZ - NICKEL MATTE - NICKEL MAT	PV01	1544,00
OTTONE PVD - BRASS PVD - LAITON PVD	AU00	4897,00
ORO - GOLD - OR 24 CARATS	AU02	3428,00
ORO ROSA - ROSE GOLD- OR ROSE	AG00	4303,00
ARGENTO - SILVER - ARGENT	BZ00	1544,00
BRONZO - BRONZE	BZ01	1544,00
BRONZO SCURO - DARK BRONZE - BRONZE NOIR		



981E

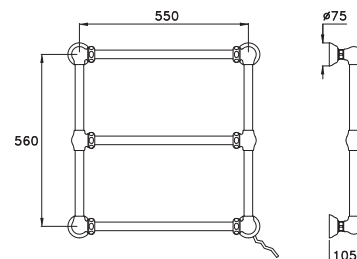
Scaldasalviette elettrico a parete interamente in ottone. Modello a 3 tubi orizzontali. Funzionamento a 230 V.

Electric towel-warmer made of brass. Model with 3 horizontal brass pipes. Operates at 230V.

Sèche serviette électrique murale en laiton. modèle à 3 barres horizontal. Fonctionnement à 230 V



	UN 07200 CR00	1533,00
CROMO- CHROME	NI00	2039,00
NICHEL-NICKEL	PV02	2453,00
NICHEL PVD- NICKEL PVD	NI01	2131,00
NICHEL SPAZ - NICKEL MATTE - NICKEL MAT	PV01	2453,00
OTTONE PVD - BRASS PVD - LAITON PVD	AU00	5213,00
ORO - GOLD - OR 24 CARATS	AU02	4109,00
ORO ROSA - ROSE GOLD- OR ROSE	AG00	4967,00
ARGENTO - SILVER - ARGENT	BZ00	2453,00
BRONZO - BRONZE	BZ01	2453,00
BRONZO SCURO - DARK BRONZE - BRONZE NOIR		



983A - 3/4"

Scaldabiancheria a parete con valvolina di sfogo d'aria a quattro tubi orizzontali senza rubinetto di entrata né di uscita

Interasse tra gli attacchi:

in verticale 690 mm (fisso);
in orizzontale 800 mm (può essere ridotto al momento dell'ordine)

Wall mounted towel-warmer, with four horizontal pipes, without inlet and outlet valves, with air drain

Distance between connection:

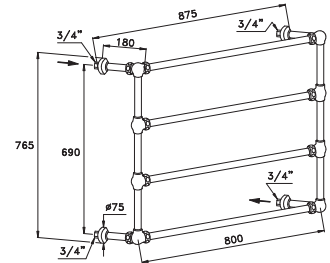
in vertical 690 mm (fixed);
in horizontal 800 mm (can be shortened at order moment)

Sèche serviettes à 4 barres sans robinets, avec purgeur:

Entraxe verticale (fixe): 690 mm
Entraxe horizontale (variable): 800 mm



	UN 07004 CR00	1248,00
CROMO- CHROME	NI00	1706,00
NICHEL-NICKEL	PV02	2022,00
NICHEL PVD- NICKEL PVD	NI01	1791,00
NICHEL SPAZ - NICKEL MATTE - NICKEL MAT	PV01	2022,00
OTTONE PVD - BRASS PVD - LAITON PVD	AU00	6376,00
ORO - GOLD - OR 24 CARATS	AU02	4464,00
ORO ROSA - ROSE GOLD- OR ROSE	AG00	5614,00
ARGENTO - SILVER - ARGENT	BZ00	2022,00
BRONZO - BRONZE	BZ01	2022,00
BRONZO SCURO -DARK BRONZE - BRONZE NOIR		



983AR - 3/4"

Scaldabiancheria a parete con valvolina di sfogo d'aria a quattro tubi orizzontali, con rubinetto di entrata con maniglia Italica e con rubinetto di uscita a cappuccio chiuso

Interasse tra gli attacchi:

in verticale 690 mm (fisso);
in orizzontale 800 mm (può essere ridotto al momento dell'ordine)

Wall mounted towel-warmer, with four horizontal pipes, with inlet valve, with Italica handle and outlet valve without handle, with air drain

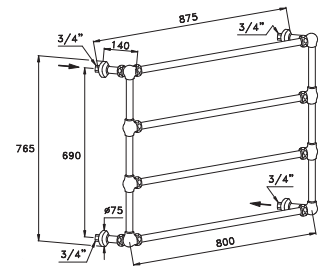
Distance between connection:

in vertical 690 mm (fixed);
in horizontal 800 mm (can be shortened at order moment)

Sèche serviettes à 4 barres sans robinets, avec purgeur. Raccords réduits pour une saillie du mur de 140 mm



	UN 07005 CR00	1241,00
CROMO- CHROME	NI00	1698,00
NICHEL-NICKEL	PV02	2013,00
NICHEL PVD- NICKEL PVD	NI01	1783,00
NICHEL SPAZ - NICKEL MATTE - NICKEL MAT	PV01	2013,00
OTTONE PVD - BRASS PVD - LAITON PVD	AU00	6371,00
ORO - GOLD - OR 24 CARATS	AU02	4460,00
ORO ROSA - ROSE GOLD- OR ROSE	AG00	5606,00
ARGENTO - SILVER - ARGENT	BZ00	2013,00
BRONZO - BRONZE	BZ01	2013,00
BRONZO SCURO -DARK BRONZE - BRONZE NOIR		



983E

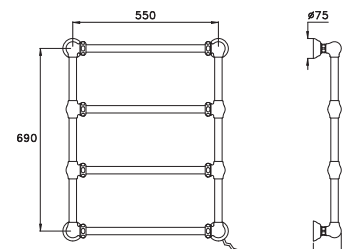
Scaldasalviette elettrico a parete interamente in ottone. Modello a 4 tubi orizzontali. Funzionamento a 230 V.


Electric towel-warmer made of brass. Model with 4 horizontal brass pipes. Operates at 230V.

Sèche serviette électrique murale en laito. Modèle à 4 barres horizontal. Fonctionnement à 230 V



	UN 07300 CR00	1589,00
CROMO- CHROME	NI00	2114,00
NICHEL-NICKEL	PV02	2543,00
NICHEL PVD- NICKEL PVD	NI01	2209,00
NICHEL SPAZ - NICKEL MATTE - NICKEL MAT	PV01	2543,00
OTTONE PVD - BRASS PVD - LAITON PVD	AU00	5403,00
ORO - GOLD - OR 24 CARATS	AU02	4259,00
ORO ROSA - ROSE GOLD- OR ROSE	AG00	5149,00
ARGENTO - SILVER - ARGENT	BZ00	2543,00
BRONZO - BRONZE	BZ01	2543,00
BRONZO SCURO -DARK BRONZE - BRONZE NOIR		





Pressione di Utilizzo/Working Pressure/ Pression d'utilisation

max 6 Bar

Pressione di utilizzo consigliata/Suggested working pressure / Pression d'utilisation conseillée

3 Bar

Pressione collaudo/Pressure testing/ Pression d'essai

6 Bar

Temperatura Acqua Calda/Hot water temperature/ Température eau chaude

max 95°C

Temp. Acqua Calda Suggestita/Suggested hot water temp./ Température eau chaude conseillée

70°C


Emissione termica Nominale ($\Delta t=60^\circ\text{C}$)/Nominal thermal emission ($\Delta t=60^\circ\text{C}$)/ Emission thermique nominale

art 981

200 Kcal/h

art 983

250 Kcal/h



Per informazioni tecniche rivolgersi al nostro servizio di assistenza
 For any technical information please refer to our customer service
 Pour les renseignements techniques contacter notre service d'assistance

ITALICA



ACCESSORI ACCESSOIRES ACCESSORIES

pag 395

ITALICA LEVE

ITALICA LEVER
ITALICA MANETTE

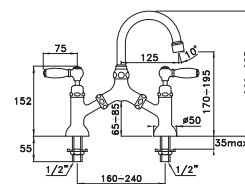


ITALICA 3215 - 1/2"

Gruppo a ponte per lavabo a rubinetti distanziabili, con bocca alta orientabile
 Bridge mixer for washbasin, adjustable spacing taps with high swinging spout
 Mélangeur à entraxe variable avec bec orientable



	IL 00001 CROO	394,00
CROMO- CHROME	NI00	510,00
NICHEL-NICKEL	PV02	610,00
NICHEL PVD- NICKEL PVD	NI01	536,00
NICHEL SPAZ - NICKEL MATTE - NICKEL MAT	PV01	610,00
OTTONE PVD - BRASS PVD - LAITON PVD	AU00	1243,00
ORO - GOLD - OR 24 CARATS	AU02	871,00
ORO ROSA - ROSE GOLD- OR ROSE	AG00	1103,00
ARGENTO - SILVER - ARGENT	BZ00	610,00
BRONZO - BRONZE	BZ01	610,00
BRONZO SCURO -DARK BRONZE - BRONZE NOIR		

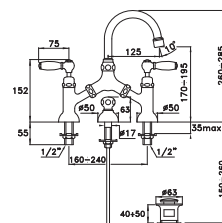


ITALICA 3215/351 - 1/2"

Gruppo a ponte lavabo a rubinetti distanziabili, bocca alta orientabile, scarico 1" 1/4
 Bridge mixer for washbasin, adjustable spacing taps, high swinging spout, pop-up waste 1" 1/4.
 Mélangeur à entraxe variable avec bec orientable avec vidage 1" 1/4



	IL 00002 CROO	564,00
CROMO- CHROME	NI00	727,00
NICHEL-NICKEL	PV02	865,00
NICHEL PVD- NICKEL PVD	NI01	763,00
NICHEL SPAZ - NICKEL MATTE - NICKEL MAT	PV01	865,00
OTTONE PVD - BRASS PVD - LAITON PVD	AU00	1728,00
ORO - GOLD - OR 24 CARATS	AU02	1210,00
ORO ROSA - ROSE GOLD- OR ROSE	AG00	1550,00
ARGENTO - SILVER - ARGENT	BZ00	865,00
BRONZO - BRONZE	BZ01	865,00
BRONZO SCURO -DARK BRONZE - BRONZE NOIR		

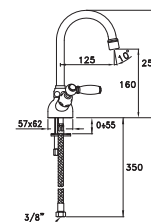


ITALICA 3216

Gruppo per lavabo monoforo con bocca alta orientabile
 Single-hole washbasin mixer high swinging spout
 Mélangeur de lavabo monotrou avec bec haut orientable



	IL 00003 CROO	310,00
CROMO- CHROME	NI00	430,00
NICHEL-NICKEL	PV02	527,00
NICHEL PVD- NICKEL PVD	NI01	452,00
NICHEL SPAZ - NICKEL MATTE - NICKEL MAT	PV01	527,00
OTTONE PVD - BRASS PVD - LAITON PVD	AU00	1085,00
ORO - GOLD - OR 24 CARATS	AU02	760,00
ORO ROSA - ROSE GOLD- OR ROSE	AG00	977,00
ARGENTO - SILVER - ARGENT	BZ00	527,00
BRONZO - BRONZE	BZ01	527,00
BRONZO SCURO -DARK BRONZE - BRONZE NOIR		

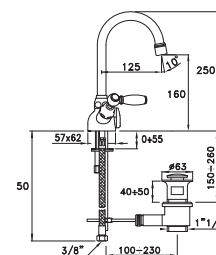


ITALICA 3217

Gruppo per lavabo monoforo con bocca alta orientabile, scarico 1" 1/4
 Single-hole washbasin mixer high swinging spout, pop-up waste 1" 1/4.
 Mélangeur de lavabo monotrou avec bec haut orientable avec vidage 1" 1/4



	IL 00004 CROO	432,00
CROMO- CHROME	NI00	564,00
NICHEL-NICKEL	PV02	664,00
NICHEL PVD- NICKEL PVD	NI01	592,00
NICHEL SPAZ - NICKEL MATTE - NICKEL MAT	PV01	664,00
OTTONE PVD - BRASS PVD - LAITON PVD	AU00	1335,00
ORO - GOLD - OR 24 CARATS	AU02	935,00
ORO ROSA - ROSE GOLD- OR ROSE	AG00	1189,00
ARGENTO - SILVER - ARGENT	BZ00	664,00
BRONZO - BRONZE	BZ01	664,00
BRONZO SCURO -DARK BRONZE - BRONZE NOIR		

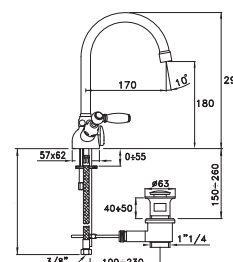


ITALICA 3217P

Gruppo per lavabo monoforo con bocca alta orientabile prolungata, scarico 1" 1/4
 Single-hole washbasin mixer high swinging longer spout, pop-up waste 1" 1/4
 Mélangeur de lavabo monotrou avec bec prolongé haut orientable avec vidage 1" 1/4



	IL 00005 CROO	440,00
CROMO- CHROME	NI00	572,00
NICHEL-NICKEL	PV02	680,00
NICHEL PVD- NICKEL PVD	NI01	601,00
NICHEL SPAZ - NICKEL MATTE - NICKEL MAT	PV01	680,00
OTTONE PVD - BRASS PVD - LAITON PVD	AU00	1374,00
ORO - GOLD - OR 24 CARATS	AU02	962,00
ORO ROSA - ROSE GOLD- OR ROSE	AG00	1219,00
ARGENTO - SILVER - ARGENT	BZ00	680,00
BRONZO - BRONZE	BZ01	680,00
BRONZO SCURO -DARK BRONZE - BRONZE NOIR		

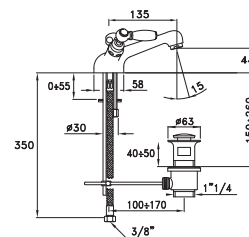


ITALICA 3219 - 1/2"

Gruppo per lavabo monoforo con bocca bassa, scarico 1"1/4
 Single-hole washbasin mixer, low spout, and pop-up waste 1" 1/4
 Mélangeur de lavabo monotrou avec bec bas fixe et vidage 1" 1/4



CROMO- CHROME	IL 0008 CR00	432,00
NICHEL-NICKEL	NI00	579,00
NICHEL PVD- NICKEL PVD	PV02	664,00
NICHEL SPAZ - NICKEL MATTE - NICKEL MAT	NI01	608,00
OTTONE PVD - BRASS PVD - LAITON PVD	PV01	664,00
ORO - GOLD - OR 24 CARATS	AU00	1344,00
ORO ROSA - ROSE GOLD- OR ROSE	AU02	941,00
ARGENTO - SILVER - ARGENT	AG00	1211,00
BRONZO - BRONZE	BZ00	664,00
BRONZO SCURO - DARK BRONZE - BRONZE NOIR	BZ01	664,00

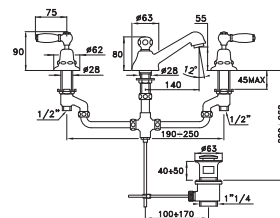


ITALICA 3224P - 1/2"

Gruppo per lavabo a tre fori con bocca bassa, scarico 1"1/4.
 Three-hole washbasin mixer with low spout, pop-up waste 1" 1/4
 Mélangeur de lavabo 3 trous avec bec bas fixe et vidage 1" 1/4



CROMO- CHROME	IL 00013 CR00	579,00
NICHEL-NICKEL	NI00	834,00
NICHEL PVD- NICKEL PVD	PV02	980,00
NICHEL SPAZ - NICKEL MATTE - NICKEL MAT	NI01	876,00
OTTONE PVD - BRASS PVD - LAITON PVD	PV01	980,00
ORO - GOLD - OR 24 CARATS	AU00	1998,00
ORO ROSA - ROSE GOLD- OR ROSE	AU02	1399,00
ARGENTO - SILVER - ARGENT	AG00	1798,00
BRONZO - BRONZE	BZ00	980,00
BRONZO SCURO - DARK BRONZE - BRONZE NOIR	BZ01	980,00

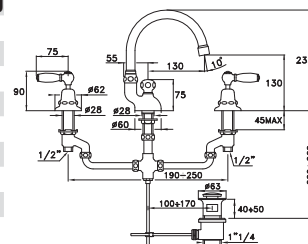


ITALICA 3225

Gruppo per lavabo a tre fori con bocca alta orientabile, scarico 1"1/4.
 Three-hole washbasin mixer with high swinging spout, pop-up waste 1" 1/4
 Mélangeur de lavabo 3 trous avec bec haute orientable et vidage 1" 1/4



CROMO- CHROME	IL 00015 CR00	634,00
NICHEL-NICKEL	NI00	912,00
NICHEL PVD- NICKEL PVD	PV02	1072,00
NICHEL SPAZ - NICKEL MATTE - NICKEL MAT	NI01	958,00
OTTONE PVD - BRASS PVD - LAITON PVD	PV01	1072,00
ORO - GOLD - OR 24 CARATS	AU00	2167,00
ORO ROSA - ROSE GOLD- OR ROSE	AU02	1517,00
ARGENTO - SILVER - ARGENT	AG00	1952,00
BRONZO - BRONZE	BZ00	1072,00
BRONZO SCURO - DARK BRONZE - BRONZE NOIR	BZ01	1072,00

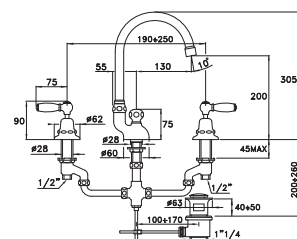


ITALICA 3226 - 1/2"

Gruppo per lavabo a tre fori con bocca alta orientabile prolungata, scarico 1"1/4.
 Three-hole washbasin mixer with longer high swinging spout, pop-up waste 1" 1/4
 Mélangeur de lavabo 3 trous avec bec très haute orientable et vidage 1" 1/4



CROMO- CHROME	IL 00017 CR00	696,00
NICHEL-NICKEL	NI00	987,00
NICHEL PVD- NICKEL PVD	PV02	1181,00
NICHEL SPAZ - NICKEL MATTE - NICKEL MAT	NI01	1036,00
OTTONE PVD - BRASS PVD - LAITON PVD	PV01	1181,00
ORO - GOLD - OR 24 CARATS	AU00	2367,00
ORO ROSA - ROSE GOLD- OR ROSE	AU02	1657,00
ARGENTO - SILVER - ARGENT	AG00	2137,00
BRONZO - BRONZE	BZ00	1181,00
BRONZO SCURO - DARK BRONZE - BRONZE NOIR	BZ01	1181,00



ITALICA 3229

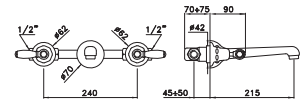
Gruppo per lavabo da incasso a parete con congiunzioni interne non montate

Concealed basin mixer with not assembled internal connections

Mélangeur de lavabo mural encastré, livré avec les pièces de raccordement non assemblées



	IL 01000	CR00	588,00
CROMO- CHROME	IL 01000	CR00	588,00
NICHEL-NICKEL	NI00		727,00
NICHEL PVD- NICKEL PVD	PV02		820,00
NICHEL SPAZ- NICKEL MATTE- NICKEL MAT	NI01		763,00
OTTONE PVD- BRASS PVD- LAITON PVD	PV01		820,00
ORO - GOLD - OR 24 CARATS	AU00		1288,00
ORO ROSA - ROSE GOLD- OR ROSE	AU02		902,00
ARGENTO - SILVER - ARGENT	AG00		1135,00
BRONZO - BRONZE	BZ00		820,00
BRONZO SCURO -DARK BRONZE - BRONZE NOIR	BZ01		820,00



ITALICA 3863

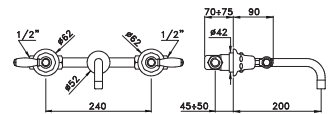
Gruppo per lavabo da incasso a parete con congiunzioni interne non montate.

Concealed basin mixer with not assembled internal connection.

Mélangeur de lavabo mural encastré, livré avec pièces de raccordement non assemblées,



	IL 01001	CR00	572,00
CROMO- CHROME	IL 01001	CR00	572,00
NICHEL-NICKEL	NI00		702,00
NICHEL PVD- NICKEL PVD	PV02		795,00
NICHEL SPAZ- NICKEL MATTE- NICKEL MAT	NI01		737,00
OTTONE PVD- BRASS PVD- LAITON PVD	PV01		795,00
ORO - GOLD - OR 24 CARATS	AU00		1265,00
ORO ROSA - ROSE GOLD- OR ROSE	AU02		886,00
ARGENTO - SILVER - ARGENT	AG00		1142,00
BRONZO - BRONZE	BZ00		795,00
BRONZO SCURO -DARK BRONZE - BRONZE NOIR	BZ01		795,00



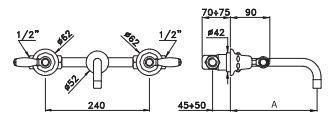
ITALICA 3863AR

Gruppo per lavabo da incasso a parete con bocca di lunghezza uguale a 100, 300, 400 mm

Concealed basin mixer with projection of the spout of 100, 300, 400 mm

Mélangeur de lavabo mural encastré avec longueur special à 100, 300, 400 mm

	IL 01002	CR00	657,00
CROMO- CHROME	IL 01002	CR00	657,00
NICHEL-NICKEL	NI00		803,00
NICHEL PVD- NICKEL PVD	PV02		904,00
NICHEL SPAZ- NICKEL MATTE- NICKEL MAT	NI01		843,00
OTTONE PVD- BRASS PVD- LAITON PVD	PV01		904,00
ORO - GOLD - OR 24 CARATS	AU00		1397,00
ORO ROSA - ROSE GOLD- OR ROSE	AU02		978,00
ARGENTO - SILVER - ARGENT	AG00		1258,00
BRONZO - BRONZE	BZ00		904,00
BRONZO SCURO -DARK BRONZE - BRONZE NOIR	BZ01		904,00



ITALICA 0/154 - 1/2"

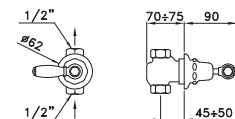
Rubinetto a passaggio diritto per installazione da incasso a parete, con attacchi femmina.

Concealed straight control valve, with female connections

Robinet droit à encastrer arrivée femelle



	IL 01100	CR00	208,00
CROMO- CHROME	IL 01100	CR00	208,00
NICHEL-NICKEL	NI00		278,00
NICHEL PVD- NICKEL PVD	PV02		317,00
NICHEL SPAZ- NICKEL MATTE- NICKEL MAT	NI01		292,00
OTTONE PVD- BRASS PVD- LAITON PVD	PV01		317,00
ORO - GOLD - OR 24 CARATS	AU00		502,00
ORO ROSA - ROSE GOLD- OR ROSE	AU02		352,00
ARGENTO - SILVER - ARGENT	AG00		486,00
BRONZO - BRONZE	BZ00		317,00
BRONZO SCURO -DARK BRONZE - BRONZE NOIR	BZ01		317,00



ITALICA 3601 - 1/2"

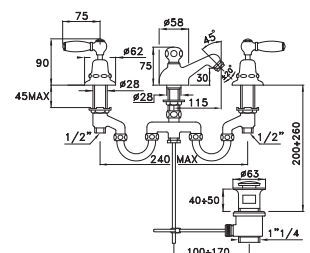
Gruppo per bidet a tre fori, con bocca centrale di erogazione a getto orientabile, scarico 1"1/4

Three-hole bidet mixer, central spout, directional aerator and pop-up waste 1" 1/4

Mélangeur de bidet 3 trous avec bec bas à jet orientable avec vidage 1 »1/4



	IL 00201	CR00	588,00
CROMO- CHROME	IL 00201	CR00	588,00
NICHEL-NICKEL	NI00		834,00
NICHEL PVD- NICKEL PVD	PV02		987,00
NICHEL SPAZ- NICKEL MATTE- NICKEL MAT	NI01		876,00
OTTONE PVD- BRASS PVD- LAITON PVD	PV01		987,00
ORO - GOLD - OR 24 CARATS	AU00		1998,00
ORO ROSA - ROSE GOLD- OR ROSE	AU02		1399,00
ARGENTO - SILVER - ARGENT	AG00		1798,00
BRONZO - BRONZE	BZ00		987,00
BRONZO SCURO -DARK BRONZE - BRONZE NOIR	BZ01		987,00





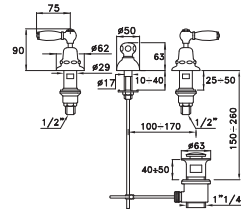
ITALICA 3600 - 1/2"

Gruppo per bidet a tre fori con erogazione dal bordo, scarico 1"1/4

Three-hole bidet mixer, for edge delivery bidets with pop-up waste 1" 1/4

Batteries bidet sur gorge avec vidage

CROMO- CHROME	IL 00200 CROO	386,00
NICHEL-NICKEL	NI00	525,00
NICHEL PVD- NICKEL PVD	PV02	610,00
NICHEL SPAZ - NICKEL MATTE - NICKEL MAT	NI01	551,00
OTTONE PVD - BRASS PVD - LAITON PVD	PV01	610,00
ORO - GOLD - OR 24 CARATS	AU00	1219,00
ORO ROSA - ROSE GOLD- OR ROSE	AU02	854,00
ARGENTO - SILVER - ARGENT	AG00	1097,00
BRONZO - BRONZE	BZ00	610,00
BRONZO SCURO - DARK BRONZE - BRONZE NOIR	BZ01	610,00



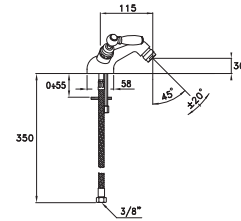
ITALICA 3602

Gruppo per bidet monoforo con getto orientabile senza scarico e senza comando di scarico.

Single-hole bidet mixer without pop-up waste and pop-up control.

Mélangeur de bidet monotrou avec bec bas à jet orientable sans vidage

CROMO- CHROME	IL 00203 CROO	341,00
NICHEL-NICKEL	NI00	474,00
NICHEL PVD- NICKEL PVD	PV02	580,00
NICHEL SPAZ - NICKEL MATTE - NICKEL MAT	NI01	498,00
OTTONE PVD - BRASS PVD - LAITON PVD	PV01	580,00
ORO - GOLD - OR 24 CARATS	AU00	1194,00
ORO ROSA - ROSE GOLD- OR ROSE	AU02	836,00
ARGENTO - SILVER - ARGENT	AG00	1075,00
BRONZO - BRONZE	BZ00	580,00
BRONZO SCURO - DARK BRONZE - BRONZE NOIR	BZ01	580,00



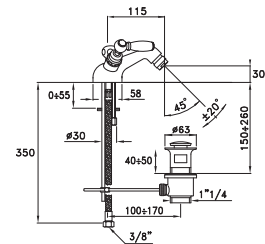
ITALICA 3604 - 1/2"

Gruppo per bidet monoforo con bocca a getto orientabile, scarico 1"1/4.

Single-hole bidet mixer, spout with directional aerator and pop-up waste 1" 1/4.

Mélangeur de bidet monotrou avec bec bas à jet orientable et vidage 1" 1/4.

CROMO- CHROME	IL 00204 CROO	449,00
NICHEL-NICKEL	NI00	610,00
NICHEL PVD- NICKEL PVD	PV02	727,00
NICHEL SPAZ - NICKEL MATTE - NICKEL MAT	NI01	641,00
OTTONE PVD - BRASS PVD - LAITON PVD	PV01	727,00
ORO - GOLD - OR 24 CARATS	AU00	1466,00
ORO ROSA - ROSE GOLD- OR ROSE	AU02	1027,00
ARGENTO - SILVER - ARGENT	AG00	1318,00
BRONZO - BRONZE	BZ00	727,00
BRONZO SCURO - DARK BRONZE - BRONZE NOIR	BZ01	727,00



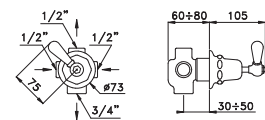
ITALICA 0/150 - 1/2"

Deviatore per vasca/doccia per installazione da incasso a parete, deviazione manuale

Concealed manual bath-shower diverter

Inverseur manuel bain-douche à encastrer

CROMO- CHROME	IT 01200 CROO	332,00
NICHEL-NICKEL	NI00	449,00
NICHEL PVD- NICKEL PVD	PV02	481,00
NICHEL SPAZ - NICKEL MATTE - NICKEL MAT	NI01	471,00
OTTONE PVD - BRASS PVD - LAITON PVD	PV01	481,00
ORO - GOLD - OR 24 CARATS	AU00	648,00
ORO ROSA - ROSE GOLD- OR ROSE	AU02	454,00
ARGENTO - SILVER - ARGENT	AG00	603,00
BRONZO - BRONZE	BZ00	481,00
BRONZO SCURO - DARK BRONZE - BRONZE NOIR	BZ01	481,00



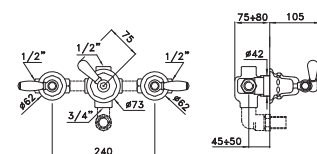
ITALICA 3254 - 1/2"

Gruppo per vasca-doccia per installazione da incasso a parete, con deviatore manuale

Concealed bath & shower mixer, manual return diverter

Mélangeur bain-douche à encastrer avec inverseur manuel et avec pièce de raccordement non assemblées

CROMO- CHROME	IL 01301 CROO	850,00
NICHEL-NICKEL	NI00	1097,00
NICHEL PVD- NICKEL PVD	PV02	1158,00
NICHEL SPAZ - NICKEL MATTE - NICKEL MAT	NI01	1152,00
OTTONE PVD - BRASS PVD - LAITON PVD	PV01	1158,00
ORO - GOLD - OR 24 CARATS	AU00	1851,00
ORO ROSA - ROSE GOLD- OR ROSE	AU02	1296,00
ARGENTO - SILVER - ARGENT	AG00	1604,00
BRONZO - BRONZE	BZ00	1158,00
BRONZO SCURO - DARK BRONZE - BRONZE NOIR	BZ01	1158,00





3254MC - 1/2"

Gruppo incasso per 3254MC

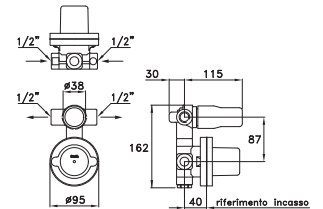
Concealed body for 3254MC

Partie encastrée pour Italica 3254MC

BRONZO - BRONZE

UN 01401 0000

291,00



ITALICA 3254MC P.V.

Partii in vista per 3254, gruppo miscelatore per vasca doccia da incasso con deviatore a ritorno automatico. Da abbinare al corpo incasso cod. UN014010000

External part for single-handle bath & shower mixer, diverter with automatic return to bath position.

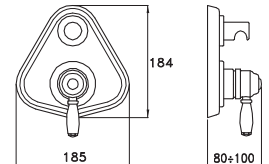
To be installed on built-in part code UN014010000

Mitigeur monocommande à encastrer pour bain douche avec inverseur automatique

A installer sur la partie encastrée UN014010000



	IT 01405 CR00	263,00
CROMO- CHROME	NI00	367,00
NICHEL-NICKEL	PV02	448,00
NICHEL PVD- NICKEL PVD	NI01	385,00
NICHEL SPAZ - NICKEL MATTE - NICKEL MAT	PV01	448,00
OTTONE PVD - BRASS PVD - LAITON PVD	AU00	921,00
ORO - GOLD - OR 24 CARATS	AU02	645,00
ORO ROSA - ROSE GOLD- OR ROSE	AG00	830,00
ARGENTO - SILVER - ARGENT	BZ00	448,00
BRONZO - BRONZE	BZ01	448,00
BRONZO SCURO -DARK BRONZE - BRONZE NOIR		



ITALICA 0/250 - 3/4"

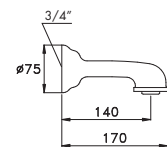
Bocca di erogazione a parete per vasca

Wall mounted bath spout

Bec mural de baignoire



	IT 09000 CR00	147,00
CROMO- CHROME	NI00	194,00
NICHEL-NICKEL	PV02	217,00
NICHEL PVD- NICKEL PVD	NI01	204,00
NICHEL SPAZ - NICKEL MATTE - NICKEL MAT	PV01	217,00
OTTONE PVD - BRASS PVD - LAITON PVD	AU00	464,00
ORO - GOLD - OR 24 CARATS	AU02	325,00
ORO ROSA - ROSE GOLD- OR ROSE	AG00	418,00
ARGENTO - SILVER - ARGENT	BZ00	217,00
BRONZO - BRONZE	BZ01	217,00
BRONZO SCURO -DARK BRONZE - BRONZE NOIR		



ITALICA 3274/302/6- 1/2"

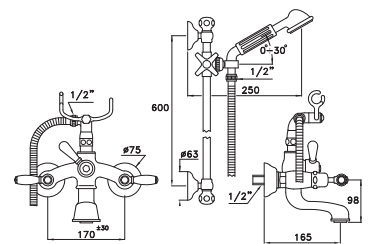
Gruppo per vasca doccia per installazione esterna a parete completo di asta a parete con supporto scorrevole snodato e con doccia a mano, fornito di deviatore manuale.

Exposed wall mounted bath & shower mixer, wall mounted slider bar with flexible shower hose(150 cm) with hand spray head.

Mélangeur bain-douche mural apparent avec inverseur manuel avec ensemble douchette sur barre, support téléphone et flexible 150 cm



	IL 02203 CR00	1019,00
CROMO- CHROME	NI00	1490,00
NICHEL-NICKEL	PV02	1728,00
NICHEL PVD- NICKEL PVD	NI01	1564,00
NICHEL SPAZ - NICKEL MATTE - NICKEL MAT	PV01	1728,00
OTTONE PVD - BRASS PVD - LAITON PVD	AU00	3671,00
ORO - GOLD - OR 24 CARATS	AU02	2570,00
ORO ROSA - ROSE GOLD- OR ROSE	AG00	3300,00
ARGENTO - SILVER - ARGENT	BZ00	1728,00
BRONZO - BRONZE	BZ01	1728,00
BRONZO SCURO -DARK BRONZE - BRONZE NOIR		



ITALICA 3274/305/6- 1/2"

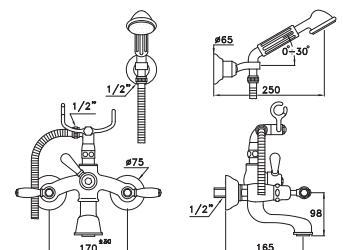
Gruppo per vasca doccia per installazione esterna a parete completo di doccia a mano e supporto orientabile, flessibile 150 cm. Deviatore manuale.

Exposed wall mounted bath & shower mixer, dual use hand spray head, low telephone-type cradle, directional upper wall bracket, 150 cm flexible shower hose

Mélangeur bain-douche mural apparent avec inverseur manuel avec ensemble de douche à crochet haut orientable, support téléphone et flexible 150 cm



	IL 02204 CR00	980,00
CROMO- CHROME	NI00	1428,00
NICHEL-NICKEL	PV02	1666,00
NICHEL PVD- NICKEL PVD	NI01	1500,00
NICHEL SPAZ - NICKEL MATTE - NICKEL MAT	PV01	1666,00
OTTONE PVD - BRASS PVD - LAITON PVD	AU00	3540,00
ORO - GOLD - OR 24 CARATS	AU02	2478,00
ORO ROSA - ROSE GOLD- OR ROSE	AG00	3186,00
ARGENTO - SILVER - ARGENT	BZ00	1666,00
BRONZO - BRONZE	BZ01	1666,00
BRONZO SCURO -DARK BRONZE - BRONZE NOIR		



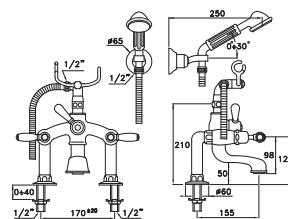
ITALICA 3274RG305/6 - 1/2"

Gruppo per vasca doccia per installazione su bordo vasca completo di asta a parete con supporto alto snodato e doccia a mano, flessibile 150 cm, fornito di deviatore manuale.

Exposed wall mounted bath & shower mixer, wall mounted with flexible shower hose(150 cm) with hand spray head.

Mélangeur bain-douche mural apparent avec inverseur manuel avec ensemble douchette sur barre, support téléphone et flexible 150 cm

CROMO- CHROME	IL 02205 CRO0	1072,00
NICHEL-NICKEL	NI00	1559,00
NICHEL PVD- NICKEL PVD	PV02	1813,00
NICHEL SPAZ - NICKEL MATTE - NICKEL MAT	NI01	1637,00
OTTONE PVD - BRASS PVD - LAITON PVD	PV01	1813,00
ORO - GOLD - OR 24 CARATS	AU00	3910,00
ORO ROSA - ROSE GOLD- OR ROSE	AU02	2737,00
ARGENTO - SILVER - ARGENT	AG00	3525,00
BRONZO - BRONZE	BZ00	1813,00
BRONZO SCURO -DARK BRONZE - BRONZE NOIR	BZ01	1813,00



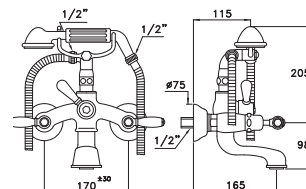
ITALICA 3274/306 - 1/2"

Gruppo per vasca doccia per installazione esterna a parete completo di doccia a mano con supporto basso a telefono, tubo flessibile di lunghezza 125 cm

Exposed wall mounted bath & shower mixer, with hand spray head with low telephone-type cradle and 125 cm flexible shower hose

Mélangeur bain-douche mural apparent avec inverseur manuel avec ensemble de douche sur support téléphone, flexible 125 cm

CROMO- CHROME	IL 02206 CRO0	873,00
NICHEL-NICKEL	NI00	1258,00
NICHEL PVD- NICKEL PVD	PV02	1481,00
NICHEL SPAZ - NICKEL MATTE - NICKEL MAT	NI01	1321,00
OTTONE PVD - BRASS PVD - LAITON PVD	PV01	1481,00
ORO - GOLD - OR 24 CARATS	AU00	3147,00
ORO ROSA - ROSE GOLD- OR ROSE	AU02	2203,00
ARGENTO - SILVER - ARGENT	AG00	2831,00
BRONZO - BRONZE	BZ00	1481,00
BRONZO SCURO -DARK BRONZE - BRONZE NOIR	BZ01	1481,00



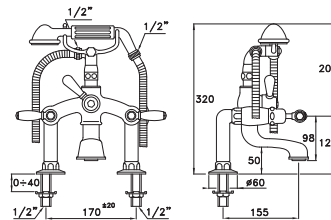
ITALICA 3274RG306 - 1/2"

Gruppo per vasca doccia per installazione su bordo vasca completo di doccia a mano con supporto basso a telefono, tubo flessibile di lunghezza 125 cm

Exposed bath & shower mixer for bath deck mounting, manual diverter, with hand spray head and low telephone-type cradle, 125 cm flexible shower hose

Mélangeur bain-douche avec raccords sur gorge avec inverseur manuel avec ensemble de douche sur support téléphone, flexible 125 cm

CROMO- CHROME	IL 02207 CRO0	965,00
NICHEL-NICKEL	NI00	1397,00
NICHEL PVD- NICKEL PVD	PV02	1636,00
NICHEL SPAZ - NICKEL MATTE - NICKEL MAT	NI01	1467,00
OTTONE PVD - BRASS PVD - LAITON PVD	PV01	1636,00
ORO - GOLD - OR 24 CARATS	AU00	3525,00
ORO ROSA - ROSE GOLD- OR ROSE	AU02	2468,00
ARGENTO - SILVER - ARGENT	AG00	3177,00
BRONZO - BRONZE	BZ00	1636,00
BRONZO SCURO -DARK BRONZE - BRONZE NOIR	BZ01	1636,00



ITALICA 3274CL306 - 1/2"

Gruppo per vasca doccia con montanti da pavimento completo di doccia a mano

Per una migliore sicurezza d'installazione, si consiglia l'utilizzo del collare di sostegno art. 275 di seguito illustrato.

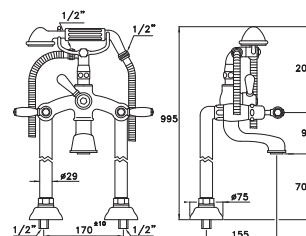
Exposed bath & shower mixer with free-standing floor legs, manual diverter

For safer installation of this article we suggest to use the fastening collar ref.275

Mélangeur bain-douche avec colonnes au sol avec ensemble de douche et inverseur manuel

Pour une meilleure sécurité de l'installation, nous recommandons l'utilisation du collier de support. 275 décrit ci-dessous.

CROMO- CHROME	IL 02208 CRO0	1274,00
NICHEL-NICKEL	NI00	1813,00
NICHEL PVD- NICKEL PVD	PV02	2152,00
NICHEL SPAZ - NICKEL MATTE - NICKEL MAT	NI01	1904,00
OTTONE PVD - BRASS PVD - LAITON PVD	PV01	2152,00
ORO - GOLD - OR 24 CARATS	AU00	5105,00
ORO ROSA - ROSE GOLD- OR ROSE	AU02	3574,00
ARGENTO - SILVER - ARGENT	AG00	4604,00
BRONZO - BRONZE	BZ00	2152,00
BRONZO SCURO -DARK BRONZE - BRONZE NOIR	BZ01	2152,00



ITALICA 275 - 1/2"

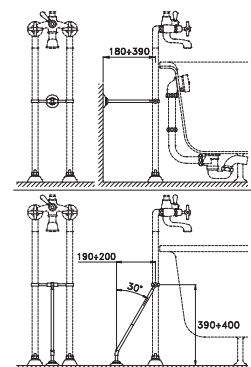
Collare di sostegno per gruppi vasca doccia con montanti da pavimento di diametro 29 mm, predisposto per fissaggio al pavimento oppure alla parete

Fastening collar for bath & shower mixers, to used with 29 mm diameter free-standing floor legs

Collier pour colonnes au sol diamètre 29mm, prévu pour fixation au sol ou au mur



	IT 09100 CR00	310,00
CROMO- CHROME	NI00	424,00
NICHEL-NICKEL	PV02	494,00
NICHEL PVD- NICKEL PVD	NI01	445,00
NICHEL SPAZ - NICKEL MATTE - NICKEL MAT	PV01	494,00
OTTONE PVD - BRASS PVD - LAITON PVD	AU00	1072,00
ORO - GOLD - OR 24 CARATS	AU02	751,00
ORO ROSA - ROSE GOLD- OR ROSE	AG00	942,00
ARGENTO - SILVER - ARGENT	BZ00	494,00
BRONZO - BRONZE	BZ01	494,00
BRONZO SCURO -DARK BRONZE - BRONZE NOIR		



3292MC - 1/2"

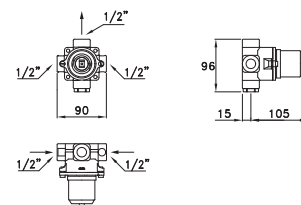
Corpo incasso per miscelatore monocomando per doccia

Built-in unit for single-command shower mixer

Corps encastré pour mitigeur monocommande de douche



	UN 01400 0000	175,00
BRONZO - BRONZE		



ITALICA 3292MC P.V. - 1/2"

Parti in vista per miscelatore monocomando per doccia

Da vendere unitamente al corpo incasso cod.UN 01400 0000

Exposed parts for single-command shower mixer

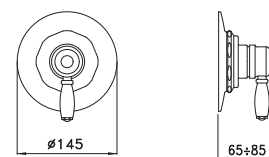
To be installed on built-in part code UN 01400 0000

Façade apparente pour mitigeur monocommande de douche

A installer sur la partie encastrée UN 01400 0000



	IT 01410 CR00	196,00
CROMO- CHROME	NI00	273,00
NICHEL-NICKEL	PV02	332,00
NICHEL PVD- NICKEL PVD	NI01	289,00
NICHEL SPAZ - NICKEL MATTE - NICKEL MAT	PV01	332,00
OTTONE PVD - BRASS PVD - LAITON PVD	AU00	628,00
ORO - GOLD - OR 24 CARATS	AU02	440,00
ORO ROSA - ROSE GOLD- OR ROSE	AG00	565,00
ARGENTO - SILVER - ARGENT	BZ00	332,00
BRONZO - BRONZE	BZ01	332,00
BRONZO SCURO -DARK BRONZE - BRONZE NOIR		



ITALICA 3292 - 1/2"

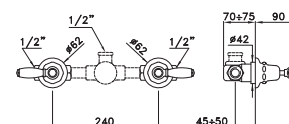
Gruppo per doccia per installazione da incasso a parete

Concealed shower mixer

Mélangeur de douche à encastrer



	IL 01300 CR00	553,00
CROMO- CHROME	NI00	767,00
NICHEL-NICKEL	PV02	938,00
NICHEL PVD- NICKEL PVD	NI01	805,00
NICHEL SPAZ - NICKEL MATTE - NICKEL MAT	PV01	938,00
OTTONE PVD - BRASS PVD - LAITON PVD	AU00	1930,00
ORO - GOLD - OR 24 CARATS	AU02	1351,00
ORO ROSA - ROSE GOLD- OR ROSE	AG00	1736,00
ARGENTO - SILVER - ARGENT	BZ00	938,00
BRONZO - BRONZE	BZ01	938,00
BRONZO SCURO -DARK BRONZE - BRONZE NOIR		



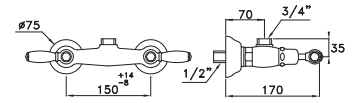
ITALICA 3283 - 1/2"

Gruppo per doccia per installazione esterna a parete

Exposed wall mounted shower mixer

Mélangeur de douche apparent avec raccords muraux excentrés

	IL 02400	CR00	278,00
CROMO- CHROME			
NICHEL-NICKEL	NI00		394,00
NICHEL PVD- NICKEL PVD	PV02		481,00
NICHEL SPAZ - NICKEL MATTE - NICKEL MAT	NI01		414,00
OTTONE PVD - BRASS PVD - LAITON PVD	PV01		481,00
ORO - GOLD - OR 24 CARATS	AU00		1049,00
ORO ROSA - ROSE GOLD- OR ROSE	AU02		735,00
ARGENTO - SILVER - ARGENT	AG00		942,00
BRONZO - BRONZE	BZ00		481,00
BRONZO SCURO -DARK BRONZE - BRONZE NOIR	BZ01		481,00



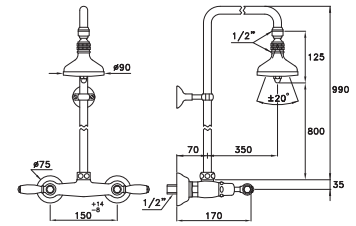
ITALICA 3283/301/314A-90 - 1/2"

Gruppo doccia per installazione esterna a parete con tubo doccia e soffione art. 314A Ø 90 mm

Exposed wall mounted shower mixer with rigid shower pipe, shower head ref. 314A Ø 90 mm

Mélangeur de douche apparent avec colonne et pomme à rotule orientable ref. 314A Ø 90 mm

	IL 02410	CR00	641,00
CROMO- CHROME			
NICHEL-NICKEL	NI00		927,00
NICHEL PVD- NICKEL PVD	PV02		1097,00
NICHEL SPAZ - NICKEL MATTE - NICKEL MAT	NI01		973,00
OTTONE PVD - BRASS PVD - LAITON PVD	PV01		1097,00
ORO - GOLD - OR 24 CARATS	AU00		2630,00
ORO ROSA - ROSE GOLD- OR ROSE	AU02		1841,00
ARGENTO - SILVER - ARGENT	AG00		2344,00
BRONZO - BRONZE	BZ00		1097,00
BRONZO SCURO -DARK BRONZE - BRONZE NOIR	BZ01		1097,00



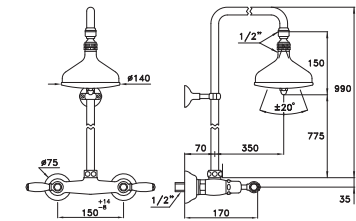
ITALICA 3283/301/314A-140 - 1/2"

Gruppo doccia per installazione esterna a parete con tubo doccia e soffione art. 314A Ø140 mm

Exposed wall mounted shower mixer with rigid shower pipe, shower head ref. 314A Ø 140 mm

Mélangeur de douche apparent avec colonne et pomme à rotule orientable ref. 314A Ø 140 mm

	IL 02411	CR00	795,00
CROMO- CHROME			
NICHEL-NICKEL	NI00		1111,00
NICHEL PVD- NICKEL PVD	PV02		1344,00
NICHEL SPAZ - NICKEL MATTE - NICKEL MAT	NI01		1167,00
OTTONE PVD - BRASS PVD - LAITON PVD	PV01		1344,00
ORO - GOLD - OR 24 CARATS	AU00		3394,00
ORO ROSA - ROSE GOLD- OR ROSE	AU02		2376,00
ARGENTO - SILVER - ARGENT	AG00		3001,00
BRONZO - BRONZE	BZ00		1344,00
BRONZO SCURO -DARK BRONZE - BRONZE NOIR	BZ01		1344,00



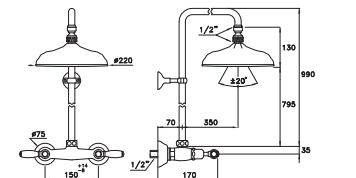
ITALICA 3283/301/314A-220 - 1/2"

Gruppo doccia per installazione esterna a parete con tubo doccia e soffione art. 314A Ø 220 mm

Exposed wall mounted shower mixer with rigid shower pipe, shower head ref. 314A Ø 220 mm

Mélangeur de douche apparent avec colonne et pomme à rotule orientable ref. 314A Ø 220 mm

	IL 02412	CR00	852,00
CROMO- CHROME			
NICHEL-NICKEL	NI00		1225,00
NICHEL PVD- NICKEL PVD	PV02		1469,00
NICHEL SPAZ - NICKEL MATTE - NICKEL MAT	NI01		1286,00
OTTONE PVD - BRASS PVD - LAITON PVD	PV01		1469,00
ORO - GOLD - OR 24 CARATS	AU00		3182,00
ORO ROSA - ROSE GOLD- OR ROSE	AU02		2228,00
ARGENTO - SILVER - ARGENT	AG00		2859,00
BRONZO - BRONZE	BZ00		1469,00
BRONZO SCURO -DARK BRONZE - BRONZE NOIR	BZ01		1469,00



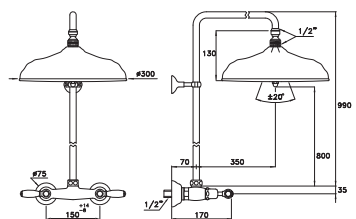
ITALICA 3283/301/314A-300 - 1/2"

Gruppo doccia per installazione esterna a parete con tubo doccia e soffione art. 314A Ø300 mm

Exposed wall mounted shower mixer with rigid shower pipe, shower head ref. 314A Ø 300 mm

Mélangeur de douche apparent avec colonne et pomme à rotule orientable ref. 314A Ø 300 mm

	IL 02413	CR00	1195,00
CROMO- CHROME			
NICHEL-NICKEL	NI00		1701,00
NICHEL PVD- NICKEL PVD	PV02		2049,00
NICHEL SPAZ - NICKEL MATTE - NICKEL MAT	NI01		1786,00
OTTONE PVD - BRASS PVD - LAITON PVD	PV01		2049,00
ORO - GOLD - OR 24 CARATS	AU00		4344,00
ORO ROSA - ROSE GOLD- OR ROSE	AU02		3041,00
ARGENTO - SILVER - ARGENT	AG00		3904,00
BRONZO - BRONZE	BZ00		2049,00
BRONZO SCURO -DARK BRONZE - BRONZE NOIR	BZ01		2049,00



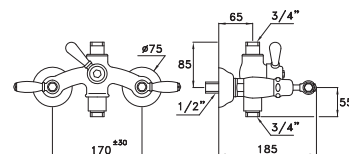
ITALICA 3284 - 1/2"

Gruppo per doccia per installazione esterna a parete con deviatore manuale per doppia funzione

Exposed wall mounted, heavy duty shower mixer, diverter with manual return to flexible hose

Mélangeur de douche apparent à 2 sorties avec inverseur manuel

	IL 02500	CR00	626,00
CROMO- CHROME	IL 02500	CR00	626,00
NICHEL-NICKEL	NI00		904,00
NICHEL PVD- NICKEL PVD	PV02		1072,00
NICHEL SPAZ - NICKEL MATTE - NICKEL MAT	NI01		942,00
OTTONE PVD - BRASS PVD - LAITON PVD	PV01		1072,00
ORO - GOLD - OR 24 CARATS	AU00		2245,00
ORO ROSA - ROSE GOLD- OR ROSE	AU02		1572,00
ARGENTO - SILVER - ARGENT	AG00		2005,00
BRONZO - BRONZE	BZ00		1072,00
BRONZO SCURO -DARK BRONZE - BRONZE NOIR	BZ01		1072,00



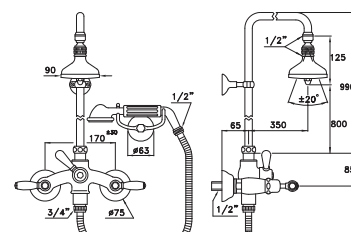
ITALICA 3284/33-90 - 1/2"

Gruppo doccia per installazione esterna a parete con tubo doccia, doccia mano e soffione Ø 90 mm

Exposed wall mounted shower mixer with rigid shower pipe, hand shower and shower head Ø 90 mm

Mélangeur de douche apparent à 2 sorties avec colonne, pomme de douche Ø 90 mm et douchette

	IL 02510	CR00	1189,00
CROMO- CHROME	IL 02510	CR00	1189,00
NICHEL-NICKEL	NI00		1720,00
NICHEL PVD- NICKEL PVD	PV02		2013,00
NICHEL SPAZ - NICKEL MATTE - NICKEL MAT	NI01		1806,00
OTTONE PVD - BRASS PVD - LAITON PVD	PV01		2013,00
ORO - GOLD - OR 24 CARATS	AU00		4557,00
ORO ROSA - ROSE GOLD- OR ROSE	AU02		3190,00
ARGENTO - SILVER - ARGENT	AG00		4057,00
BRONZO - BRONZE	BZ00		2013,00
BRONZO SCURO -DARK BRONZE - BRONZE NOIR	BZ01		2013,00



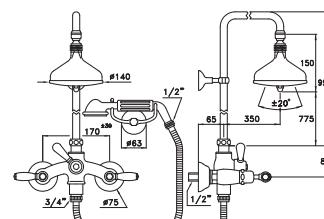
ITALICA 3284/33-140 - 1/2"

Gruppo doccia per installazione esterna a parete con tubo doccia, doccia mano e soffione Ø 140 mm

Exposed wall mounted shower mixer with rigid shower pipe, hand shower and shower head Ø 140 mm

Mélangeur de douche apparent à 2 sorties avec colonne, pomme de douche Ø 140 mm et douchette

	IL 02511	CR00	1350,00
CROMO- CHROME	IL 02511	CR00	1350,00
NICHEL-NICKEL	NI00		1952,00
NICHEL PVD- NICKEL PVD	PV02		2291,00
NICHEL SPAZ - NICKEL MATTE - NICKEL MAT	NI01		2050,00
OTTONE PVD - BRASS PVD - LAITON PVD	PV01		2291,00
ORO - GOLD - OR 24 CARATS	AU00		5305,00
ORO ROSA - ROSE GOLD- OR ROSE	AU02		3714,00
ARGENTO - SILVER - ARGENT	AG00		4728,00
BRONZO - BRONZE	BZ00		2291,00
BRONZO SCURO -DARK BRONZE - BRONZE NOIR	BZ01		2291,00



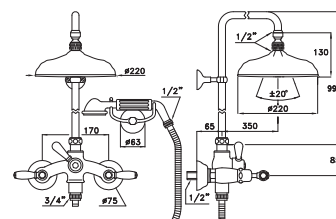
ITALICA 3284/33-220 - 1/2"

Gruppo doccia per installazione esterna a parete con tubo doccia, doccia mano e soffione Ø 220 mm

Exposed wall mounted shower mixer with rigid shower pipe, hand shower and shower head Ø 220 mm

Mélangeur de douche apparent à 2 sorties avec colonne, pomme de douche Ø 220 mm et douchette

	IL 02512	CR00	1402,00
CROMO- CHROME	IL 02512	CR00	1402,00
NICHEL-NICKEL	NI00		2020,00
NICHEL PVD- NICKEL PVD	PV02		2387,00
NICHEL SPAZ - NICKEL MATTE - NICKEL MAT	NI01		2121,00
OTTONE PVD - BRASS PVD - LAITON PVD	PV01		2387,00
ORO - GOLD - OR 24 CARATS	AU00		5108,00
ORO ROSA - ROSE GOLD- OR ROSE	AU02		3576,00
ARGENTO - SILVER - ARGENT	AG00		4570,00
BRONZO - BRONZE	BZ00		2387,00
BRONZO SCURO -DARK BRONZE - BRONZE NOIR	BZ01		2387,00



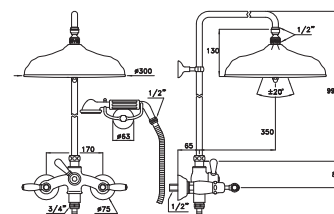
ITALICA 3284/33-300 - 1/2"

Gruppo doccia per installazione esterna a parete con tubo doccia, doccia mano e soffione Ø 300 mm

Exposed wall mounted shower mixer with rigid shower pipe, hand shower and shower head Ø 300 mm

Mélangeur de douche apparent à 2 sorties avec colonne, pomme de douche Ø 300 mm et douchette

	IL 02513	CR00	1743,00
CROMO- CHROME	IL 02513	CR00	1743,00
NICHEL-NICKEL	NI00		2495,00
NICHEL PVD- NICKEL PVD	PV02		2967,00
NICHEL SPAZ - NICKEL MATTE - NICKEL MAT	NI01		2620,00
OTTONE PVD - BRASS PVD - LAITON PVD	PV01		2967,00
ORO - GOLD - OR 24 CARATS	AU00		6270,00
ORO ROSA - ROSE GOLD- OR ROSE	AU02		4389,00
ARGENTO - SILVER - ARGENT	AG00		5616,00
BRONZO - BRONZE	BZ00		2967,00
BRONZO SCURO -DARK BRONZE - BRONZE NOIR	BZ01		2967,00





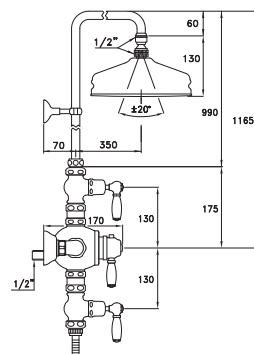
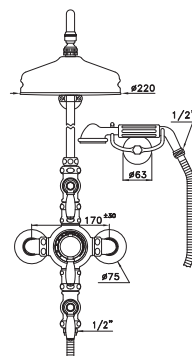
ITALICA IS3284/33-220 - 1/2"

Gruppo termostatico per vasca doccia esterno completo di doccetta 304 e soffione diam 220

Exposed thermostatic wall mounted shower mixer, with exposed rigid shower pipe and ball joint shower head ref. 314A diameter 220 mm and shower set ref. Italica 304

Mitigeur thermostatique douche apparent avec colonne et pomme de douche de 220mm et douchette mural 304

	IL 06100 CROO	2513,00
CROMO- CHROME	NI00	3343,00
NICHEL-NICKEL	PV02	4021,00
NICHEL PVD- NICKEL PVD	NI01	3494,00
NICHEL SPAZ - NICKEL MATTE - NICKEL MAT	PV01	4021,00
OTTONE PVD - BRASS PVD - LAITON PVD	AU00	8545,00
ORO - GOLD - OR 24 CARATS	AU02	6735,00
ORO ROSA - ROSE GOLD- OR ROSE	AG00	8143,00
ARGENTO - SILVER - ARGENT	BZ00	4021,00
BRONZO - BRONZE	BZ01	4021,00
BRONZO SCURO -DARK BRONZE - BRONZE NOIR		



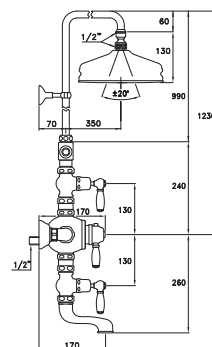
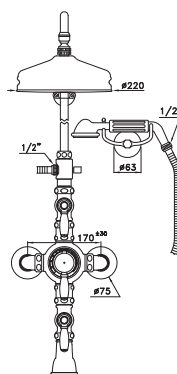
ITALICA IS3274/33-220 - 1/2"

Gruppo termostatico per vasca doccia esterno completo di bocca vasca, doccetta 304 e soffione diam 220. Deviatore automatico (pressione minima richiesta 0,5 bar)

Exposed thermostatic wall mounted shower/bath mixer, with exposed rigid shower pipe and ball joint shower head ref. 314A diameter 220 mm and shower set ref. Italica 304

Mitigeur thermostatique pour bain-douche apparent avec colonne et pomme de douche de 220mm, douchette mural 304

	IL 06150 CROO	2957,00
CROMO- CHROME	NI00	3933,00
NICHEL-NICKEL	PV02	4732,00
NICHEL PVD- NICKEL PVD	NI01	4111,00
NICHEL SPAZ - NICKEL MATTE - NICKEL MAT	PV01	4732,00
OTTONE PVD - BRASS PVD - LAITON PVD	AU00	10054,00
ORO - GOLD - OR 24 CARATS	AU02	7925,00
ORO ROSA - ROSE GOLD- OR ROSE	AG00	9581,00
ARGENTO - SILVER - ARGENT	BZ00	4732,00
BRONZO - BRONZE	BZ01	4732,00
BRONZO SCURO -DARK BRONZE - BRONZE NOIR		

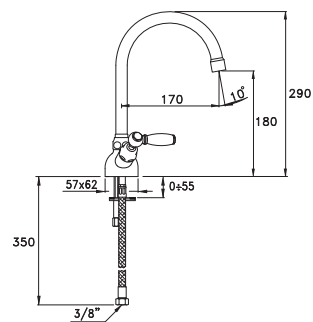


ITALICA 3230 - 1/2"

Gruppo per lavello monoforo, con bocca alta orientabile
 Single-hole sink mixer, with high swinging spout, aerator
 Mélangeur d'évier monotrou avec bec orientable



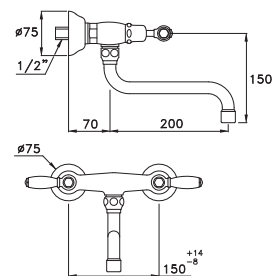
	IL 04000	CR00	314,00
CROMO- CHROME	IL 04000	CR00	314,00
NICHEL-NICKEL	NI00		414,00
NICHEL PVD- NICKEL PVD	PV02		464,00
NICHEL SPAZ - NICKEL MATTE - NICKEL MAT	NI01		435,00
OTTONE PVD - BRASS PVD - LAITON PVD	PV01		464,00
ORO - GOLD - OR 24 CARATS	AU00		1071,00
ORO ROSA - ROSE GOLD- OR ROSE	AU02		750,00
ARGENTO - SILVER - ARGENT	AG00		964,00
BRONZO - BRONZE	BZ00		464,00
BRONZO SCURO - DARK BRONZE - BRONZE NOIR	BZ01		464,00



ITALICA 3243/200- 1/2"

Gruppo per lavello, per installazione esterna a parete, bocca bassa orientabile lunghezza 200 mm
 Exposed wall mounted sink mixer, low swinging spout, length 200 mm
 Mélangeur d'évier mural apparent avec raccords muraux et bec orientable longueur 200 mm

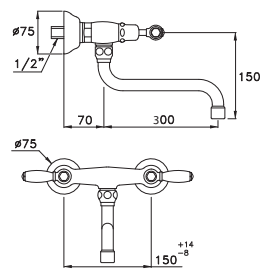
	IL 04001	CR00	341,00
CROMO- CHROME	IL 04001	CR00	341,00
NICHEL-NICKEL	NI00		449,00
NICHEL PVD- NICKEL PVD	PV02		532,00
NICHEL SPAZ - NICKEL MATTE - NICKEL MAT	NI01		471,00
OTTONE PVD - BRASS PVD - LAITON PVD	PV01		532,00
ORO - GOLD - OR 24 CARATS	AU00		906,00
ORO ROSA - ROSE GOLD- OR ROSE	AU02		635,00
ARGENTO - SILVER - ARGENT	AG00		812,00
BRONZO - BRONZE	BZ00		532,00
BRONZO SCURO - DARK BRONZE - BRONZE NOIR	BZ01		532,00



ITALICA 3243/300 - 1/2"

Gruppo per lavello, per installazione esterna a parete, bocca bassa orientabile lunghezza 300 mm
 Exposed wall mounted sink mixer, low swinging spout, length 300 mm
 Mélangeur d'évier mural apparent avec raccords muraux et bec orientable longueur 300 mm

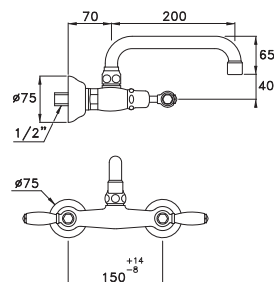
	IL 04002	CR00	364,00
CROMO- CHROME	IL 04002	CR00	364,00
NICHEL-NICKEL	NI00		472,00
NICHEL PVD- NICKEL PVD	PV02		559,00
NICHEL SPAZ - NICKEL MATTE - NICKEL MAT	NI01		496,00
OTTONE PVD - BRASS PVD - LAITON PVD	PV01		559,00
ORO - GOLD - OR 24 CARATS	AU00		914,00
ORO ROSA - ROSE GOLD- OR ROSE	AU02		640,00
ARGENTO - SILVER - ARGENT	AG00		831,00
BRONZO - BRONZE	BZ00		559,00
BRONZO SCURO - DARK BRONZE - BRONZE NOIR	BZ01		559,00



ITALICA 3245/200- 1/2"

Gruppo per lavello, per installazione esterna a parete, bocca alta orientabile lunghezza 200 mm
 Exposed wall mounted sink mixer, high swinging spout, length 200 mm
 Mélangeur d'évier mural apparent avec raccords muraux et bec orientable longueur 200 mm

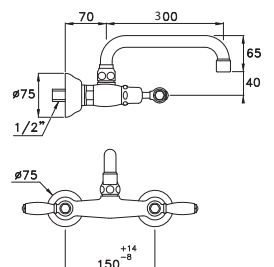
	IL 04006	CR00	341,00
CROMO- CHROME	IL 04006	CR00	341,00
NICHEL-NICKEL	NI00		449,00
NICHEL PVD- NICKEL PVD	PV02		532,00
NICHEL SPAZ - NICKEL MATTE - NICKEL MAT	NI01		471,00
OTTONE PVD - BRASS PVD - LAITON PVD	PV01		532,00
ORO - GOLD - OR 24 CARATS	AU00		906,00
ORO ROSA - ROSE GOLD- OR ROSE	AU02		635,00
ARGENTO - SILVER - ARGENT	AG00		812,00
BRONZO - BRONZE	BZ00		532,00
BRONZO SCURO - DARK BRONZE - BRONZE NOIR	BZ01		532,00



ITALICA 3245/300 - 1/2"

Gruppo per lavello, per installazione esterna a parete, bocca alta orientabile lunghezza 300 mm
 Exposed wall mounted sink mixer, high swinging spout, length 300 mm
 Mélangeur d'évier mural apparent avec raccords muraux et bec orientable longueur 300 mm

	IL 04007	CR00	364,00
CROMO- CHROME	IL 04007	CR00	364,00
NICHEL-NICKEL	NI00		472,00
NICHEL PVD- NICKEL PVD	PV02		559,00
NICHEL SPAZ - NICKEL MATTE - NICKEL MAT	NI01		496,00
OTTONE PVD - BRASS PVD - LAITON PVD	PV01		559,00
ORO - GOLD - OR 24 CARATS	AU00		914,00
ORO ROSA - ROSE GOLD- OR ROSE	AU02		640,00
ARGENTO - SILVER - ARGENT	AG00		831,00
BRONZO - BRONZE	BZ00		559,00
BRONZO SCURO - DARK BRONZE - BRONZE NOIR	BZ01		559,00





Completamenti

Completions

Compléments

0/3229 - 1/2"

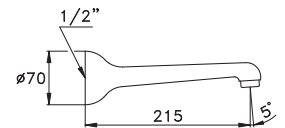
Bocca di erogazione a parete, attacco 1/2" lunghezza 215 mm

Wall mounted cast spout connection 1/2", length 215 mm

Bec mural fixe avec filetage femelle 1/2" longueur 215 mm



	UN	09001	CR00	151,00
CROMO- CHROME				
NICHEL-NICKEL			NI00	208,00
NICHEL PVD- NICKEL PVD			PV02	249,00
NICHEL SPAZ - NICKEL MATTE - NICKEL MAT			NI01	218,00
OTTONE PVD - BRASS PVD - LAITON PVD			PV01	249,00
ORO - GOLD - OR 24 CARATS			AU00	603,00
ORO ROSA - ROSE GOLD- OR ROSE			AU02	423,00
ARGENTO - SILVER - ARGENT			AG00	541,00
BRONZO - BRONZE			BZ00	249,00
BRONZO SCURO - DARK BRONZE - BRONZE NOIR			BZ01	249,00



863 - 1/2"

Bocca di erogazione a parete con rompigetto aeratore all'uscita e diametro tubo 18 mm (sporgenza da parete a centro uscita 200 mm)

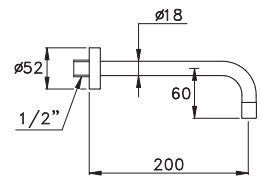
Wall mounted spout with aerator and spout diameter 18 mm

Projection from wall to outlet: 200 mm

Bec mural fixe diameter 18 mm avec mousseur Saille 200 mm



	UN	09002	CR00	136,00
CROMO- CHROME				
NICHEL-NICKEL			NI00	179,00
NICHEL PVD- NICKEL PVD			PV02	217,00
NICHEL SPAZ - NICKEL MATTE - NICKEL MAT			NI01	188,00
OTTONE PVD - BRASS PVD - LAITON PVD			PV01	217,00
ORO - GOLD - OR 24 CARATS			AU00	418,00
ORO ROSA - ROSE GOLD- OR ROSE			AU02	293,00
ARGENTO - SILVER - ARGENT			AG00	379,00
BRONZO - BRONZE			BZ00	217,00
BRONZO SCURO - DARK BRONZE - BRONZE NOIR			BZ01	217,00



863AR - 1/2"

Bocca di lunghezza uguale a 100, 300, 400 mm

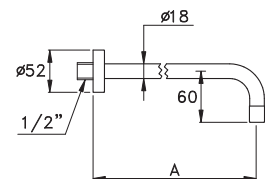
Per ordine far seguire al codice: /100, /300, /400

On request: projection of the spout of 100, 300, 400 mm

Bec longueur special à 100, 300, 400 mm

Pour ordre faire suivre le code usine de /100, /300, /400

	UN	09003	CR00	214,00
CROMO- CHROME				
NICHEL-NICKEL			NI00	263,00
NICHEL PVD- NICKEL PVD			PV02	317,00
NICHEL SPAZ - NICKEL MATTE - NICKEL MAT			NI01	276,00
OTTONE PVD - BRASS PVD - LAITON PVD			PV01	317,00
ORO - GOLD - OR 24 CARATS			AU00	541,00
ORO ROSA - ROSE GOLD- OR ROSE			AU02	379,00
ARGENTO - SILVER - ARGENT			AG00	481,00
BRONZO - BRONZE			BZ00	317,00
BRONZO SCURO - DARK BRONZE - BRONZE NOIR			BZ01	317,00



0/256

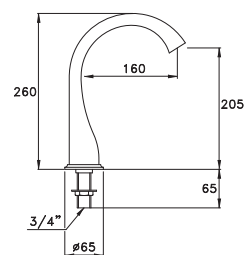
Bocca di erogazione

Bath spout

Bec haute à poser



	UN	09008	CR00	211,00
CROMO- CHROME				
NICHEL-NICKEL			NI00	281,00
NICHEL PVD- NICKEL PVD			PV02	338,00
NICHEL SPAZ - NICKEL MATTE - NICKEL MAT			NI01	294,00
OTTONE PVD - BRASS PVD - LAITON PVD			PV01	338,00
ORO - GOLD - OR 24 CARATS			AU00	718,00
ORO ROSA - ROSE GOLD- OR ROSE			AU02	566,00
ARGENTO - SILVER - ARGENT			AG00	684,00
BRONZO - BRONZE			BZ00	338,00
BRONZO SCURO - DARK BRONZE - BRONZE NOIR			BZ01	338,00



358

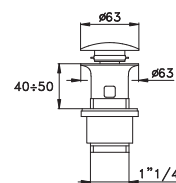
Scarico 1"1/4 per lavabo o bidet con apertura e chiusura del tappo a scatto con comando a pressione

Drain 1"1/4 for basin or bidet with spring-opening and closing with push control

Vidage pour lavabo ou bidet avec commande à pression, type "clic-clac"



	UN	09200	CR00	79,00
CROMO-CHROME				
NICHEL-NICKEL			NI00	110,00
NICHEL PVD- NICKEL PVD			PV02	134,00
NICHEL SPAZ - NICKEL MATTE - NICKEL MAT			NI01	116,00
OTTONE PVD - BRASS PVD - LAITON PVD			PV01	134,00
ORO - GOLD - OR 24 CARATS			AU00	277,00
ORO ROSA - ROSE GOLD- OR ROSE			AU02	194,00
ARGENTO - SILVER - ARGENT			AG00	249,00
BRONZO - BRONZE			BZ00	134,00
BRONZO SCURO -DARK BRONZE - BRONZE NOIR			BZ01	134,00



327S

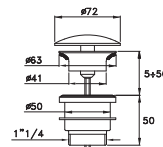
Piletta a griglia a scarico libero 1"1/4 per lavabo o bidet, con fissaggio a vite centrale e con coprigriglia

Free drain 1"1/4 for washbasin or bidet, central screw fastening

Vidage pour lavabo à écoulement libre avec porte clapet



	UN	09202	CR00	70,00
CROMO-CHROME				
NICHEL-NICKEL			NI00	85,00
NICHEL PVD- NICKEL PVD			PV02	101,00
NICHEL SPAZ - NICKEL MATTE - NICKEL MAT			NI01	90,00
OTTONE PVD - BRASS PVD - LAITON PVD			PV01	101,00
ORO - GOLD - OR 24 CARATS			AU00	179,00
ORO ROSA - ROSE GOLD- OR ROSE			AU02	126,00
ARGENTO - SILVER - ARGENT			AG00	155,00
BRONZO - BRONZE			BZ00	101,00
BRONZO SCURO -DARK BRONZE - BRONZE NOIR			BZ01	101,00



355DG

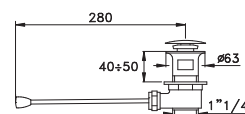
Scarico a salterello 1"1/4 girevole per lavabo e bidet, con comando a leva bassa orizzontale e tappo

Turning pop-up waste 1"1/4 for basin and bidet with low horizontal control lever

Vidage orientable 1" 1/4 pour lavabo ou bidet avec commande à levier et couvre clapet



	UN	09201	CR00	133,00
CROMO-CHROME				
NICHEL-NICKEL			NI00	179,00
NICHEL PVD- NICKEL PVD			PV02	225,00
NICHEL SPAZ - NICKEL MATTE - NICKEL MAT			NI01	188,00
OTTONE PVD - BRASS PVD - LAITON PVD			PV01	225,00
ORO - GOLD - OR 24 CARATS			AU00	472,00
ORO ROSA - ROSE GOLD- OR ROSE			AU02	331,00
ARGENTO - SILVER - ARGENT			AG00	411,00
BRONZO - BRONZE			BZ00	225,00
BRONZO SCURO -DARK BRONZE - BRONZE NOIR			BZ01	225,00



746

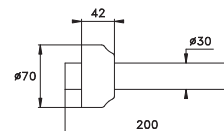
Tubo diritto di uscita da parete Ø 30 mm, completo di rosone

Straight pipe diameter 30 mm with rosette

Tube de chasse droit Ø 30 mm



	UN	09404	CR00	31,00
CROMO-CHROME				
NICHEL-NICKEL			NI00	40,00
NICHEL PVD- NICKEL PVD			PV02	55,00
NICHEL SPAZ - NICKEL MATTE - NICKEL MAT			NI01	42,00
OTTONE PVD - BRASS PVD - LAITON PVD			PV01	55,00
ORO - GOLD - OR 24 CARATS			AU00	274,00
ORO ROSA - ROSE GOLD- OR ROSE			AU02	192,00
ARGENTO - SILVER - ARGENT			AG00	249,00
BRONZO - BRONZE			BZ00	55,00
BRONZO SCURO -DARK BRONZE - BRONZE NOIR			BZ01	55,00



461T

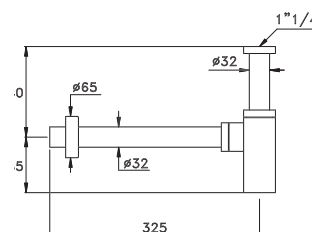
Sifone a "bottiglia"; profilo tondo

Round bottle trap

Siphon bouteille rond



	UN	09402	CR00	125,00
CROMO-CHROME				
NICHEL-NICKEL			NI00	167,00
NICHEL PVD- NICKEL PVD			PV02	200,00
NICHEL SPAZ - NICKEL MATTE - NICKEL MAT			NI01	174,00
OTTONE PVD - BRASS PVD - LAITON PVD			PV01	200,00
ORO - GOLD - OR 24 CARATS			AU00	425,00
ORO ROSA - ROSE GOLD- OR ROSE			AU02	335,00
ARGENTO - SILVER - ARGENT			AG00	405,00
BRONZO - BRONZE			BZ00	200,00
BRONZO SCURO -DARK BRONZE - BRONZE NOIR			BZ01	200,00



Docce

Shower

Douches



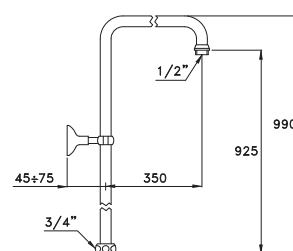
301

Tubo doccia rigido

Rigid shower pipe

Colonne de douche apparente

	UN	03200	CR00	219,00
CROMO- CHROME				
NICHEL-NICKEL		NI00		292,00
NICHEL PVD- NICKEL PVD		PV02		351,00
NICHEL SPAZ - NICKEL MATTE - NICKEL MAT		NI01		305,00
OTTONE PVD - BRASS PVD - LAITON PVD		PV01		351,00
ORO - GOLD - OR 24 CARATS		AU00		745,00
ORO ROSA - ROSE GOLD- OR ROSE		AU02		587,00
ARGENTO - SILVER - ARGENT		AG00		710,00
BRONZO - BRONZE		BZ00		351,00
BRONZO SCURO -DARK BRONZE - BRONZE NOIR		BZ01		351,00



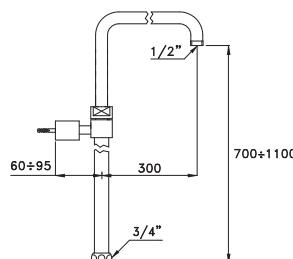
301TB

Tubo doccia Telescopico (altezza regolabile 70-110 cm)

Telescopic Shower pipe (adjustable height 70-110 cm)

Colonne réglable de douche apparent (70 à 110 cm)

	UN	03201	CR00	348,00
CROMO- CHROME				
NICHEL-NICKEL		NI00		463,00
NICHEL PVD- NICKEL PVD		PV02		557,00
NICHEL SPAZ - NICKEL MATTE - NICKEL MAT		NI01		484,00
OTTONE PVD - BRASS PVD - LAITON PVD		PV01		557,00
ORO - GOLD - OR 24 CARATS		AU00		1184,00
ORO ROSA - ROSE GOLD- OR ROSE		AU02		933,00
ARGENTO - SILVER - ARGENT		AG00		1128,00
BRONZO - BRONZE		BZ00		557,00
BRONZO SCURO -DARK BRONZE - BRONZE NOIR		BZ01		557,00



C301

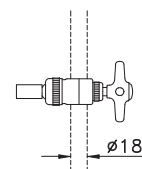
Supporto scorrevole per doccetta per tubo doccia rigido mod 301

Hand shower sliding support for rigid shower pipe 301

Support pour douchette pour colonne model 301



	IT	09150	CR00	136,00
CROMO- CHROME				
NICHEL-NICKEL		NI00		181,00
NICHEL PVD- NICKEL PVD		PV02		218,00
NICHEL SPAZ - NICKEL MATTE - NICKEL MAT		NI01		190,00
OTTONE PVD - BRASS PVD - LAITON PVD		PV01		218,00
ORO - GOLD - OR 24 CARATS		AU00		463,00
ORO ROSA - ROSE GOLD- OR ROSE		AU02		365,00
ARGENTO - SILVER - ARGENT		AG00		441,00
BRONZO - BRONZE		BZ00		218,00
BRONZO SCURO -DARK BRONZE - BRONZE NOIR		BZ01		218,00



303

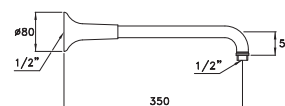
Braccio doccia

Shower arm

Bras de douche



	UN	03203	CR00	121,00
CROMO- CHROME				
NICHEL-NICKEL		NI00		161,00
NICHEL PVD- NICKEL PVD		PV02		194,00
NICHEL SPAZ - NICKEL MATTE - NICKEL MAT		NI01		169,00
OTTONE PVD - BRASS PVD - LAITON PVD		PV01		194,00
ORO - GOLD - OR 24 CARATS		AU00		412,00
ORO ROSA - ROSE GOLD- OR ROSE		AU02		325,00
ARGENTO - SILVER - ARGENT		AG00		393,00
BRONZO - BRONZE		BZ00		194,00
BRONZO SCURO -DARK BRONZE - BRONZE NOIR		BZ01		194,00



303BIS


Braccio doccia

Shower arm

Bras de douche



	UN 03204 CR00	114,00
CROMO- CHROME		
NICHEL-NICKEL	NI00	152,00
NICHEL PVD- NICKEL PVD	PV02	183,00
NICHEL SPAZ - NICKEL MATTE - NICKEL MAT	NI01	159,00
OTTONE PVD - BRASS PVD - LAITON PVD	PV01	183,00
ORO - GOLD - OR 24 CARATS	AU00	388,00
ORO ROSA - ROSE GOLD- OR ROSE	AU02	306,00
ARGENTO - SILVER - ARGENT	AG00	370,00
BRONZO - BRONZE	BZ00	183,00
BRONZO SCURO -DARK BRONZE - BRONZE NOIR	BZ01	183,00



303L

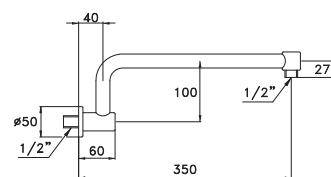
Braccio doccia

Shower arm

Bras de douche



	UN 03205 CR00	147,00
CROMO- CHROME		
NICHEL-NICKEL	NI00	196,00
NICHEL PVD- NICKEL PVD	PV02	236,00
NICHEL SPAZ - NICKEL MATTE - NICKEL MAT	NI01	205,00
OTTONE PVD - BRASS PVD - LAITON PVD	PV01	236,00
ORO - GOLD - OR 24 CARATS	AU00	500,00
ORO ROSA - ROSE GOLD- OR ROSE	AU02	394,00
ARGENTO - SILVER - ARGENT	AG00	477,00
BRONZO - BRONZE	BZ00	236,00
BRONZO SCURO -DARK BRONZE - BRONZE NOIR	BZ01	236,00



311

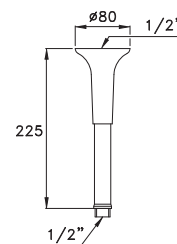
Braccio doccia da soffitto

Ceiling mounted shower arm

Bras de douche de plafond



	UN 03206 CR00	121,00
CROMO- CHROME		
NICHEL-NICKEL	NI00	161,00
NICHEL PVD- NICKEL PVD	PV02	194,00
NICHEL SPAZ - NICKEL MATTE - NICKEL MAT	NI01	169,00
OTTONE PVD - BRASS PVD - LAITON PVD	PV01	194,00
ORO - GOLD - OR 24 CARATS	AU00	412,00
ORO ROSA - ROSE GOLD- OR ROSE	AU02	325,00
ARGENTO - SILVER - ARGENT	AG00	393,00
BRONZO - BRONZE	BZ00	194,00
BRONZO SCURO -DARK BRONZE - BRONZE NOIR	BZ01	194,00



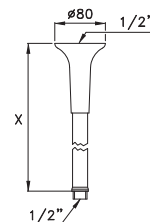
311AR

Braccio doccia da soffitto, lunghezza a richiesta

Ceiling mounted shower arm, lenght on request

Bras de douche de plafond, longueur sur demande

	UN 03207 CR00	151,00
CROMO- CHROME		
NICHEL-NICKEL	NI00	201,00
NICHEL PVD- NICKEL PVD	PV02	242,00
NICHEL SPAZ - NICKEL MATTE - NICKEL MAT	NI01	210,00
OTTONE PVD - BRASS PVD - LAITON PVD	PV01	242,00
ORO - GOLD - OR 24 CARATS	AU00	514,00
ORO ROSA - ROSE GOLD- OR ROSE	AU02	405,00
ARGENTO - SILVER - ARGENT	AG00	490,00
BRONZO - BRONZE	BZ00	242,00
BRONZO SCURO -DARK BRONZE - BRONZE NOIR	BZ01	242,00



303TER313A

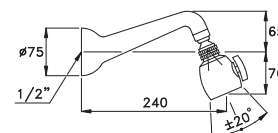
Braccio doccia modello pesante, completo di soffione a due getti art. 313A, orientabile con raccordo a snodo sferico

Shower arm, heavy duty, 2-stream shower head ref. 313A, directional with ball joint union

Bras et pomme de douche à rotule à 2 jets réf. 313A



	UN 03308 CR00	216,00
CROMO- CHROME		
NICHEL-NICKEL	NI00	288,00
NICHEL PVD- NICKEL PVD	PV02	346,00
NICHEL SPAZ - NICKEL MATTE - NICKEL MAT	NI01	301,00
OTTONE PVD - BRASS PVD - LAITON PVD	PV01	346,00
ORO - GOLD - OR 24 CARATS	AU00	735,00
ORO ROSA - ROSE GOLD- OR ROSE	AU02	579,00
ARGENTO - SILVER - ARGENT	AG00	700,00
BRONZO - BRONZE	BZ00	346,00
BRONZO SCURO -DARK BRONZE - BRONZE NOIR	BZ01	346,00



313A

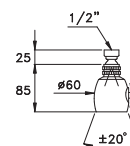
Soffione a due getti orientabile con raccordo a snodo sferico

2-stream directional shower head with ball-joint union

Pomme de douche à rotule, à 2 jets



	UN	CR00	146,00
CROMO- CHROME	UN	03004 CR00	146,00
NICHEL-NICKEL		NI00	195,00
NICHEL PVD- NICKEL PVD		PV02	234,00
NICHEL SPAZ - NICKEL MATTE - NICKEL MAT		NI01	203,00
OTTONE PVD - BRASS PVD - LAITON PVD		PV01	234,00
ORO - GOLD - OR 24 CARATS		AU00	497,00
ORO ROSA - ROSE GOLD- OR ROSE		AU02	392,00
ARGENTO - SILVER - ARGENT		AG00	474,00
BRONZO - BRONZE		BZ00	234,00
BRONZO SCURO -DARK BRONZE - BRONZE NOIR		BZ01	234,00



314A-90

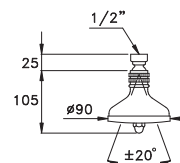
Soffione a pioggia orientabile art. 314A - Ø 90 mm, sistema anticalcare

Shower head ref.314A diameter 90 mm, anti-limescale system

Pomme à rotule orientable ref.314A Ø 90 mm avec picots et système anticalcaire



	UN	CR00	171,00
CROMO- CHROME	UN	03000 CR00	171,00
NICHEL-NICKEL		NI00	233,00
NICHEL PVD- NICKEL PVD		PV02	278,00
NICHEL SPAZ - NICKEL MATTE - NICKEL MAT		NI01	245,00
OTTONE PVD - BRASS PVD - LAITON PVD		PV01	278,00
ORO - GOLD - OR 24 CARATS		AU00	750,00
ORO ROSA - ROSE GOLD- OR ROSE		AU02	525,00
ARGENTO - SILVER - ARGENT		AG00	657,00
BRONZO - BRONZE		BZ00	278,00
BRONZO SCURO -DARK BRONZE - BRONZE NOIR		BZ01	278,00



314A-140

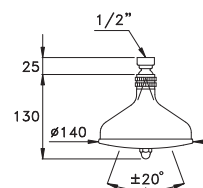
Soffione a pioggia orientabile art. 314A - Ø 140 mm, sistema anticalcare

Shower head ref.314A diameter 140 mm, anti-limescale system

Pomme à rotule orientable ref.314A Ø 140 mm avec picots et système anticalcaire



	UN	CR00	332,00
CROMO- CHROME	UN	03001 CR00	332,00
NICHEL-NICKEL		NI00	472,00
NICHEL PVD- NICKEL PVD		PV02	572,00
NICHEL SPAZ - NICKEL MATTE - NICKEL MAT		NI01	496,00
OTTONE PVD - BRASS PVD - LAITON PVD		PV01	572,00
ORO - GOLD - OR 24 CARATS		AU00	1274,00
ORO ROSA - ROSE GOLD- OR ROSE		AU02	892,00
ARGENTO - SILVER - ARGENT		AG00	1123,00
BRONZO - BRONZE		BZ00	572,00
BRONZO SCURO -DARK BRONZE - BRONZE NOIR		BZ01	572,00



314A-220

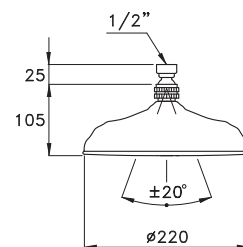
Soffione a pioggia orientabile art. 314A - Ø 220 mm, sistema anticalcare con pressione acqua

Shower head ref.314A diameter 220 mm with anti-limescale system and distribution cartidge

Pomme à rotule orientable ref.314A Ø 220 mm avec picots et système anticalcaire et cartouche de distribution



	UN	CR00	383,00
CROMO- CHROME	UN	03002 CR00	383,00
NICHEL-NICKEL		NI00	532,00
NICHEL PVD- NICKEL PVD		PV02	651,00
NICHEL SPAZ - NICKEL MATTE - NICKEL MAT		NI01	559,00
OTTONE PVD - BRASS PVD - LAITON PVD		PV01	651,00
ORO - GOLD - OR 24 CARATS		AU00	1504,00
ORO ROSA - ROSE GOLD- OR ROSE		AU02	1053,00
ARGENTO - SILVER - ARGENT		AG00	1327,00
BRONZO - BRONZE		BZ00	651,00
BRONZO SCURO -DARK BRONZE - BRONZE NOIR		BZ01	651,00



314A-300

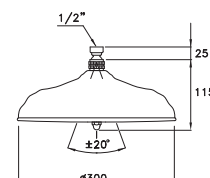
Soffione a pioggia orientabile art. 314A - Ø 300 mm, sistema anticalcare con pressione acqua

Shower head ref.314A diameter 300 mm with anti-limescale system and distribution cartidge

Pomme à rotule orientable ref.314A Ø 300 mm vec picots et système anticalcaire et cartouche de distribution



	UN	CR00	726,00
CROMO- CHROME	UN	03003 CR00	726,00
NICHEL-NICKEL		NI00	1009,00
NICHEL PVD- NICKEL PVD		PV02	1232,00
NICHEL SPAZ - NICKEL MATTE - NICKEL MAT		NI01	1059,00
OTTONE PVD - BRASS PVD - LAITON PVD		PV01	1232,00
ORO - GOLD - OR 24 CARATS		AU00	2463,00
ORO ROSA - ROSE GOLD- OR ROSE		AU02	1725,00
ARGENTO - SILVER - ARGENT		AG00	2216,00
BRONZO - BRONZE		BZ00	1232,00
BRONZO SCURO -DARK BRONZE - BRONZE NOIR		BZ01	1232,00



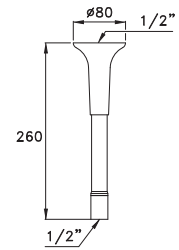
399

Braccio doccia da soffitto per 299 e 299bis

Ceiling mounted shower arm 299 and 299bis

Bras de douche de plafond pour 299 et 299bis

	UN	03220	CR00	121,00
CROMO-CHROME				
NICHEL-NICKEL			NI00	161,00
NICHEL PVD- NICKEL PVD			PV02	194,00
NICHEL SPAZ - NICKEL MATTE - NICKEL MAT			NI01	169,00
OTTONE PVD - BRASS PVD - LAITON PVD			PV01	194,00
ORO - GOLD - OR 24 CARATS			AU00	412,00
ORO ROSA - ROSE GOLD- OR ROSE			AU02	325,00
ARGENTO - SILVER - ARGENT			AG00	393,00
BRONZO - BRONZE			BZ00	194,00
BRONZO SCURO - DARK BRONZE - BRONZE NOIR			BZ01	194,00



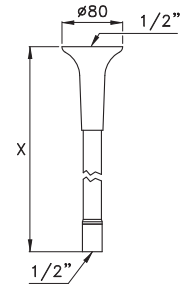
399AR

Braccio doccia da soffitto per 299 e 299bis, lunghezza a richiesta

Ceiling mounted shower arm 299 and 299bis, length on request

Bras de douche de plafond pour 299 et 299bis, longueur sur demande

	UN	03221	CR00	151,00
CROMO-CHROME				
NICHEL-NICKEL			NI00	201,00
NICHEL PVD- NICKEL PVD			PV02	242,00
NICHEL SPAZ - NICKEL MATTE - NICKEL MAT			NI01	210,00
OTTONE PVD - BRASS PVD - LAITON PVD			PV01	242,00
ORO - GOLD - OR 24 CARATS			AU00	514,00
ORO ROSA - ROSE GOLD- OR ROSE			AU02	405,00
ARGENTO - SILVER - ARGENT			AG00	490,00
BRONZO - BRONZE			BZ00	242,00
BRONZO SCURO - DARK BRONZE - BRONZE NOIR			BZ01	242,00



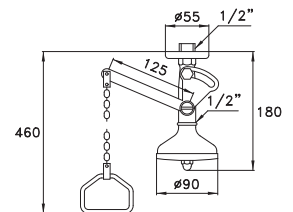
299-Ø 90

Rubinetto per doccia a chiusura automatica a molla non ritardata con soffione a pioggia art. 314 Ø 90mm

Shower tap, automatic non-delayed spring closing, with shower head ref. 314A Ø 90

Pomme de douche commandé par chaîne, à fermeture automatique non temporisée, avec pomme de douche fixe Ø 90mm

	UN	03010	CR00	1388,00
CROMO-CHROME				
NICHEL-NICKEL			NI00	1615,00
NICHEL PVD- NICKEL PVD			PV02	1831,00
NICHEL SPAZ - NICKEL MATTE - NICKEL MAT			NI01	1638,00
OTTONE PVD - BRASS PVD - LAITON PVD			PV01	1831,00
ORO - GOLD - OR 24 CARATS			AU00	2584,00
ORO ROSA - ROSE GOLD- OR ROSE			AU02	1809,00
ARGENTO - SILVER - ARGENT			AG00	2413,00
BRONZO - BRONZE			BZ00	1831,00
BRONZO SCURO - DARK BRONZE - BRONZE NOIR			BZ01	1831,00



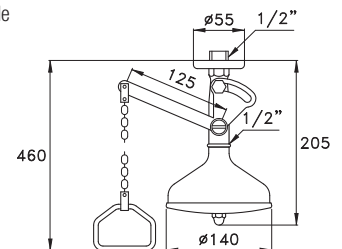
299-Ø 140

Rubinetto per doccia a chiusura automatica a molla non ritardata con soffione a pioggia art. 314 Ø 140mm

Shower tap, automatic non-delayed spring closing, with shower head ref. 314A Ø 140

Pomme de douche commandé par chaîne, à fermeture automatique non temporisée, avec pomme de douche fixe Ø140 mm

	UN	03011	CR00	1530,00
CROMO-CHROME				
NICHEL-NICKEL			NI00	1825,00
NICHEL PVD- NICKEL PVD			PV02	1976,00
NICHEL SPAZ - NICKEL MATTE - NICKEL MAT			NI01	1858,00
OTTONE PVD - BRASS PVD - LAITON PVD			PV01	1976,00
ORO - GOLD - OR 24 CARATS			AU00	2945,00
ORO ROSA - ROSE GOLD- OR ROSE			AU02	2262,00
ARGENTO - SILVER - ARGENT			AG00	2832,00
BRONZO - BRONZE			BZ00	1976,00
BRONZO SCURO - DARK BRONZE - BRONZE NOIR			BZ01	1976,00



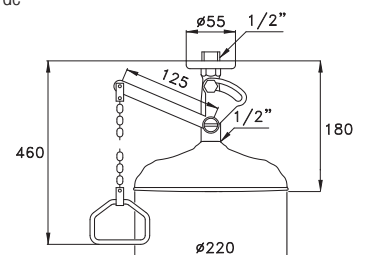
299-Ø 220

Rubinetto per doccia a chiusura automatica a molla non ritardata con soffione a pioggia art. 314 Ø 220mm

Shower tap, automatic non-delayed spring closing, with shower head ref. 314A Ø 220

Pomme de douche commandé par chaîne, à fermeture automatique non temporisée, avec pomme de douche fixe Ø 220

	UN	03012	CR00	1624,00
CROMO-CHROME				
NICHEL-NICKEL			NI00	1947,00
NICHEL PVD- NICKEL PVD			PV02	2222,00
NICHEL SPAZ - NICKEL MATTE - NICKEL MAT			NI01	1989,00
OTTONE PVD - BRASS PVD - LAITON PVD			PV01	2222,00
ORO - GOLD - OR 24 CARATS			AU00	3325,00
ORO ROSA - ROSE GOLD- OR ROSE			AU02	2328,00
ARGENTO - SILVER - ARGENT			AG00	3168,00
BRONZO - BRONZE			BZ00	2222,00
BRONZO SCURO - DARK BRONZE - BRONZE NOIR			BZ01	2222,00



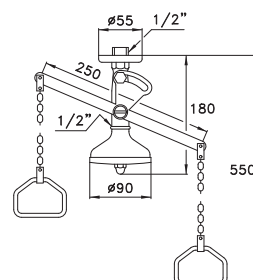
299BIS-Ø 90

Rubinetto per doccia a chiusura comandata con soffione a pioggia art. 314 Ø 314A-90

Shower tap, controlled shut off, with shower head ref. 314A Ø 90

Pomme de douche Ø 90mm commandé par chaîne, à fermeture manuelle non automatique non temporise.

	UN 03013	CR00	1590,00
CROMO- CHROME			
NICHEL-NICKEL		NI00	1893,00
NICHEL PVD- NICKEL PVD		PV02	2328,00
NICHEL SPAZ - NICKEL MATTE - NICKEL MAT		NI01	1946,00
OTTONE PVD - BRASS PVD - LAITON PVD		PV01	2328,00
ORO - GOLD - OR 24 CARATS		AU00	3384,00
ORO ROSA - ROSE GOLD- OR ROSE		AU02	2369,00
ARGENTO - SILVER - ARGENT		AG00	3143,00
BRONZO - BRONZE		BZ00	2328,00
BRONZO SCURO -DARK BRONZE - BRONZE NOIR		BZ01	2328,00



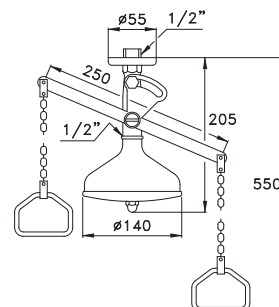
299BIS-Ø 140

Rubinetto per doccia a chiusura comandata con soffione a pioggia art. 314 Ø 314A 140mm

Shower tap, controlled shut off, with shower head ref. 314A Ø 140mm

Pomme de douche Ø 140mm commandé par chaîne, à fermeture manuelle non automatique non temporise.

	UN 03014	CR00	1731,00
CROMO- CHROME			
NICHEL-NICKEL		NI00	2135,00
NICHEL PVD- NICKEL PVD		PV02	2505,00
NICHEL SPAZ - NICKEL MATTE - NICKEL MAT		NI01	2200,00
OTTONE PVD - BRASS PVD - LAITON PVD		PV01	2505,00
ORO - GOLD - OR 24 CARATS		AU00	3803,00
ORO ROSA - ROSE GOLD- OR ROSE		AU02	2662,00
ARGENTO - SILVER - ARGENT		AG00	3621,00
BRONZO - BRONZE		BZ00	2505,00
BRONZO SCURO -DARK BRONZE - BRONZE NOIR		BZ01	2505,00



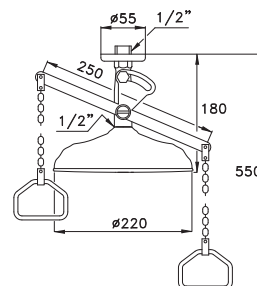
299BIS-Ø 220

Rubinetto per doccia a chiusura comandata con soffione a pioggia art. 314A Ø 220mm

Shower tap, controlled shut off, with shower head ref. 314A Ø 220

Pomme de douche Ø 220 mm commandé par chaîne, à fermeture manuelle non automatique non temporise.

	UN 03015	CR00	1825,00
CROMO- CHROME			
NICHEL-NICKEL		NI00	2245,00
NICHEL PVD- NICKEL PVD		PV02	2742,00
NICHEL SPAZ - NICKEL MATTE - NICKEL MAT		NI01	2318,00
OTTONE PVD - BRASS PVD - LAITON PVD		PV01	2742,00
ORO - GOLD - OR 24 CARATS		AU00	4170,00
ORO ROSA - ROSE GOLD- OR ROSE		AU02	2919,00
ARGENTO - SILVER - ARGENT		AG00	3943,00
BRONZO - BRONZE		BZ00	2742,00
BRONZO SCURO -DARK BRONZE - BRONZE NOIR		BZ01	2742,00



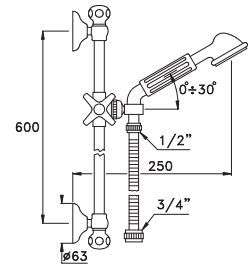


ITALICA 302

Doccia a mano con asta a parete
Shower hand-held, dual use, wall mounted slider bar, sliding jointed support

Ensemble de douche sur barre

	IT	03100	CR00	348,00
CROMO-CHROME				
NICHEL-NICKEL			NI00	534,00
NICHEL PVD- NICKEL PVD			PV02	588,00
NICHEL SPAZ - NICKEL MATTE - NICKEL MAT			NI01	561,00
OTTONE PVD - BRASS PVD - LAITON PVD			PV01	588,00
ORO - GOLD - OR 24 CARATS			AU00	1297,00
ORO ROSA - ROSE GOLD- OR ROSE			AU02	908,00
ARGENTO - SILVER - ARGENT			AG00	1135,00
BRONZO - BRONZE			BZ00	588,00
BRONZO SCURO -DARK BRONZE - BRONZE NOIR			BZ01	588,00



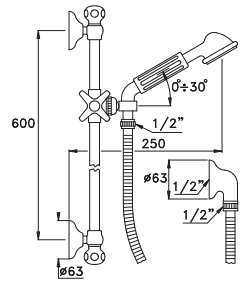
ITALICA 302A

Doccia a mano con asta a parete e presa alimentazione

Shower hand, dual use, wall mounted slider bar and wall mounted intake, sliding jointed support

Ensemble de douche sur barre avec douchette et barre avec coude d'alimentation

	IT	03103	CR00	370,00
CROMO-CHROME				
NICHEL-NICKEL			NI00	579,00
NICHEL PVD- NICKEL PVD			PV02	634,00
NICHEL SPAZ - NICKEL MATTE - NICKEL MAT			NI01	608,00
OTTONE PVD - BRASS PVD - LAITON PVD			PV01	634,00
ORO - GOLD - OR 24 CARATS			AU00	1510,00
ORO ROSA - ROSE GOLD- OR ROSE			AU02	1057,00
ARGENTO - SILVER - ARGENT			AG00	1234,00
BRONZO - BRONZE			BZ00	634,00
BRONZO SCURO -DARK BRONZE - BRONZE NOIR			BZ01	634,00



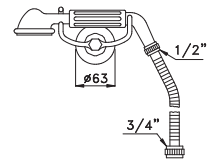
ITALICA 304

Doccia a mano con supporto fisso a parete

Hand spray head with wall bracket

Ensemble de douche avec crochet mural fixe avec douchette

	IT	03106	CR00	203,00
CROMO-CHROME				
NICHEL-NICKEL			NI00	310,00
NICHEL PVD- NICKEL PVD			PV02	357,00
NICHEL SPAZ - NICKEL MATTE - NICKEL MAT			NI01	326,00
OTTONE PVD - BRASS PVD - LAITON PVD			PV01	357,00
ORO - GOLD - OR 24 CARATS			AU00	780,00
ORO ROSA - ROSE GOLD- OR ROSE			AU02	546,00
ARGENTO - SILVER - ARGENT			AG00	687,00
BRONZO - BRONZE			BZ00	357,00
BRONZO SCURO -DARK BRONZE - BRONZE NOIR			BZ01	357,00



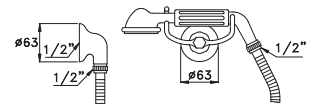
ITALICA 304A

Doccia a mano con supporto fisso a parete e presa alimentazione

Hand spray head with wall mounted support and intake

Ensemble de douche avec coude d'alimentation

	IT	03109	CR00	233,00
CROMO-CHROME				
NICHEL-NICKEL			NI00	348,00
NICHEL PVD- NICKEL PVD			PV02	402,00
NICHEL SPAZ - NICKEL MATTE - NICKEL MAT			NI01	365,00
OTTONE PVD - BRASS PVD - LAITON PVD			PV01	402,00
ORO - GOLD - OR 24 CARATS			AU00	880,00
ORO ROSA - ROSE GOLD- OR ROSE			AU02	616,00
ARGENTO - SILVER - ARGENT			AG00	772,00
BRONZO - BRONZE			BZ00	402,00
BRONZO SCURO -DARK BRONZE - BRONZE NOIR			BZ01	402,00



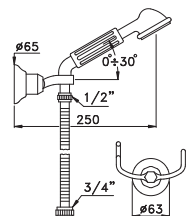
ITALICA 305

Doccia a mano doppio uso completa di aggancio fisso e supporto alto orientabile a parete

Hand spray head, dual use, fixed bracket and upper directional wall-bracket

Ensemble de douche avec crochet fixe et crochet à rotule

	IT	03112	CR00	256,00
CROMO-CHROME				
NICHEL-NICKEL			NI00	387,00
NICHEL PVD- NICKEL PVD			PV02	449,00
NICHEL SPAZ - NICKEL MATTE - NICKEL MAT			NI01	406,00
OTTONE PVD - BRASS PVD - LAITON PVD			PV01	449,00
ORO - GOLD - OR 24 CARATS			AU00	974,00
ORO ROSA - ROSE GOLD- OR ROSE			AU02	682,00
ARGENTO - SILVER - ARGENT			AG00	865,00
BRONZO - BRONZE			BZ00	449,00
BRONZO SCURO -DARK BRONZE - BRONZE NOIR			BZ01	449,00



ITALICA 305A

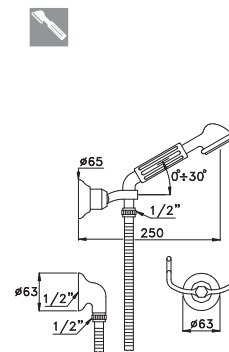
Doccia a mano doppio uso, presa alimentazione a parete.

Hand spray head, dual use and wall mounted intake, fixed bracket and upper directional wall-bracket.

Ensemble de douche avec coude d'alimentation, crochet fixe et crochet à rotule



CROMO- CHROME	IT 03115 CROO	287,00
NICHEL-NICKEL	NI00	424,00
NICHEL PVD- NICKEL PVD	PV02	486,00
NICHEL SPAZ - NICKEL MATTE - NICKEL MAT	NI01	445,00
OTTONE PVD - BRASS PVD - LAITON PVD	PV01	486,00
ORO - GOLD - OR 24 CARATS	AU00	1072,00
ORO ROSA - ROSE GOLD- OR ROSE	AU02	751,00
ARGENTO - SILVER - ARGENT	AG00	949,00
BRONZO - BRONZE	BZ00	486,00
BRONZO SCURO -DARK BRONZE - BRONZE NOIR	BZ01	486,00



308

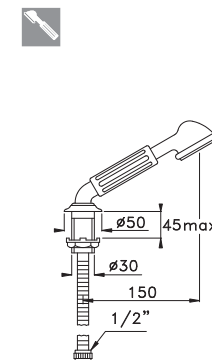
Doccia a mano per installazione bordo vasca.

Hand spray head for bath deck mounting.

Ensemble de douche avec coulisseau



CROMO- CHROME	RM 03119 CROO	225,00
NICHEL-NICKEL	NI00	325,00
NICHEL PVD- NICKEL PVD	PV02	370,00
NICHEL SPAZ - NICKEL MATTE - NICKEL MAT	NI01	341,00
OTTONE PVD - BRASS PVD - LAITON PVD	PV01	370,00
ORO - GOLD - OR 24 CARATS	AU00	795,00
ORO ROSA - ROSE GOLD- OR ROSE	AU02	557,00
ARGENTO - SILVER - ARGENT	AG00	702,00
BRONZO - BRONZE	BZ00	370,00
BRONZO SCURO -DARK BRONZE - BRONZE NOIR	BZ01	370,00



ITALICA 309AT

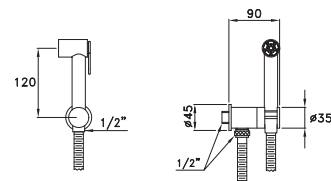
Doccia a mano modello Shut-Off in ottone, leva con ritorno automatico e supporto con presa acqua integrata e valvola sicurezza

Hand shower shut-off, lever with automatic return, support and water inlet

Douchette en laiton Shut-Off avec manette de retour automatique, support avec coude d'alimentation, dispositif de sécurité et flexible



CROMO- CHROME	IT 03124 CROO	299,00
NICHEL-NICKEL	NI00	407,00
NICHEL PVD- NICKEL PVD	PV02	494,00
NICHEL SPAZ - NICKEL MATTE - NICKEL MAT	NI01	427,00
OTTONE PVD - BRASS PVD - LAITON PVD	PV01	494,00
ORO - GOLD - OR 24 CARATS	AU00	1016,00
ORO ROSA - ROSE GOLD- OR ROSE	AU02	712,00
ARGENTO - SILVER - ARGENT	AG00	905,00
BRONZO - BRONZE	BZ00	494,00
BRONZO SCURO -DARK BRONZE - BRONZE NOIR	BZ01	494,00



ITALICA 309T

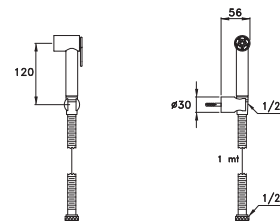
Doccia a mano modello Shut-Off in ottone, leva con ritorno automatico, supporto fisso e flessibile

Hand shower shut-off, lever with automatic return and support with integrated water inlet

Douchette en laiton Shut-Off avec manette de retour automatique, support fixe et flexible



CROMO- CHROME	UN 03125 CROO	195,00
NICHEL-NICKEL	NI00	260,00
NICHEL PVD- NICKEL PVD	PV02	312,00
NICHEL SPAZ - NICKEL MATTE - NICKEL MAT	NI01	272,00
OTTONE PVD - BRASS PVD - LAITON PVD	PV01	312,00
ORO - GOLD - OR 24 CARATS	AU00	663,00
ORO ROSA - ROSE GOLD- OR ROSE	AU02	523,00
ARGENTO - SILVER - ARGENT	AG00	632,00
BRONZO - BRONZE	BZ00	312,00
BRONZO SCURO -DARK BRONZE - BRONZE NOIR	BZ01	312,00



ITALICA 3194

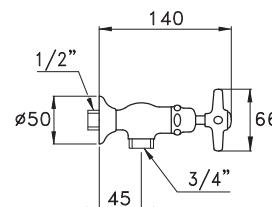
Rubinetto di erogazione a parete

Wall mounted mixer

Robinet simple mural



CROMO- CHROME	IT 04003 CROO	99,00
NICHEL-NICKEL	NI00	132,00
NICHEL PVD- NICKEL PVD	PV02	159,00
NICHEL SPAZ - NICKEL MATTE - NICKEL MAT	NI01	138,00
OTTONE PVD - BRASS PVD - LAITON PVD	PV01	159,00
ORO - GOLD - OR 24 CARATS	AU00	337,00
ORO ROSA - ROSE GOLD- OR ROSE	AU02	266,00
ARGENTO - SILVER - ARGENT	AG00	321,00
BRONZO - BRONZE	BZ00	159,00
BRONZO SCURO -DARK BRONZE - BRONZE NOIR	BZ01	159,00





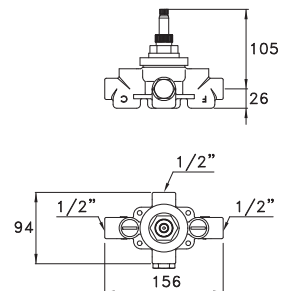
Isomix



IS3293

Parti incasso per figure is3293
 Concealed body for IS3293 thermostatic mixer
 Partie encastrée pour les mitigeurs IS3293

BRONZO - BRONZE **UN 06000 0000 362,00**



IS3293 P.V.

Parti in vista per miscelatore termostatico modello monoblocco IS3293
 Da installare su parte incasso codice UN 06000 0000

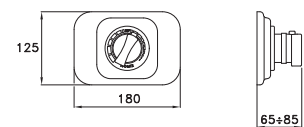
Visible parts for thermostatic mixer IS 3293 one-piece model
 To be installed on built-in part code UN 06000 0000

Façade pour mitigeur thermostatique.

A installer sur la partie encastrée UN 06000 0000



	UN 06010	CR00	257,00
CROMO- CHROME			
NICHEL-NICKEL		NI00	403,00
NICHEL PVD- NICKEL PVD		PV02	432,00
NICHEL SPAZ - NICKEL MATTE - NICKEL MAT		NI01	423,00
OTTONE PVD - BRASS PVD - LAITON PVD		PV01	432,00
ORO - GOLD - OR 24 CARATS		AU00	1225,00
ORO ROSA - ROSE GOLD- OR ROSE		AU02	858,00
ARGENTO - SILVER - ARGENT		AG00	1038,00
BRONZO - BRONZE		BZ00	432,00
BRONZO SCURO -DARK BRONZE - BRONZE NOIR		BZ01	432,00



IS3293 P.V. ITALICA

Parti in vista per miscelatore termostatico modello monoblocco IS3293
 Da installare su parte incasso codice UN 06000 0000

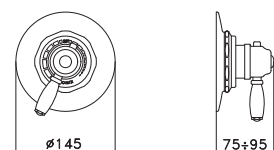
Visible parts for thermostatic mixer IS 3293 one-piece model
 To be installed on built-in part code UN 06000 0000

Façade pour mitigeur thermostatique.

A installer sur la partie encastrée UN 06000 0000



	IT 06010	CR00	298,00
CROMO- CHROME			
NICHEL-NICKEL		NI00	479,00
NICHEL PVD- NICKEL PVD		PV02	532,00
NICHEL SPAZ - NICKEL MATTE - NICKEL MAT		NI01	458,00
OTTONE PVD - BRASS PVD - LAITON PVD		PV01	532,00
ORO - GOLD - OR 24 CARATS		AU00	1103,00
ORO ROSA - ROSE GOLD- OR ROSE		AU02	773,00
ARGENTO - SILVER - ARGENT		AG00	933,00
BRONZO - BRONZE		BZ00	532,00
BRONZO SCURO -DARK BRONZE - BRONZE NOIR		BZ01	532,00

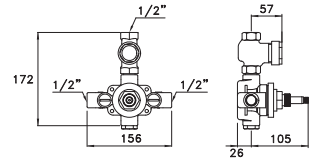




IS3292

Parti incasso per figure is3292
 Concealed body for IS3292 thermostatic mixer
 Partie encastrée pour les mitigeurs IS3292

BRONZO - BRONZE **UN 06001 0000** **432,00**



IS3292 P.V.ITALICA

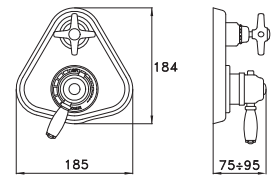
Parti in vista per miscelatore termostatico modello monoblocco IS3292 con rubinetto
 Da installare su parte incasso codice UN 06001 0000

Visible parts for thermostatic mixer IS 3292 one-piece model with tap
 To be installed on built-in part code UN 06001 0000

Façade pour mitigeur thermostatique IS3292 avec robinet de sortie
 A installer sur la partie encastrée UN 06001 0000



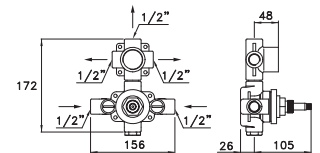
	IT	06011	CR00	339,00
CROMO- CHROME				
NICHEL-NICKEL			NI00	549,00
NICHEL PVD- NICKEL PVD			PV02	613,00
NICHEL SPAZ - NICKEL MATTE - NICKEL MAT			NI01	576,00
OTTONE PVD - BRASS PVD - LAITON PVD			PV01	613,00
ORO - GOLD - OR 24 CARATS			AU00	1575,00
ORO ROSA - ROSE GOLD- OR ROSE			AU02	1103,00
ARGENTO - SILVER - ARGENT			AG00	1341,00
BRONZO - BRONZE			BZ00	613,00
BRONZO SCURO -DARK BRONZE - BRONZE NOIR			BZ01	613,00



IS3294

Parti incasso per figure is3294
 Concealed body for IS3294 thermostatic mixer
 Partie encastrée pour les mitigeurs IS3294

BRONZO - BRONZE **UN 06002 0000** **549,00**



IS3294 P.V. ITALICA

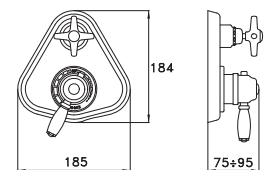
Parti in vista per miscelatore termostatico modello monoblocco IS3294 con rubinetto/deviatore due vie. Da installare su parte incasso codice UN 06002 0000

Visible parts for thermostatic mixer IS 3294 Italica one-piece model, two way diverter/shower tap.
 To be installed on built-in part code UN 06002 0000

Façade Italica pour mitigeur thermostatique IS3294 avec robinet/inverseur encastré à 2 sorties pour douche. A installer sur la partie encastrée UN 06002 0000



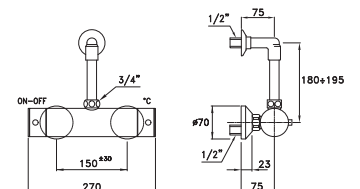
	IT	06012	CR00	339,00
CROMO- CHROME				
NICHEL-NICKEL			NI00	549,00
NICHEL PVD- NICKEL PVD			PV02	613,00
NICHEL SPAZ - NICKEL MATTE - NICKEL MAT			NI01	577,00
OTTONE PVD - BRASS PVD - LAITON PVD			PV01	613,00
ORO - GOLD - OR 24 CARATS			AU00	1575,00
ORO ROSA - ROSE GOLD- OR ROSE			AU02	1103,00
ARGENTO - SILVER - ARGENT			AG00	1341,00
BRONZO - BRONZE			BZ00	613,00
BRONZO SCURO -DARK BRONZE - BRONZE NOIR			BZ01	613,00



IS3285

Miscelatore Termostatico esterno per doccia con rubinetto
 Thermostatic external mixer for shower
 Mitigeur thermostatique apparent pour douche

	UN	06200	CR00	728,00
CROMO- CHROME				
NICHEL-NICKEL			NI00	969,00
NICHEL PVD- NICKEL PVD			PV02	1165,00
NICHEL SPAZ - NICKEL MATTE - NICKEL MAT			NI01	1012,00
OTTONE PVD - BRASS PVD - LAITON PVD			PV01	1165,00
ORO - GOLD - OR 24 CARATS			AU00	2476,00
ORO ROSA - ROSE GOLD- OR ROSE			AU02	1952,00
ARGENTO - SILVER - ARGENT			AG00	2359,00
BRONZO - BRONZE			BZ00	1165,00
BRONZO SCURO -DARK BRONZE - BRONZE NOIR			BZ01	1165,00



Scaldasalviette

Towel warmers

Sèche serviettes

ITALICA 981B - 3/4"

Scaldabiancheria a parete con valvolina di sfogo d'aria a tre tubi orizzontali, con rubinetto di entrata con maniglia Italica e con rubinetto di uscita a cappuccio chiuso

Interasse tra gli attacchi:

in verticale 560 mm (fisso)

in orizzontale 800 mm (può essere ridotto al momento dell'ordine)

Wall mounted towel-warmer, with three horizontal pipes, with inlet valve, with Italica handle and outlet valve without handle, with air drain

Distance between connection:

in vertical 560 mm (fixed);

in horizontal 800 mm (can be shortened at order moment)

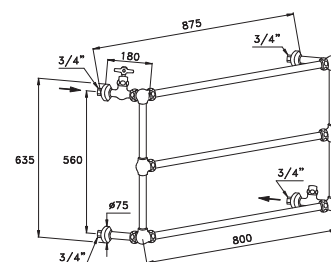
Sèche serviettes à 3 barres avec robinet d'entrée poignée Italica et robinet de sortie à capuchon fermé, avec purgeur

Entraxe verticale (fixe): 560 mm

Entraxe horizontale (variable): 800 mm



	IT 07000 CR00	1081,00
CROMO- CHROME		
NICHEL-NICKEL	NI00	1497,00
NICHEL PVD- NICKEL PVD	PV02	1836,00
NICHEL SPAZ - NICKEL MATTE - NICKEL MAT	NI01	1572,00
OTTONE PVD - BRASS PVD - LAITON PVD	PV01	1836,00
ORO - GOLD - OR 24 CARATS	AU00	5437,00
ORO ROSA - ROSE GOLD- OR ROSE	AU02	3806,00
ARGENTO - SILVER - ARGENT	AG00	4798,00
BRONZO - BRONZE	BZ00	1836,00
BRONZO SCURO - DARK BRONZE - BRONZE NOIR	BZ01	1836,00



ITALICA 983B - 3/4"

Scaldabiancheria a parete con valvolina di sfogo d'aria a quattro tubi orizzontali, con rubinetto di entrata con maniglia Italica e con rubinetto di uscita a cappuccio chiuso

Interasse tra gli attacchi:

in verticale 690 mm (fisso);

in orizzontale 800 mm (può essere ridotto al momento dell'ordine)

Wall mounted towel-warmer, with four horizontal pipes, with inlet valve, with Italica handle and outlet valve without handle, with air drain

Distance between connection:


in vertical 690 mm (fixed);

in horizontal 800 mm (can be shortened at order moment)

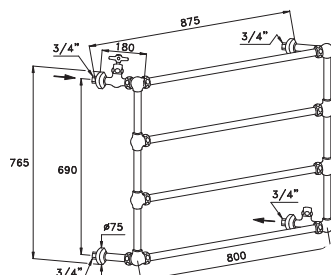
Sèche serviettes à 4 barres avec robinet d'entrée poignée Italica et robinet de sortie à capuchon fermé, avec purgeur

Entraxe verticale (fixe): 690 mm

Entraxe horizontale (variable): 800 mm



	IT 07001 CR00	1367,00
CROMO- CHROME		
NICHEL-NICKEL	NI00	1898,00
NICHEL PVD- NICKEL PVD	PV02	2291,00
NICHEL SPAZ - NICKEL MATTE - NICKEL MAT	NI01	1993,00
OTTONE PVD - BRASS PVD - LAITON PVD	PV01	2291,00
ORO - GOLD - OR 24 CARATS	AU00	6918,00
ORO ROSA - ROSE GOLD- OR ROSE	AU02	4843,00
ARGENTO - SILVER - ARGENT	AG00	6085,00
BRONZO - BRONZE	BZ00	2291,00
BRONZO SCURO - DARK BRONZE - BRONZE NOIR	BZ01	2291,00



981A - 3/4"

Scaldabiancheria a parete con valvolina di sfogo d'aria a tre tubi orizzontali, senza rubinetto di entrata né di uscita

Interasse tra gli attacchi:

in verticale 560 mm (fisso);

in orizzontale 800 mm (può essere ridotto al momento dell'ordine)

Wall mounted towel-warmer, with three horizontal pipes, without inlet and outlet valves, with air drain

Distance between connection:

in vertical 560 mm (fixed);

in horizontal 800 mm (can be shortened at order moment)

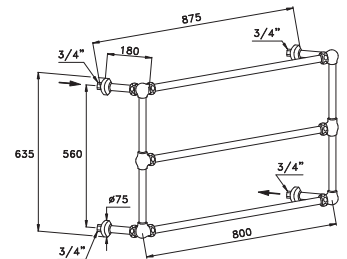
Sèche serviettes à 3 barres sans robinets, avec purgeur

Entraxe verticale (fixe): 560 mm

Entraxe horizontale (variable): 800 mm



	UN 07002 CR00	964,00
CROMO- CHROME	NI00	1304,00
NICHEL-NICKEL	PV02	1550,00
NICHEL PVD- NICKEL PVD	NI01	1369,00
NICHEL SPAZ - NICKEL MATTE - NICKEL MAT	PV01	1550,00
OTTONE PVD - BRASS PVD - LAITON PVD	AU00	4905,00
ORO - GOLD - OR 24 CARATS	AU02	3434,00
ORO ROSA - ROSE GOLD- OR ROSE	AG00	4310,00
ARGENTO - SILVER - ARGENT	BZ00	1550,00
BRONZO - BRONZE	BZ01	1550,00




981AR - 3/4"

Come 981A ma con raccordi a parete ridotti

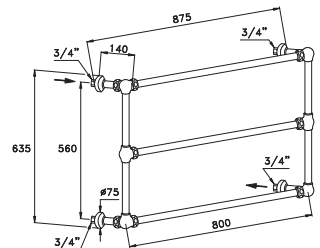
Distanza da parete mm 140

Wall mounted towel-warmer, with three horizontal pipes, without inlet and outlet valves, with air drain and reduced wall-connectors. Distance from the wall: 140 mm

Sèche serviettes à 3 barres sans robinets, avec purgeur. Raccords réduits pour une saillie du mur de 140 mm



	UN 07003 CR00	955,00
CROMO- CHROME	NI00	1297,00
NICHEL-NICKEL	PV02	1544,00
NICHEL PVD- NICKEL PVD	NI01	1361,00
NICHEL SPAZ - NICKEL MATTE - NICKEL MAT	PV01	1544,00
OTTONE PVD - BRASS PVD - LAITON PVD	AU00	4897,00
ORO - GOLD - OR 24 CARATS	AU02	3428,00
ORO ROSA - ROSE GOLD- OR ROSE	AG00	4303,00
ARGENTO - SILVER - ARGENT	BZ00	1544,00
BRONZO - BRONZE	BZ01	1544,00



981E

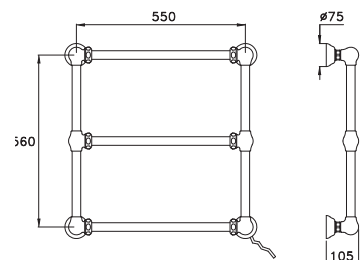
Scaldasalviette elettrico a parete interamente in ottone. Modello a 3 tubi orizzontali. Funzionamento a 230 V.

Electric towel-warmer made of brass. Model with 3 horizontal brass pipes. Operates at 230V.

Sèche serviette électrique murale en laiton. modèle à 3 barres horizontal. Fonctionnement à 230 V



	UN 07200 CR00	1533,00
CROMO- CHROME	NI00	2039,00
NICHEL-NICKEL	PV02	2453,00
NICHEL PVD- NICKEL PVD	NI01	2131,00
NICHEL SPAZ - NICKEL MATTE - NICKEL MAT	PV01	2453,00
OTTONE PVD - BRASS PVD - LAITON PVD	AU00	5213,00
ORO - GOLD - OR 24 CARATS	AU02	4109,00
ORO ROSA - ROSE GOLD- OR ROSE	AG00	4967,00
ARGENTO - SILVER - ARGENT	BZ00	2453,00
BRONZO - BRONZE	BZ01	2453,00



983A - 3/4"

Scaldabiancheria a parete con valvolina di sfogo d'aria a quattro tubi orizzontali senza rubinetto di entrata né di uscita

Interasse tra gli attacchi:

in verticale 690 mm (fisso);

in orizzontale 800 mm (può essere ridotto al momento dell'ordine)

Wall mounted towel-warmer, with four horizontal pipes, without inlet and outlet valves, with air drain

Distance between connection:

in vertical 690 mm (fixed);

in horizontal 800 mm (can be shortened at order moment)

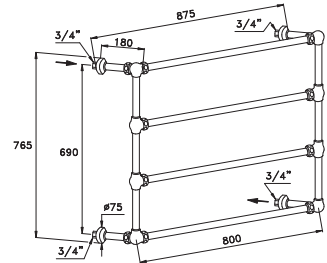
Sèche serviettes à 4 barres sans robinets, avec purgeur:

Entraxe verticale (fixe): 690 mm

Entraxe horizontale (variable): 800 mm



CROMO- CHROME	UN 07004 CR00	1248,00
NICHEL-NICKEL	NI00	1706,00
NICHEL PVD- NICKEL PVD	PV02	2022,00
NICHEL SPAZ - NICKEL MATTE - NICKEL MAT	NI01	1791,00
OTTONE PVD - BRASS PVD - LAITON PVD	PV01	2022,00
ORO - GOLD - OR 24 CARATS	AU00	6376,00
ORO ROSA - ROSE GOLD- OR ROSE	AU02	4464,00
ARGENTO - SILVER - ARGENT	AG00	5614,00
BRONZO - BRONZE	BZ00	2022,00
BRONZO SCURO - DARK BRONZE - BRONZE NOIR	BZ01	2022,00



983AR - 3/4"

Scaldabiancheria a parete con valvolina di sfogo d'aria a quattro tubi orizzontali, con rubinetto di entrata con maniglia Italica e con rubinetto di uscita a cappuccio chiuso

Interasse tra gli attacchi:

in verticale 690 mm (fisso);

in orizzontale 800 mm (può essere ridotto al momento dell'ordine)

Wall mounted towel-warmer, with four horizontal pipes, with inlet valve, with Italica handle and outlet valve without handle, with air drain

Distance between connection:

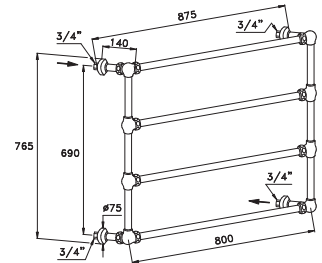
in vertical 690 mm (fixed);

in horizontal 800 mm (can be shortened at order moment)

Sèche serviettes à 4 barres sans robinets, avec purgeur. Raccords réduits pour une saillie du mur de 140 mm



CROMO- CHROME	UN 07005 CR00	1241,00
NICHEL-NICKEL	NI00	1698,00
NICHEL PVD- NICKEL PVD	PV02	2013,00
NICHEL SPAZ - NICKEL MATTE - NICKEL MAT	NI01	1783,00
OTTONE PVD - BRASS PVD - LAITON PVD	PV01	2013,00
ORO - GOLD - OR 24 CARATS	AU00	6371,00
ORO ROSA - ROSE GOLD- OR ROSE	AU02	4460,00
ARGENTO - SILVER - ARGENT	AG00	5606,00
BRONZO - BRONZE	BZ00	2013,00
BRONZO SCURO - DARK BRONZE - BRONZE NOIR	BZ01	2013,00



983E

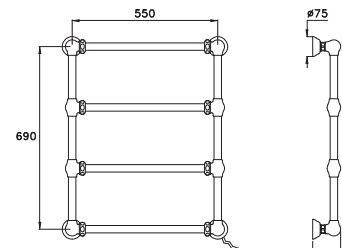
Scaldasalviette elettrico a parete interamente in ottone. Modello a 4 tubi orizzontali. Funzionamento a 230 V.

Electric towel-warmer made of brass. Model with 4 horizontal brass pipes. Operates at 230V.


Sèche serviette électrique murale en laito. Modèle à 4 barres horizontal. Fonctionnement à 230 V



CROMO- CHROME	UN 07300 CR00	1589,00
NICHEL-NICKEL	NI00	2114,00
NICHEL PVD- NICKEL PVD	PV02	2543,00
NICHEL SPAZ - NICKEL MATTE - NICKEL MAT	NI01	2209,00
OTTONE PVD - BRASS PVD - LAITON PVD	PV01	2543,00
ORO - GOLD - OR 24 CARATS	AU00	5403,00
ORO ROSA - ROSE GOLD- OR ROSE	AU02	4259,00
ARGENTO - SILVER - ARGENT	AG00	5149,00
BRONZO - BRONZE	BZ00	2543,00
BRONZO SCURO - DARK BRONZE - BRONZE NOIR	BZ01	2543,00



981 e 983



Pressione di Utilizzo/Working Pressure/ Pression d'utilisation

max 6 Bar

Pressione di utilizzo consigliata/Suggested working pressure / Pression d'utilisation conseillée

3 Bar

Pressione collaudo/Pressure testing/ Pression d'essai

6 Bar

Temperatura Acqua Calda/Hot water temperature/ Température eau chaude

max 95°C

Temp. Acqua Calda Suggestita/Suggested hot water temp./ Température eau chaude conseillée

70°C

Emissione termica Nominale ($\Delta t=60^\circ\text{C}$)/Nominal thermal emission ($\Delta t=60^\circ\text{C}$)/ Emission thermique nominale

art 981

200 Kcal/h

art 983

250 Kcal/h



981E e 983E



Per informazioni tecniche rivolgersi al nostro servizio di assistenza

For any technical information please refer to our customer service

Pour les renseignements techniques contacter notre service d'assistance

ITALICA LEVE



ACCESSORI ACCESSOIRES ACCESSORIES

pag 395

ROMA



La serie Roma è in produzione ininterrottamente dal 1926. Quanti prodotti al mondo possono vantare un simile primato? I fattori del suo successo sono la classicità delle forme e la massima affidabilità tecnica, valori sempre rinnovati senza mai tradire progetto e linee originali. Che sono perfettamente di casa anche nei tempi attuali, tanto che ancora oggi Roma è “il rubinetto” per eccellenza.

The Roma collection has never been out of production since 1926. How many products in the world can claim such a record? Its classic design and absolute technical reliability have led to its success, and it has always been brought up to date without ever betraying the original design. Perfectly at home in the most modern settings, the Roma is still today the “tap” par excellence.

La série Roma est en production ininterrompue depuis 1926. Combien de produits au monde peuvent se vanter d'un tel record ? La raison de son succès: une technique très fiable associée à des formes classiques, toujours renouvelées, mais qui ne trahissent jamais les lignes et le projet original. Tellement bien intégré dans notre époque que, encore aujourd'hui, Roma reste “Le robinet” par excellence.

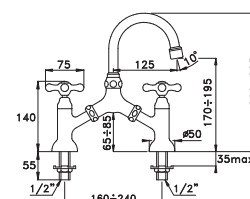
ROMA 3215 - 1/2"

Gruppo a ponte per lavabo a rubinetti distanziabili, con bocca alta orientabile
Bridge mixer for washbasin, adjustable spacing taps with high swinging spout

Mélangeur à entraxe variable avec bec orientable



	RM	00001	CR00	340,00
CROMO- CHROME				
NICHEL-NICKEL		NI00		424,00
NICHEL PVD- NICKEL PVD		PV02		565,00
NICHEL SPAZ - NICKEL MATTE - NICKEL MAT		NI01		445,00
OTTONE PVD - BRASS PVD - LAITON PVD		PV01		565,00
ORO - GOLD - OR 24 CARATS		AU00		1.162,00
ORO ROSA - ROSE GOLD- OR ROSE		AU02		930,00
ARGENTO - SILVER - ARGENT		AG00		1.046,00
BRONZO - BRONZE		BZ00		565,00
BRONZO SCURO - DARK BRONZE - BRONZE NOIR		BZ01		565,00



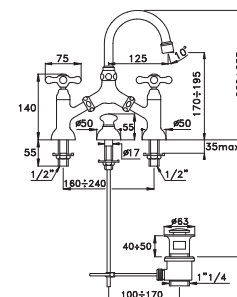
ROMA 3215/351 - 1/2"

Gruppo a ponte lavabo a rubinetti distanziabili, bocca alta orientabile, scarico 1" 1/4
Bridge mixer for washbasin, adjustable spacing taps, high swinging spout, pop-up waste 1" 1/4.

Mélangeur à entraxe variable avec bec orientable avec vidage 1" 1/4



	RM	00002	CR00	481,00
CROMO- CHROME				
NICHEL-NICKEL		NI00		603,00
NICHEL PVD- NICKEL PVD		PV02		733,00
NICHEL SPAZ - NICKEL MATTE - NICKEL MAT		NI01		633,00
OTTONE PVD - BRASS PVD - LAITON PVD		PV01		733,00
ORO - GOLD - OR 24 CARATS		AU00		1.466,00
ORO ROSA - ROSE GOLD- OR ROSE		AU02		1.173,00
ARGENTO - SILVER - ARGENT		AG00		1.318,00
BRONZO - BRONZE		BZ00		733,00
BRONZO SCURO - DARK BRONZE - BRONZE NOIR		BZ01		733,00



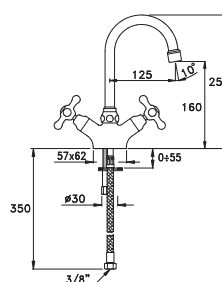
ROMA 3216

Gruppo per lavabo monoforo con bocca alta orientabile
Single-hole washbasin mixer high swinging spout

Mélangeur de lavabo monotrou avec bec haut orientable



	RM	00003	CR00	249,00
CROMO- CHROME				
NICHEL-NICKEL		NI00		317,00
NICHEL PVD- NICKEL PVD		PV02		379,00
NICHEL SPAZ - NICKEL MATTE - NICKEL MAT		NI01		333,00
OTTONE PVD - BRASS PVD - LAITON PVD		PV01		379,00
ORO - GOLD - OR 24 CARATS		AU00		757,00
ORO ROSA - ROSE GOLD- OR ROSE		AU02		606,00
ARGENTO - SILVER - ARGENT		AG00		687,00
BRONZO - BRONZE		BZ00		379,00
BRONZO SCURO - DARK BRONZE - BRONZE NOIR		BZ01		379,00



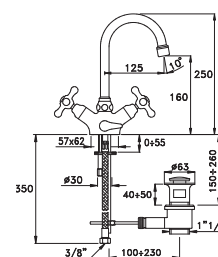
ROMA 3217

Gruppo per lavabo monoforo con bocca alta orientabile, scarico 1" 1/4
Single-hole washbasin mixer high swinging spout, pop-up waste 1" 1/4.

Mélangeur de lavabo monotrou avec bec haut orientable avec vidage 1" 1/4



	RM	00004	CR00	364,00
CROMO- CHROME				
NICHEL-NICKEL		NI00		455,00
NICHEL PVD- NICKEL PVD		PV02		564,00
NICHEL SPAZ - NICKEL MATTE - NICKEL MAT		NI01		478,00
OTTONE PVD - BRASS PVD - LAITON PVD		PV01		564,00
ORO - GOLD - OR 24 CARATS		AU00		1.127,00
ORO ROSA - ROSE GOLD- OR ROSE		AU02		902,00
ARGENTO - SILVER - ARGENT		AG00		1.011,00
BRONZO - BRONZE		BZ00		564,00
BRONZO SCURO - DARK BRONZE - BRONZE NOIR		BZ01		564,00



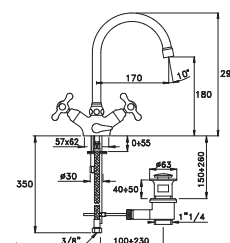
ROMA 3217P

Gruppo per lavabo monoforo con bocca alta orientabile prolungata, scarico 1" 1/4
Single-hole washbasin mixer high swinging longer spout, pop-up waste 1" 1/4

Mélangeur de lavabo monotrou avec bec prolongé haut orientable avec vidage 1" 1/4



	RM	00005	CR00	379,00
CROMO- CHROME				
NICHEL-NICKEL		NI00		472,00
NICHEL PVD- NICKEL PVD		PV02		572,00
NICHEL SPAZ - NICKEL MATTE - NICKEL MAT		NI01		496,00
OTTONE PVD - BRASS PVD - LAITON PVD		PV01		572,00
ORO - GOLD - OR 24 CARATS		AU00		1.158,00
ORO ROSA - ROSE GOLD- OR ROSE		AU02		926,00
ARGENTO - SILVER - ARGENT		AG00		1.041,00
BRONZO - BRONZE		BZ00		572,00
BRONZO SCURO - DARK BRONZE - BRONZE NOIR		BZ01		572,00





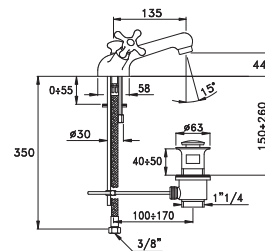
ROMA 3219 - 1/2"

Gruppo per lavabo monoforo con bocca bassa, scarico 1"1/4

Single-hole washbasin mixer, low spout, aerator and pop-up waste 1" 1/4

Mélangeur de lavabo monotrou avec bec bas fixe et vidage 1" 1/4

	RM	0008 CRO0	364,00
CROMO-CHROME			
NICHEL-NICKEL		NI00	486,00
NICHEL PVD- NICKEL PVD		PV02	594,00
NICHEL SPAZ - NICKEL MATTE - NICKEL MAT		NI01	510,00
OTTONE PVD - BRASS PVD - LAITON PVD		PV01	594,00
ORO - GOLD - OR 24 CARATS		AU00	1.151,00
ORO ROSA - ROSE GOLD- OR ROSE		AU02	921,00
ARGENTO - SILVER - ARGENT		AG00	1.035,00
BRONZO - BRONZE		BZ00	594,00
BRONZO SCURO -DARK BRONZE - BRONZE NOIR		BZ01	594,00



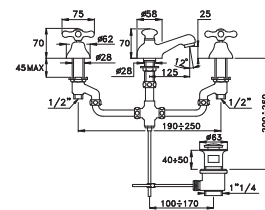
ROMA 3224 - 1/2"

Gruppo per lavabo a tre fori con bocca bassa, scarico 1"1/4.

Three-hole washbasin mixer with low spout, pop-up waste 1" 1/4

Mélangeur de lavabo 3 trous avec bec bas fixe et vidage 1" 1/4

	RM	00011 CRO0	449,00
CROMO-CHROME			
NICHEL-NICKEL		NI00	626,00
NICHEL PVD- NICKEL PVD		PV02	757,00
NICHEL SPAZ - NICKEL MATTE - NICKEL MAT		NI01	657,00
OTTONE PVD - BRASS PVD - LAITON PVD		PV01	757,00
ORO - GOLD - OR 24 CARATS		AU00	1.544,00
ORO ROSA - ROSE GOLD- OR ROSE		AU02	1.235,00
ARGENTO - SILVER - ARGENT		AG00	1.388,00
BRONZO - BRONZE		BZ00	757,00
BRONZO SCURO -DARK BRONZE - BRONZE NOIR		BZ01	757,00



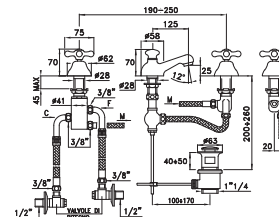
ROMA 3224TC - 3/8"

Gruppo per lavabo a tre fori con bocca bassa, scarico 1"1/4, completo di sistema di miscelazione TC

Three-hole washbasin mixer with low spout, pop-up waste 1" 1/4 with TC mixing system

Mitigeur de lavabo thermostatique 3 trous avec système de mélange TC et vidage 1" 1/4

	RM	00012 CRO0	610,00
CROMO-CHROME			
NICHEL-NICKEL		NI00	788,00
NICHEL PVD- NICKEL PVD		PV02	927,00
NICHEL SPAZ - NICKEL MATTE - NICKEL MAT		NI01	827,00
OTTONE PVD - BRASS PVD - LAITON PVD		PV01	927,00
ORO - GOLD - OR 24 CARATS		AU00	1.698,00
ORO ROSA - ROSE GOLD- OR ROSE		AU02	1.358,00
ARGENTO - SILVER - ARGENT		AG00	1.528,00
BRONZO - BRONZE		BZ00	927,00
BRONZO SCURO -DARK BRONZE - BRONZE NOIR		BZ01	927,00



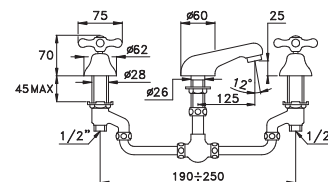
ROMA 3222

Gruppo per lavabo a tre fori con bocca bassa, senza scarico e senza comando di scarico

Three-hole washbasin mixer low spout without pop-up waste and pop-up control

Mélangeur de lavabo 3 trous avec bec bas fixe sans vidage

	RM	00009 CRO0	310,00
CROMO-CHROME			
NICHEL-NICKEL		NI00	432,00
NICHEL PVD- NICKEL PVD		PV02	518,00
NICHEL SPAZ - NICKEL MATTE - NICKEL MAT		NI01	454,00
OTTONE PVD - BRASS PVD - LAITON PVD		PV01	518,00
ORO - GOLD - OR 24 CARATS		AU00	1.041,00
ORO ROSA - ROSE GOLD- OR ROSE		AU02	833,00
ARGENTO - SILVER - ARGENT		AG00	942,00
BRONZO - BRONZE		BZ00	518,00
BRONZO SCURO -DARK BRONZE - BRONZE NOIR		BZ01	518,00



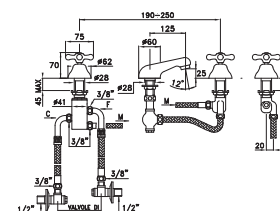
ROMA 3222TC

Gruppo per lavabo a tre fori con bocca bassa, senza scarico completo di sistema di miscelazione TC

Three-hole washbasin mixer low spout without pop-up waste with TC mixing system

Mitigeur de lavabo 3 trous avec bec bas fixe avec système de mélange TC

	RM	00010 CRO0	464,00
CROMO-CHROME			
NICHEL-NICKEL		NI00	641,00
NICHEL PVD- NICKEL PVD		PV02	788,00
NICHEL SPAZ - NICKEL MATTE - NICKEL MAT		NI01	673,00
OTTONE PVD - BRASS PVD - LAITON PVD		PV01	788,00
ORO - GOLD - OR 24 CARATS		AU00	1.566,00
ORO ROSA - ROSE GOLD- OR ROSE		AU02	1.253,00
ARGENTO - SILVER - ARGENT		AG00	1.411,00
BRONZO - BRONZE		BZ00	788,00
BRONZO SCURO -DARK BRONZE - BRONZE NOIR		BZ01	788,00



Sistema di miscelazione TC: la maniglia sinistra regola la temperatura quella di destra regola la portata | TC Mixing system: left handle controls temperature, while right handle controls water flow
Système de mélange TC: mitigeur thermostatique à gauche, robinet ouverture/fermeture à droite



ROMA 3224P- 1/2"

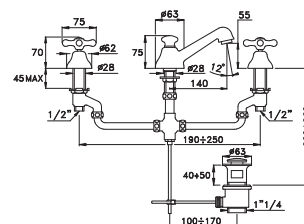
Gruppo per lavabo a tre fori con bocca, scarico 1"1/4.

Three-hole washbasin mixer with spout, pop-up waste 1" 1/4

Mélangeur de lavabo 3 trous avec bec fixe et vidage 1" 1/4



CROMO- CHROME	RM 00013	CR00	486,00
NICHEL-NICKEL		NI00	680,00
NICHEL PVD- NICKEL PVD		PV02	825,00
NICHEL SPAZ - NICKEL MATTE - NICKEL MAT		NI01	714,00
OTTONE PVD - BRASS PVD - LAITON PVD		PV01	825,00
ORO - GOLD - OR 24 CARATS		AU00	1.666,00
ORO ROSA - ROSE GOLD- OR ROSE		AU02	1.333,00
ARGENTO - SILVER - ARGENT		AG00	1.504,00
BRONZO - BRONZE		BZ00	825,00
BRONZO SCURO -DARK BRONZE - BRONZE NOIR		BZ01	825,00



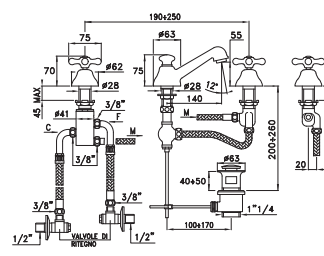
ROMA 3224PTC - 1/2"

Gruppo per lavabo a tre fori con bocca, scarico 1"1/4, completo di sistema di miscelazione TC

Three-hole washbasin mixer with spout, pop-up waste 1" 1/4 with TC mixing system

Mitigeur de lavabo 3 trous thermostatique système de mélange avec vidage

CROMO- CHROME	RM 00014	CR00	641,00
NICHEL-NICKEL		NI00	834,00
NICHEL PVD- NICKEL PVD		PV02	980,00
NICHEL SPAZ - NICKEL MATTE - NICKEL MAT		NI01	876,00
OTTONE PVD - BRASS PVD - LAITON PVD		PV01	980,00
ORO - GOLD - OR 24 CARATS		AU00	1.836,00
ORO ROSA - ROSE GOLD- OR ROSE		AU02	1.469,00
ARGENTO - SILVER - ARGENT		AG00	1.652,00
BRONZO - BRONZE		BZ00	980,00
BRONZO SCURO -DARK BRONZE - BRONZE NOIR		BZ01	980,00



ROMA 3224P EXTRA - 1/2"

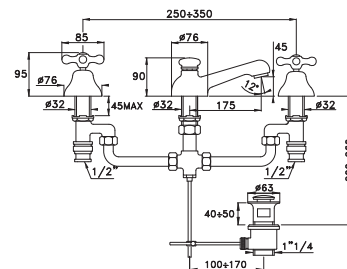
Gruppo per lavabo a tre fori con bocca extra, scarico 1"1/4.

Three-hole washbasin mixer with long spout, pop-up waste 1" 1/4

Mélangeur de lavabo 3 trous avec bec fixe et vidage 1" 1/4



CROMO- CHROME	RM 00019	CR00	857,00
NICHEL-NICKEL		NI00	1151,00
NICHEL PVD- NICKEL PVD		PV02	1297,00
NICHEL SPAZ - NICKEL MATTE - NICKEL MAT		NI01	1209,00
OTTONE PVD - BRASS PVD - LAITON PVD		PV01	1297,00
ORO - GOLD - OR 24 CARATS		AU00	2361,00
ORO ROSA - ROSE GOLD- OR ROSE		AU02	1889,00
ARGENTO - SILVER - ARGENT		AG00	2120,00
BRONZO - BRONZE		BZ00	1297,00
BRONZO SCURO -DARK BRONZE - BRONZE NOIR		BZ01	1297,00



ROMA 3229

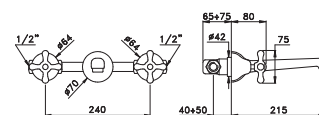
Gruppo per lavabo da incasso a parete con congiunzioni interne non montate

Ce concealed basin mixer with not assembled internal connections

Mélangeur de lavabo mural encastré, livré avec les pièces de raccordement non assemblées



CROMO- CHROME	RM 01000	CR00	502,00
NICHEL-NICKEL		NI00	617,00
NICHEL PVD- NICKEL PVD		PV02	696,00
NICHEL SPAZ - NICKEL MATTE - NICKEL MAT		NI01	648,00
OTTONE PVD - BRASS PVD - LAITON PVD		PV01	696,00
ORO - GOLD - OR 24 CARATS		AU00	1.405,00
ORO ROSA - ROSE GOLD- OR ROSE		AU02	1.124,00
ARGENTO - SILVER - ARGENT		AG00	1.265,00
BRONZO - BRONZE		BZ00	696,00
BRONZO SCURO -DARK BRONZE - BRONZE NOIR		BZ01	696,00



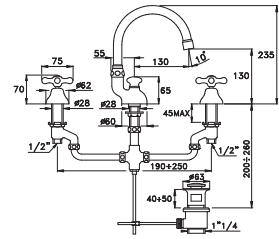
ROMA 3225

Gruppo per lavabo a tre fori con bocca alta orientabile, scarico 1"1/4.

Three-hole washbasin mixer with high swinging spout, pop-up waste 1" 1/4

Mélangeur de lavabo 3 trous avec bec haute orientable et vidage 1" 1/4

	RM 00015 CROO	541,00
CROMO-CHROME	NI00	741,00
NICHEL-NICKEL	PV02	912,00
NICHEL PVD- NICKEL PVD	NI01	778,00
NICHEL SPAZ - NICKEL MATTE - NICKEL MAT	PV01	912,00
OTTONE PVD - BRASS PVD - LAITON PVD	AU00	1.836,00
ORO - GOLD - OR 24 CARATS	AU02	1.469,00
ORO ROSA - ROSE GOLD- OR ROSE	AG00	1.652,00
ARGENTO - SILVER - ARGENT	BZ00	912,00
BRONZO - BRONZE	BZ01	912,00
BRONZO SCURO - DARK BRONZE - BRONZE NOIR		



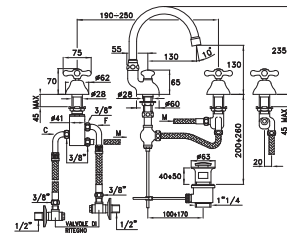
ROMA 3225TC

Gruppo per lavabo a tre fori con bocca alta orientabile, scarico 1"1/4, completo di sistema di miscelazione TC

Three-hole washbasin mixer with TC mixing system

Mitigeur de lavabo thermostatique 3 trous avec système de mélange TC et vidage 1" 1/4

	RM 00016 CROO	696,00
CROMO-CHROME	NI00	904,00
NICHEL-NICKEL	PV02	1.066,00
NICHEL PVD- NICKEL PVD	NI01	949,00
NICHEL SPAZ - NICKEL MATTE - NICKEL MAT	PV01	1.066,00
OTTONE PVD - BRASS PVD - LAITON PVD	AU00	1.991,00
ORO - GOLD - OR 24 CARATS	AU02	1.593,00
ORO ROSA - ROSE GOLD- OR ROSE	AG00	1.790,00
ARGENTO - SILVER - ARGENT	BZ00	1.066,00
BRONZO - BRONZE	BZ01	1.066,00
BRONZO SCURO - DARK BRONZE - BRONZE NOIR		



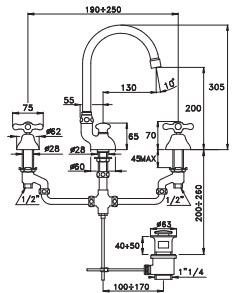
ROMA 3226 - 1/2"

Gruppo per lavabo a tre fori con bocca alta orientabile prolungata, scarico 1"1/4.

Three-hole washbasin mixer with longer high swinging spout, pop-up waste 1" 1/4

Mélangeur de lavabo 3 trous avec bec très haute orientable et vidage 1" 1/4

	RM 00017 CROO	588,00
CROMO-CHROME	NI00	820,00
NICHEL-NICKEL	PV02	996,00
NICHEL PVD- NICKEL PVD	NI01	861,00
NICHEL SPAZ - NICKEL MATTE - NICKEL MAT	PV01	996,00
OTTONE PVD - BRASS PVD - LAITON PVD	AU00	2.022,00
ORO - GOLD - OR 24 CARATS	AU02	1.618,00
ORO ROSA - ROSE GOLD- OR ROSE	AG00	1.813,00
ARGENTO - SILVER - ARGENT	BZ00	996,00
BRONZO - BRONZE	BZ01	996,00
BRONZO SCURO - DARK BRONZE - BRONZE NOIR		



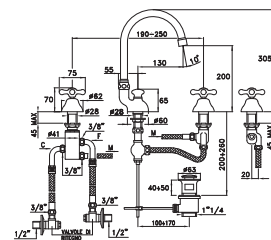
ROMA 3226TC - 3/8"

Come 3226 ma completo di sistema miscelazione TC

Same as 3226 but with TC mixing system

Mitigeur de lavabo thermostatique avec système de mélange TC et vidage 1" 1/4

	RM 00018 CROO	750,00
CROMO-CHROME	NI00	980,00
NICHEL-NICKEL	PV02	1.164,00
NICHEL PVD- NICKEL PVD	NI01	1.029,00
NICHEL SPAZ - NICKEL MATTE - NICKEL MAT	PV01	1.164,00
OTTONE PVD - BRASS PVD - LAITON PVD	AU00	2.176,00
ORO - GOLD - OR 24 CARATS	AU02	1.741,00
ORO ROSA - ROSE GOLD- OR ROSE	AG00	1.967,00
ARGENTO - SILVER - ARGENT	BZ00	1.164,00
BRONZO - BRONZE	BZ01	1.164,00
BRONZO SCURO - DARK BRONZE - BRONZE NOIR		



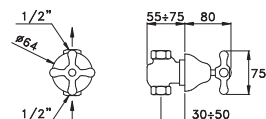
ROMA 0/154 - 1/2"

Rubinetto a passaggio diretto per installazione da incasso a parete, con attacchi femmina.

Concealed straight control valve, with female connections

Robinet droit à encastrer arrivée femelle

	RM 01100 CROO	171,00
CROMO-CHROME	NI00	217,00
NICHEL-NICKEL	PV02	256,00
NICHEL PVD- NICKEL PVD	NI01	228,00
NICHEL SPAZ - NICKEL MATTE - NICKEL MAT	PV01	256,00
OTTONE PVD - BRASS PVD - LAITON PVD	AU00	418,00
ORO - GOLD - OR 24 CARATS	AU02	334,00
ORO ROSA - ROSE GOLD- OR ROSE	AG00	364,00
ARGENTO - SILVER - ARGENT	BZ00	256,00
BRONZO - BRONZE	BZ01	256,00
BRONZO SCURO - DARK BRONZE - BRONZE NOIR		



Sistema di miscelazione TC: la maniglia sinistra regola la temperatura quella di destra regola la portata | TC Mixing system: left handle controls temperature, while right handle controls water flow
Système de mélange TC: mitigeur thermostatique à gauche, robinet ouverture/fermeture à droite

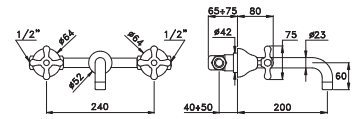
ROMA 3861

Gruppo per lavabo da incasso a parete con congiunzioni interne non montate.

Concealed basin mixer with not assembled internal connection.

Mélangeur de lavabo mural encastré, livré avec pièces de raccordement non assemblées,

	RM 01003	CR00	486,00
CROMO- CHROME			
NICHEL-NICKEL	NI00		594,00
NICHEL PVD- NICKEL PVD	PV02		671,00
NICHEL SPAZ - NICKEL MATTE - NICKEL MAT	NI01		624,00
OTTONE PVD - BRASS PVD - LAITON PVD	PV01		671,00
ORO - GOLD - OR 24 CARATS	AU00		1066,00
ORO ROSA - ROSE GOLD- OR ROSE	AU02		853,00
ARGENTO - SILVER - ARGENT	AG00		957,00
BRONZO - BRONZE	BZ00		671,00
BRONZO SCURO -DARK BRONZE - BRONZE NOIR	BZ01		671,00



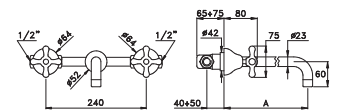
ROMA 3861AR

Come 3863ma con bocca di lunghezza uguale a 100, 300, 400 mm

On request: mixer with projection of the spout of 100, 300, 400 mm

Mélangeur de lavabo mural encastré avec longueur spécial à 100, 300, 400 mm

	RM 01004	CR00	564,00
CROMO- CHROME			
NICHEL-NICKEL	NI00		696,00
NICHEL PVD- NICKEL PVD	PV02		780,00
NICHEL SPAZ - NICKEL MATTE - NICKEL MAT	NI01		731,00
OTTONE PVD - BRASS PVD - LAITON PVD	PV01		780,00
ORO - GOLD - OR 24 CARATS	AU00		1189,00
ORO ROSA - ROSE GOLD- OR ROSE	AU02		951,00
ARGENTO - SILVER - ARGENT	AG00		1072,00
BRONZO - BRONZE	BZ00		780,00
BRONZO SCURO -DARK BRONZE - BRONZE NOIR	BZ01		780,00



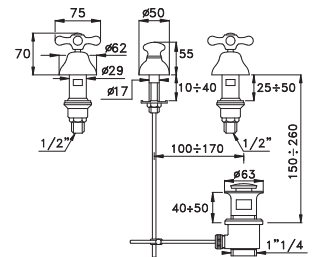
ROMA 3600 - 1/2"

Gruppo per bidet a tre fori con erogazione dal bordo, scarico 1" 1/4

Three-hole bidet mixer, for edge delivery bidets with pop-up waste 1" 1/4

Batteries bidet sur gorge avec vidage 1" 1/4

	RM 00200	CR00	287,00
CROMO- CHROME			
NICHEL-NICKEL	NI00		402,00
NICHEL PVD- NICKEL PVD	PV02		481,00
NICHEL SPAZ - NICKEL MATTE - NICKEL MAT	NI01		422,00
OTTONE PVD - BRASS PVD - LAITON PVD	PV01		481,00
ORO - GOLD - OR 24 CARATS	AU00		949,00
ORO ROSA - ROSE GOLD- OR ROSE	AU02		759,00
ARGENTO - SILVER - ARGENT	AG00		857,00
BRONZO - BRONZE	BZ00		481,00
BRONZO SCURO -DARK BRONZE - BRONZE NOIR	BZ01		481,00



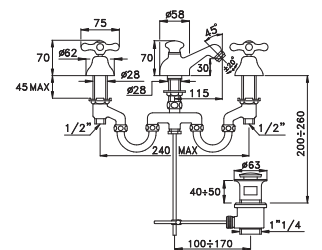
ROMA 3601 - 1/2"

Gruppo per bidet a tre fori, con bocca centrale di erogazione a getto orientabile, scarico 1" 1/4

Three-hole bidet mixer, central spout, directional aerator and pop-up waste 1" 1/4

mélangeur de bidet 3 trous avec bec bas à jet orientable avec vidage 1" 1/4

	RM 00201	CR00	486,00
CROMO- CHROME			
NICHEL-NICKEL	NI00		680,00
NICHEL PVD- NICKEL PVD	PV02		825,00
NICHEL SPAZ - NICKEL MATTE - NICKEL MAT	NI01		714,00
OTTONE PVD - BRASS PVD - LAITON PVD	PV01		825,00
ORO - GOLD - OR 24 CARATS	AU00		1666,00
ORO ROSA - ROSE GOLD- OR ROSE	AU02		1333,00
ARGENTO - SILVER - ARGENT	AG00		1504,00
BRONZO - BRONZE	BZ00		825,00
BRONZO SCURO -DARK BRONZE - BRONZE NOIR	BZ01		825,00



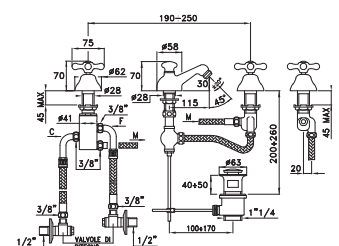
ROMA 3601TC- 3/8"

Come 3601 ma completo di sistema di miscelazione TC

Same as 3601 but with TC mixing system:

Mitigeur de bidet thermostatique 3 trous avec système de mélange TC et vidage 1" 1/4

	RM 00202	CR00	641,00
CROMO- CHROME			
NICHEL-NICKEL	NI00		842,00
NICHEL PVD- NICKEL PVD	PV02		980,00
NICHEL SPAZ - NICKEL MATTE - NICKEL MAT	NI01		884,00
OTTONE PVD - BRASS PVD - LAITON PVD	PV01		980,00
ORO - GOLD - OR 24 CARATS	AU00		1836,00
ORO ROSA - ROSE GOLD- OR ROSE	AU02		1469,00
ARGENTO - SILVER - ARGENT	AG00		1652,00
BRONZO - BRONZE	BZ00		980,00
BRONZO SCURO -DARK BRONZE - BRONZE NOIR	BZ01		980,00





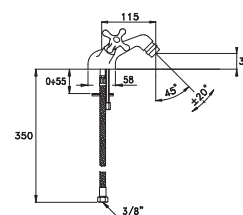
ROMA 3602

Gruppo per bidet monoforo con getto orientabile senza scarico e senza comando di scarico.

Single-hole bidet mixer without pop-up waste and pop-up control.

Mélangeur de bidet monotrou avec bec bas à jet orientable sans vidage

CROMO- CHROME	RM 00203	CR00	278,00
NICHEL-NICKEL		NI00	364,00
NICHEL PVD- NICKEL PVD		PV02	449,00
NICHEL SPAZ - NICKEL MATTE - NICKEL MAT		NI01	382,00
OTTONE PVD - BRASS PVD - LAITON PVD		PV01	449,00
ORO - GOLD - OR 24 CARATS		AU00	904,00
ORO ROSA - ROSE GOLD- OR ROSE		AU02	723,00
ARGENTO - SILVER - ARGENT		AG00	811,00
BRONZO - BRONZE		BZ00	449,00
BRONZO SCURO - DARK BRONZE - BRONZE NOIR		BZ01	449,00



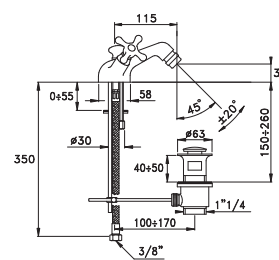
ROMA 3604 - 1/2"

Gruppo per bidet monoforo con bocca a getto orientabile, scarico 1" 1/4.

Single-hole bidet mixer, spout with directional aerator and pop-up waste 1" 1/4.

Mélangeur de bidet monotrou avec bec bas à jet orientable et vidage 1" 1/4.

CROMO- CHROME	RM 00204	CR00	379,00
NICHEL-NICKEL		NI00	502,00
NICHEL PVD- NICKEL PVD		PV02	617,00
NICHEL SPAZ - NICKEL MATTE - NICKEL MAT		NI01	527,00
OTTONE PVD - BRASS PVD - LAITON PVD		PV01	617,00
ORO - GOLD - OR 24 CARATS		AU00	1258,00
ORO ROSA - ROSE GOLD- OR ROSE		AU02	1006,00
ARGENTO - SILVER - ARGENT		AG00	1135,00
BRONZO - BRONZE		BZ00	617,00
BRONZO SCURO - DARK BRONZE - BRONZE NOIR		BZ01	617,00



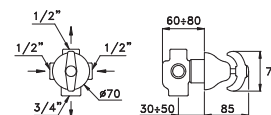
ROMA 0/150 - 1/2"

Deviatore per vasca/doccia per installazione da incasso a parete, deviazione manuale

Concealed manual bath-shower diverter

Inverseur manuel bain-douche à encastrer

CROMO- CHROME	RM 01200	CR00	256,00
NICHEL-NICKEL		NI00	332,00
NICHEL PVD- NICKEL PVD		PV02	370,00
NICHEL SPAZ - NICKEL MATTE - NICKEL MAT		NI01	349,00
OTTONE PVD - BRASS PVD - LAITON PVD		PV01	370,00
ORO - GOLD - OR 24 CARATS		AU00	510,00
ORO ROSA - ROSE GOLD- OR ROSE		AU02	408,00
ARGENTO - SILVER - ARGENT		AG00	455,00
BRONZO - BRONZE		BZ00	370,00
BRONZO SCURO - DARK BRONZE - BRONZE NOIR		BZ01	370,00



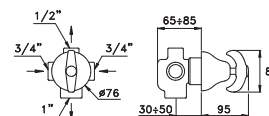
ROMA 0/150 - 3/4"

Deviatore per vasca/doccia per installazione da incasso a parete, deviazione manuale

Concealed manual bath-shower diverter

Inverseur manuel bain-douche à encastrer

CROMO- CHROME	RM 01201	CR00	370,00
NICHEL-NICKEL		NI00	494,00
NICHEL PVD- NICKEL PVD		PV02	525,00
NICHEL SPAZ - NICKEL MATTE - NICKEL MAT		NI01	519,00
OTTONE PVD - BRASS PVD - LAITON PVD		PV01	525,00
ORO - GOLD - OR 24 CARATS		AU00	750,00
ORO ROSA - ROSE GOLD- OR ROSE		AU02	600,00
ARGENTO - SILVER - ARGENT		AG00	664,00
BRONZO - BRONZE		BZ00	525,00
BRONZO SCURO - DARK BRONZE - BRONZE NOIR		BZ01	525,00



ROMA 0/153 - 1/2"

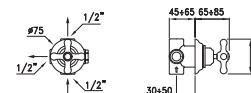
Deviatore/rubinetto per doccia a due vie per installazione da incasso con deviazione manuale

Possibilità di erogazione contemporanea dalle uscite laterali

Two way diverter/shower tap for built-in installation

Robinet/inverseur encastré à 2 sorties pour douche.

CROMO- CHROME	RM 01202	CR00	377,00
NICHEL-NICKEL		NI00	522,00
NICHEL PVD- NICKEL PVD		PV02	639,00
NICHEL SPAZ - NICKEL MATTE - NICKEL MAT		NI01	548,00
OTTONE PVD - BRASS PVD - LAITON PVD		PV01	639,00
ORO - GOLD - OR 24 CARATS		AU00	1127,00
ORO ROSA - ROSE GOLD- OR ROSE		AU02	902,00
ARGENTO - SILVER - ARGENT		AG00	1014,00
BRONZO - BRONZE		BZ00	639,00
BRONZO SCURO - DARK BRONZE - BRONZE NOIR		BZ01	639,00



ROMA 0/152 - 1/2"

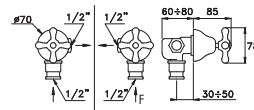
Rubinetto ad angolo per installazione da incasso a parete con raccordo dx/sx all'entrata.

Concealed angle control valve with rh/lh intake connections

Robinet d'équerre à encastrer avec raccord droite/ gauche à l'entrée.



	RM	01101 CR00	203,00
CROMO- CHROME			
NICHEL-NICKEL		NI00	271,00
NICHEL PVD- NICKEL PVD		PV02	302,00
NICHEL SPAZ - NICKEL MATTE - NICKEL MAT		NI01	285,00
OTTONE PVD - BRASS PVD - LAITON PVD		PV01	302,00
ORO - GOLD - OR 24 CARATS		AU00	510,00
ORO ROSA - ROSE GOLD- OR ROSE		AU02	408,00
ARGENTO - SILVER - ARGENT		AG00	464,00
BRONZO - BRONZE		BZ00	302,00
BRONZO SCURO - DARK BRONZE - BRONZE NOIR		BZ01	302,00



ROMA 0/156 - 1/2"

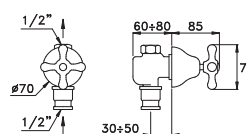
Rubinetto a passaggio diritto per installazione da incasso a parete con raccordo dx/sx all'entrata.

Concealed straight control valve.

Robinet droit à encastrer avec raccord droite/gauche à l'entrée



	RM	01103 CR00	171,00
CROMO- CHROME			
NICHEL-NICKEL		NI00	217,00
NICHEL PVD- NICKEL PVD		PV02	256,00
NICHEL SPAZ - NICKEL MATTE - NICKEL MAT		NI01	228,00
OTTONE PVD - BRASS PVD - LAITON PVD		PV01	256,00
ORO - GOLD - OR 24 CARATS		AU00	418,00
ORO ROSA - ROSE GOLD- OR ROSE		AU02	334,00
ARGENTO - SILVER - ARGENT		AG00	364,00
BRONZO - BRONZE		BZ00	256,00
BRONZO SCURO - DARK BRONZE - BRONZE NOIR		BZ01	256,00



ROMA 0/156 - 3/4"

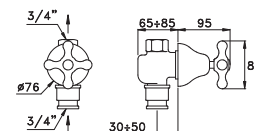
Rubinetto a passaggio diritto per installazione da incasso a parete con raccordo dx/sx all'entrata.

Concealed straight control valve.

Robinet droit à encastrer avec raccord droite/gauche à l'entrée



	RM	01104 CR00	249,00
CROMO- CHROME			
NICHEL-NICKEL		NI00	325,00
NICHEL PVD- NICKEL PVD		PV02	364,00
NICHEL SPAZ - NICKEL MATTE - NICKEL MAT		NI01	341,00
OTTONE PVD - BRASS PVD - LAITON PVD		PV01	364,00
ORO - GOLD - OR 24 CARATS		AU00	641,00
ORO ROSA - ROSE GOLD- OR ROSE		AU02	513,00
ARGENTO - SILVER - ARGENT		AG00	579,00
BRONZO - BRONZE		BZ00	364,00
BRONZO SCURO - DARK BRONZE - BRONZE NOIR		BZ01	364,00



3254MC - 1/2"

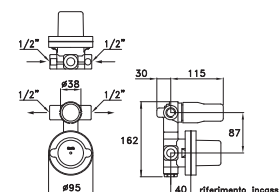
Gruppo incasso per 3254MC

Concealed body for 3254MC

Partie encastrée pour 3254MC



BRONZO - BRONZE	UN	01401 0000	291,00
-----------------	----	------------	--------



ROMA 3254MC P.V.

Parti in vista per 3254, gruppo miscelatore per vasca doccia da incasso con deviatore a ritorno automatico. Da abbinare al corpo incasso cod.UN 01401 0000

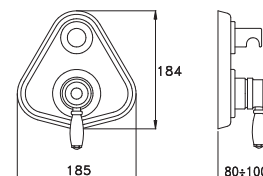
External part for single-handle bath & shower mixer,diverter with automatic return to bath position. To be installed on built-in part code UN 01401 0000

Mitigeur monocommande à encastrer pour bain douche avec inverseur automatique

A installer sur la partie encastrée UN 01401 0000



	RM	01405 CR00	263,00
CROMO- CHROME			
NICHEL-NICKEL		NI00	367,00
NICHEL PVD- NICKEL PVD		PV02	448,00
NICHEL SPAZ - NICKEL MATTE - NICKEL MAT		NI01	385,00
OTTONE PVD - BRASS PVD - LAITON PVD		PV01	448,00
ORO - GOLD - OR 24 CARATS		AU00	921,00
ORO ROSA - ROSE GOLD- OR ROSE		AU02	737,00
ARGENTO - SILVER - ARGENT		AG00	830,00
BRONZO - BRONZE		BZ00	448,00
BRONZO SCURO - DARK BRONZE - BRONZE NOIR		BZ01	448,00





ROMA 3254 - 1/2"

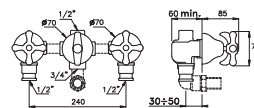
Gruppo per vasca-doccia per installazione da incasso a parete, con deviatore a ritorno manuale, con congiunzioni interne non montate.

Concealed bath & shower mixer, manual return diverter, with internal connections not assembled

Mélangeur bain-douche à encastrer avec inverseur manuel et avec pièces de raccordement non assemblées



	RM	01301	CR00	680,00
CROMO- CHROME				
NICHEL-NICKEL			NI00	850,00
NICHEL PVD- NICKEL PVD			PV02	918,00
NICHEL SPAZ - NICKEL MATTE - NICKEL MAT			NI01	893,00
OTTONE PVD - BRASS PVD - LAITON PVD			PV01	918,00
ORO - GOLD - OR 24 CARATS			AU00	1381,00
ORO ROSA - ROSE GOLD- OR ROSE			AU02	1105,00
ARGENTO - SILVER - ARGENT			AG00	1243,00
BRONZO - BRONZE			BZ00	918,00
BRONZO SCURO - DARK BRONZE - BRONZE NOIR			BZ01	918,00



ROMA 0/250 - 3/4"

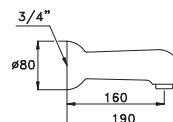
Bocca di erogazione a parete per vasca

Wall mounted bath spout

Bec mural de baignoire



	RM	09000	CR00	133,00
CROMO- CHROME				
NICHEL-NICKEL			NI00	163,00
NICHEL PVD- NICKEL PVD			PV02	203,00
NICHEL SPAZ - NICKEL MATTE - NICKEL MAT			NI01	171,00
OTTONE PVD - BRASS PVD - LAITON PVD			PV01	203,00
ORO - GOLD - OR 24 CARATS			AU00	424,00
ORO ROSA - ROSE GOLD- OR ROSE			AU02	339,00
ARGENTO - SILVER - ARGENT			AG00	379,00
BRONZO - BRONZE			BZ00	203,00
BRONZO SCURO - DARK BRONZE - BRONZE NOIR			BZ01	203,00



ROMA 3256 - 1/2"

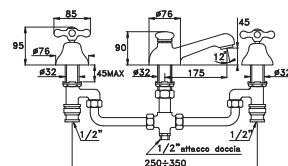
Gruppo per vasca-doccia per installazione su bordo vasca, bocca di erogazione con deviatore a ritorno automatico. Pressione dinamica minima richiesta: 0,5 bar. Non è corredato dei componenti doccia.

Bath & shower mixer for deck mounting, spout with automatic return to bath position diverter. Minimum required dynamic pressure: 0,5 bar. Supplied without shower components.

Mélangeur bain-douche pour installation horizontale avec inverseur automatique. Pression dynamique minimale: 0,5 bar. Sans ensemble de douche



	RM	02300	CR00	857,00
CROMO- CHROME				
NICHEL-NICKEL			NI00	1151,00
NICHEL PVD- NICKEL PVD			PV02	1297,00
NICHEL SPAZ - NICKEL MATTE - NICKEL MAT			NI01	1209,00
OTTONE PVD - BRASS PVD - LAITON PVD			PV01	1297,00
ORO - GOLD - OR 24 CARATS			AU00	2361,00
ORO ROSA - ROSE GOLD- OR ROSE			AU02	1889,00
ARGENTO - SILVER - ARGENT			AG00	2120,00
BRONZO - BRONZE			BZ00	1297,00
BRONZO SCURO - DARK BRONZE - BRONZE NOIR			BZ01	1297,00



ROMA 3256TC - 1/2"

Gruppo per vasca-doccia per installazione su bordo vasca, bocca di erogazione con deviatore a ritorno automatico completo di sistema di miscelazione TC.

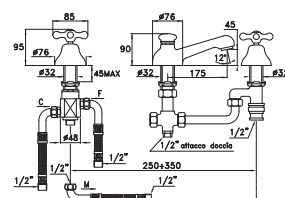
Pressione dinamica minima richiesta: 0,5 bar. Non è corredato dei componenti doccia.

Bath & shower mixer for deck mounting, spout with automatic return to bath position diverter with TC mixing system. Minimum required dynamic pressure: 0,5 bar. Supplied without shower components.

Mitigeur thermostatique bain-douche pour installation horizontale avec inverseur automatique avec système de mélange TC. Pression dynamique minimale: 0,5 bar. Sans ensemble de douche



	RM	02301	CR00	1127,00
CROMO- CHROME				
NICHEL-NICKEL			NI00	1566,00
NICHEL PVD- NICKEL PVD			PV02	1916,00
NICHEL SPAZ - NICKEL MATTE - NICKEL MAT			NI01	1644,00
OTTONE PVD - BRASS PVD - LAITON PVD			PV01	1916,00
ORO - GOLD - OR 24 CARATS			AU00	3549,00
ORO ROSA - ROSE GOLD- OR ROSE			AU02	2839,00
ARGENTO - SILVER - ARGENT			AG00	3192,00
BRONZO - BRONZE			BZ00	1916,00
BRONZO SCURO - DARK BRONZE - BRONZE NOIR			BZ01	1916,00





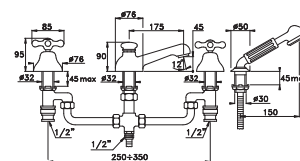
ROMA 3256/308 - 1/2"

Gruppo per vasca-doccia per installazione su bordo vasca, deviatore con ritorno automatico alla posizione vasca

Bath & shower mixer for deck mounting, spout with automatic return to bath position diverter

Mélangeur bain-douche pour installation horizontale avec inverseur automatique

	RM 02302	CR00	1057,00
CROMO - CHROME			
NICHEL-NICKEL	NI00		1451,00
NICHEL PVD- NICKEL PVD	PV02		1643,00
NICHEL SPAZ - NICKEL MATTE - NICKEL MAT	NI01		1524,00
OTTONE PVD - BRASS PVD - LAITON PVD	PV01		1643,00
ORO - GOLD - OR 24 CARATS	AU00		3101,00
ORO ROSA - ROSE GOLD- OR ROSE	AU02		2481,00
ARGENTO - SILVER - ARGENT	AG00		2793,00
BRONZO - BRONZE	BZ00		1643,00
BRONZO SCURO - DARK BRONZE - BRONZE NOIR	BZ01		1643,00



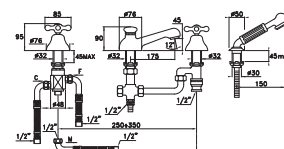
ROMA 3256TC308 - 3/8"

Gruppo per vasca-doccia per installazione su bordo vasca, deviatore con ritorno automatico alla posizione vasca con sistema di miscelazione TC

Bath & shower mixer for deck mounting, spout with automatic return to bath position diverter with TC mixing system

Mitigeur thermostatique bain-douche pour installation horizontale avec inverseur automatique et système de mélange TC

	RM 02303	CR00	1392,00
CROMO - CHROME			
NICHEL-NICKEL	NI00		1975,00
NICHEL PVD- NICKEL PVD	PV02		2429,00
NICHEL SPAZ - NICKEL MATTE - NICKEL MAT	NI01		2074,00
OTTONE PVD - BRASS PVD - LAITON PVD	PV01		2429,00
ORO - GOLD - OR 24 CARATS	AU00		4624,00
ORO ROSA - ROSE GOLD- OR ROSE	AU02		3699,00
ARGENTO - SILVER - ARGENT	AG00		4203,00
BRONZO - BRONZE	BZ00		2429,00
BRONZO SCURO - DARK BRONZE - BRONZE NOIR	BZ01		2429,00



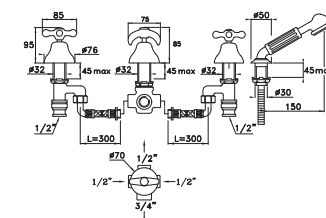
ROMA 3256TR/308 - 1/2"

Gruppo per vasca-doccia per installazione su bordo vasca, deviatore manuale, doccetta mod 308

Bath & shower mixer for deck mounting, manual diverter, hand shower 308.

Mélangeur bain-douche pour installation horizontale avec inverseur manuel

	RM 02304	CR00	1110,00
CROMO - CHROME			
NICHEL-NICKEL	NI00		1523,00
NICHEL PVD- NICKEL PVD	PV02		1725,00
NICHEL SPAZ - NICKEL MATTE - NICKEL MAT	NI01		1599,00
OTTONE PVD - BRASS PVD - LAITON PVD	PV01		1725,00
ORO - GOLD - OR 24 CARATS	AU00		3257,00
ORO ROSA - ROSE GOLD- OR ROSE	AU02		2606,00
ARGENTO - SILVER - ARGENT	AG00		2932,00
BRONZO - BRONZE	BZ00		1725,00
BRONZO SCURO - DARK BRONZE - BRONZE NOIR	BZ01		1725,00



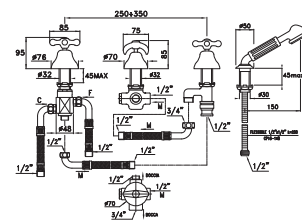
ROMA 3256TRTC/308 - 1/2"

Gruppo per vasca-doccia per installazione su bordo vasca, deviatore manuale, doccetta mod 308, completo di sistema di miscelazione TC

Bath & shower mixer for deck mounting, manual diverter, hand shower 308, with TC mixing system

Mitigeur thermostatique bain-douche pour installation horizontale avec inverseur manuel avec système de mélange TC

	RM 02305	CR00	1478,00
CROMO - CHROME			
NICHEL-NICKEL	NI00		2029,00
NICHEL PVD- NICKEL PVD	PV02		2301,00
NICHEL SPAZ - NICKEL MATTE - NICKEL MAT	NI01		2130,00
OTTONE PVD - BRASS PVD - LAITON PVD	PV01		2301,00
ORO - GOLD - OR 24 CARATS	AU00		4301,00
ORO ROSA - ROSE GOLD- OR ROSE	AU02		3441,00
ARGENTO - SILVER - ARGENT	AG00		3910,00
BRONZO - BRONZE	BZ00		2301,00
BRONZO SCURO - DARK BRONZE - BRONZE NOIR	BZ01		2301,00



Disponibile anche con vitone ceramico (180°), far seguire al numero di codice la lettera "X" | Available also with ceramic headwork (180°), add letter "X" to the end of code no.
 Disponible avec têtes céramiques à 180°, faire suivre la référence commerciale de la lettre X.

ROMA 3267/306

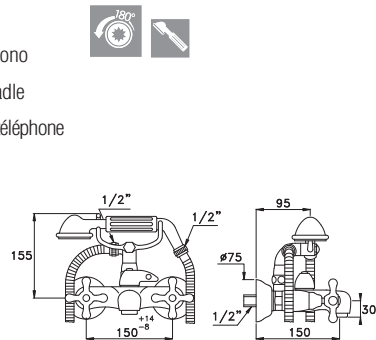
Gruppo per vasca doccia per installazione esterna a parete ,doccia a mano con supporto a telefono

Exposed wall mounted bath & shower mixer, with hand spray head with low telephone-type cradle

Mélangeur bain-douche mural apparent avec inverseur manuel et ensemble de douche sur support téléphone



	RM	02004	CR00	556,00
CROMO- CHROME				
NICHEL-NICKEL			N100	788,00
NICHEL PVD- NICKEL PVD			PV02	942,00
NICHEL SPAZ - NICKEL MATTE - NICKEL MAT			N101	827,00
OTTONE PVD - BRASS PVD - LAITON PVD			PV01	942,00
ORO - GOLD - OR 24 CARATS			AU00	2083,00
ORO ROSA - ROSE GOLD- OR ROSE			AU02	1666,00
ARGENTO - SILVER - ARGENT			AG00	1875,00
BRONZO - BRONZE			BZ00	942,00
BRONZO SCURO -DARK BRONZE - BRONZE NOIR			BZ01	942,00



ROMA 3267RG306

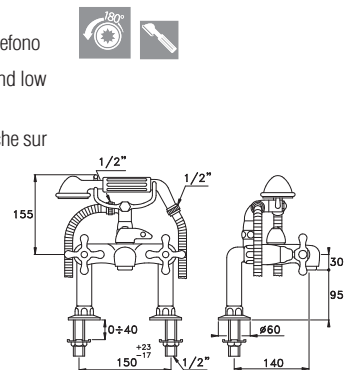
Gruppo per vasca doccia per installazione su bordo vasca, doccia a mano con supporto basso a telefono

Exposed bath & shower mixer for bath deck mounting, manual diverter, with hand spray head and low telephone-type cradle

Mélangeur bain-douche avec raccords sur gorge avec inverseur manuel avec ensemble de douche sur support téléphone



	RM	02005	CR00	617,00
CROMO- CHROME				
NICHEL-NICKEL			N100	880,00
NICHEL PVD- NICKEL PVD			PV02	1057,00
NICHEL SPAZ - NICKEL MATTE - NICKEL MAT			N101	924,00
OTTONE PVD - BRASS PVD - LAITON PVD			PV01	1057,00
ORO - GOLD - OR 24 CARATS			AU00	2376,00
ORO ROSA - ROSE GOLD- OR ROSE			AU02	1901,00
ARGENTO - SILVER - ARGENT			AG00	2137,00
BRONZO - BRONZE			BZ00	1057,00
BRONZO SCURO -DARK BRONZE - BRONZE NOIR			BZ01	1057,00



ROMA 3267/302/6

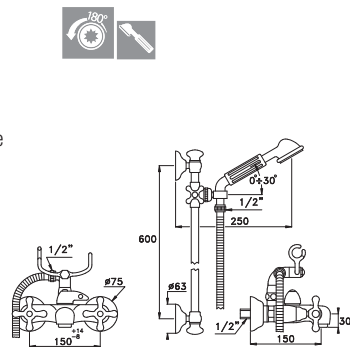
Gruppo per vasca doccia per installazione esterna a parete completo di asta a parete con supporto scorrevole snodato e con doccia a mano.

Exposed wall mounted bath & shower mixer, wall mounted slider bar with hand spray head.

Mélangeur bain-douche mural apparent avec inverseur manuel avec ensemble douchette sur barre



	RM	02007	CR00	687,00
CROMO- CHROME				
NICHEL-NICKEL			N100	980,00
NICHEL PVD- NICKEL PVD			PV02	1164,00
NICHEL SPAZ - NICKEL MATTE - NICKEL MAT			N101	1029,00
OTTONE PVD - BRASS PVD - LAITON PVD			PV01	1164,00
ORO - GOLD - OR 24 CARATS			AU00	2569,00
ORO ROSA - ROSE GOLD- OR ROSE			AU02	2055,00
ARGENTO - SILVER - ARGENT			AG00	2314,00
BRONZO - BRONZE			BZ00	1164,00
BRONZO SCURO -DARK BRONZE - BRONZE NOIR			BZ01	1164,00



ROMA 3267/305/6

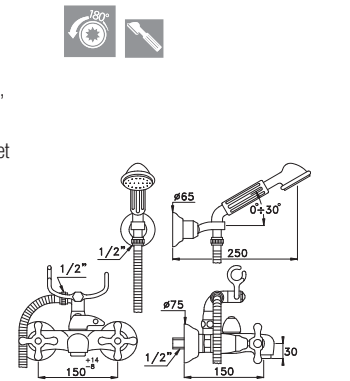
Gruppo per vasca doccia per installazione esterna a parete, doccia a mano e supporto orientabile.

Exposed wall mounted bath & shower mixer, dual use hand spray head, low telephone-type cradle, directional upper wall bracket

Mélangeur bain-douche mural apparent avec inverseur manuel avec ensemble de douche à crochet haut orientable.



	RM	02002	CR00	657,00
CROMO- CHROME				
NICHEL-NICKEL			N100	933,00
NICHEL PVD- NICKEL PVD			PV02	1103,00
NICHEL SPAZ - NICKEL MATTE - NICKEL MAT			N101	980,00
OTTONE PVD - BRASS PVD - LAITON PVD			PV01	1103,00
ORO - GOLD - OR 24 CARATS			AU00	2445,00
ORO ROSA - ROSE GOLD- OR ROSE			AU02	1956,00
ARGENTO - SILVER - ARGENT			AG00	2199,00
BRONZO - BRONZE			BZ00	1103,00
BRONZO SCURO -DARK BRONZE - BRONZE NOIR			BZ01	1103,00



ROMA 3267RG305/6

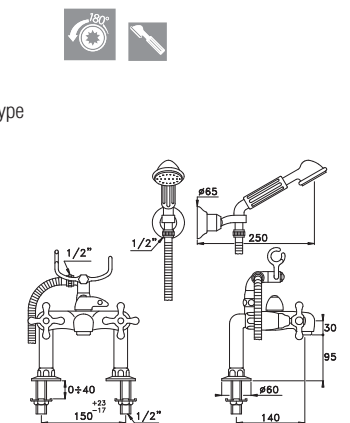
Gruppo per vasca doccia per installazione su bordo vasca, doccia a mano e supporto orientabile.

Exposed bath & shower mixer for bath deck mounting, dual use hand spray head, low telephone-type cradle, directional upper wall bracket

Mélangeur bain-douche avec raccords sur gorge avec inverseur manuel et ensemble de douche à crochet haut orientable.



	RM	02003	CR00	727,00
CROMO- CHROME				
NICHEL-NICKEL			N100	1035,00
NICHEL PVD- NICKEL PVD			PV02	1227,00
NICHEL SPAZ - NICKEL MATTE - NICKEL MAT			N101	1087,00
OTTONE PVD - BRASS PVD - LAITON PVD			PV01	1227,00
ORO - GOLD - OR 24 CARATS			AU00	2746,00
ORO ROSA - ROSE GOLD- OR ROSE			AU02	2197,00
ARGENTO - SILVER - ARGENT			AG00	2199,00
BRONZO - BRONZE			BZ00	1227,00
BRONZO SCURO -DARK BRONZE - BRONZE NOIR			BZ01	1227,00



ROMA 3274/306 - 1/2"

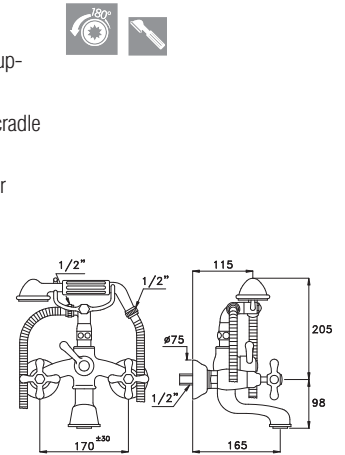
Gruppo per vasca doccia per installazione esterna a parete completo di doccia a mano con supporto basso a telefono, tubo flessibile di lunghezza 125 cm

Exposed wall mounted bath & shower mixer, with hand spray head with low telephone-type cradle and 125 cm flexible shower hose

Mélangeur bain-douche mural apparent avec inverseur manuel avec ensemble de douche sur support téléphone, flexible 125 cm



CROMO- CHROME	RM 02206 CROO	718,00
NICHEL-NICKEL	NI00	1011,00
NICHEL PVD- NICKEL PVD	PV02	1219,00
NICHEL SPAZ - NICKEL MATTE - NICKEL MAT	NI01	1062,00
OTTONE PVD - BRASS PVD - LAITON PVD	PV01	1219,00
ORO - GOLD - OR 24 CARATS	AU00	2608,00
ORO ROSA - ROSE GOLD- OR ROSE	AU02	2086,00
ARGENTO - SILVER - ARGENT	AG00	2344,00
BRONZO - BRONZE	BZ00	1219,00
BRONZO SCURO - DARK BRONZE - BRONZE NOIR	BZ01	1219,00



ROMA 3274RG306 - 1/2"

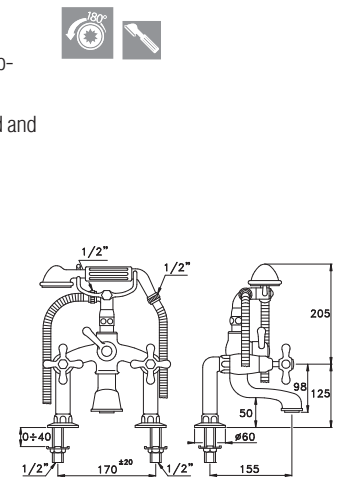
Gruppo per vasca doccia per installazione su bordo vasca completo di doccia a mano con supporto basso a telefono, tubo flessibile di lunghezza 125 cm

Exposed bath & shower mixer for bath deck mounting, manual diverter, with hand spray head and low telephone-type cradle, 125 cm flexible shower hose

Mélangeur bain-douche avec raccords sur gorge avec inverseur manuel avec ensemble de douche sur support téléphone, flexible 125 cm



CROMO- CHROME	RM 02207 CROO	811,00
NICHEL-NICKEL	NI00	1142,00
NICHEL PVD- NICKEL PVD	PV02	1374,00
NICHEL SPAZ - NICKEL MATTE - NICKEL MAT	NI01	1200,00
OTTONE PVD - BRASS PVD - LAITON PVD	PV01	1374,00
ORO - GOLD - OR 24 CARATS	AU00	2961,00
ORO ROSA - ROSE GOLD- OR ROSE	AU02	2369,00
ARGENTO - SILVER - ARGENT	AG00	2670,00
BRONZO - BRONZE	BZ00	1374,00
BRONZO SCURO - DARK BRONZE - BRONZE NOIR	BZ01	1374,00



ROMA 3274CL306 - 1/2"

Gruppo per vasca doccia con montanti da pavimento completo di doccia a mano

Per una migliore sicurezza d'installazione, si consiglia l'utilizzo del collare di sostegno art. 275 di seguito illustrato.

Exposed bath & shower mixer with free-standing floor legs, manual diverter

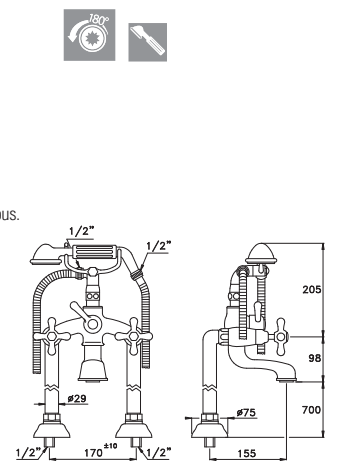
For safer installation of this article we suggest to use the fastening collar ref.275

Mélangeur bain-douche avec colonnes au sol avec inverseur manuel et ensemble douchette

Pour une meilleure sécurité de l'installation, nous recommandons l'utilisation du collier de support. 275 décrit ci-dessous.



CROMO- CHROME	RM 02208 CROO	1127,00
NICHEL-NICKEL	NI00	1574,00
NICHEL PVD- NICKEL PVD	PV02	1905,00
NICHEL SPAZ - NICKEL MATTE - NICKEL MAT	NI01	1653,00
OTTONE PVD - BRASS PVD - LAITON PVD	PV01	1905,00
ORO - GOLD - OR 24 CARATS	AU00	4588,00
ORO ROSA - ROSE GOLD- OR ROSE	AU02	3670,00
ARGENTO - SILVER - ARGENT	AG00	4125,00
BRONZO - BRONZE	BZ00	1905,00
BRONZO SCURO - DARK BRONZE - BRONZE NOIR	BZ01	1905,00



ROMA 275 - 1/2"

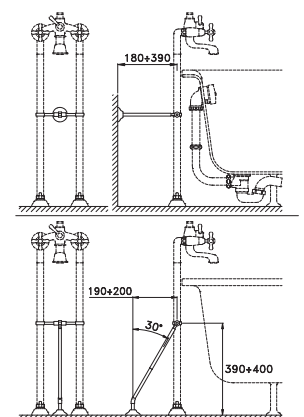
Collare di sostegno per gruppi vasca doccia con montanti da pavimento di diametro 29 mm, predisposto per fissaggio al pavimento oppure alla parete

Fastening collar for bath & shower mixers, to use with 29 mm diameter free-standing floor legs

Collier pour colonnes au sol diamètre 29mm, prévu pour fixation au sol ou au mur



CROMO- CHROME	RM 09100 CROO	302,00
NICHEL-NICKEL	NI00	402,00
NICHEL PVD- NICKEL PVD	PV02	486,00
NICHEL SPAZ - NICKEL MATTE - NICKEL MAT	NI01	422,00
OTTONE PVD - BRASS PVD - LAITON PVD	PV01	486,00
ORO - GOLD - OR 24 CARATS	AU00	1057,00
ORO ROSA - ROSE GOLD- OR ROSE	AU02	846,00
ARGENTO - SILVER - ARGENT	AG00	927,00
BRONZO - BRONZE	BZ00	486,00
BRONZO SCURO - DARK BRONZE - BRONZE NOIR	BZ01	486,00



Disponibile anche con vitone ceramico (180°), far seguire al numero di codice la lettera "X" | Available also with ceramic headwork (180°), add letter "X" to the end of code no.
 Disponible avec têtes céramiques à 180°, faire suivre la référence commerciale de la lettre X.

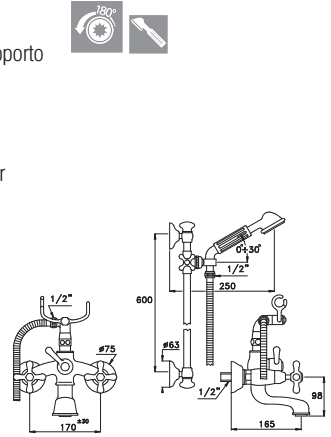
ROMA 3274/302/6- 1/2"

Gruppo per vasca doccia per installazione esterna a parete completo di asta a parete con supporto scorrevole snodato e con doccia a mano, flessibile 150 cm, fornito di deviatore manuale.

Exposed wall mounted bath & shower mixer, wall mounted slider bar with flexible shower hose(150 cm) with hand spray head.

Mélangeur bain-douche mural apparent avec inverseur manuel avec ensemble douchette sur barre, support téléphone et flexible 150 cm

	RM	02203	CR00	857,00
CROMO- CHROME				
NICHEL-NICKEL			NI00	1219,00
NICHEL PVD- NICKEL PVD			PV02	1451,00
NICHEL SPAZ - NICKEL MATTE - NICKEL MAT			NI01	1280,00
OTTONE PVD - BRASS PVD - LAITON PVD			PV01	1451,00
ORO - GOLD - OR 24 CARATS			AU00	3101,00
ORO ROSA - ROSE GOLD- OR ROSE			AU02	2481,00
ARGENTO - SILVER - ARGENT			AG00	2793,00
BRONZO - BRONZE			BZ00	1451,00
BRONZO SCURO - DARK BRONZE - BRONZE NOIR			BZ01	1451,00



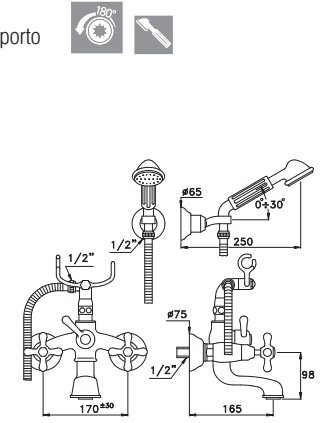
ROMA 3274/305/6- 1/2"

Gruppo per vasca doccia per installazione esterna a parete completo di doccia a mano e supporto orientabile, flessibile 150 cm. Deviatore manuale.

Exposed wall mounted bath & shower mixer, dual use hand spray head, low telephone-type cradle, directional upper wall bracket, 150 cm flexible shower hose

Mélangeur bain-douche mural apparent avec inverseur manuel avec ensemble de douche à crochet haut orientable, support téléphone et flexible 150 cm

	RM	02204	CR00	825,00
CROMO- CHROME				
NICHEL-NICKEL			NI00	1173,00
NICHEL PVD- NICKEL PVD			PV02	1397,00
NICHEL SPAZ - NICKEL MATTE - NICKEL MAT			NI01	1232,00
OTTONE PVD - BRASS PVD - LAITON PVD			PV01	1397,00
ORO - GOLD - OR 24 CARATS			AU00	2970,00
ORO ROSA - ROSE GOLD- OR ROSE			AU02	2376,00
ARGENTO - SILVER - ARGENT			AG00	2676,00
BRONZO - BRONZE			BZ00	1397,00
BRONZO SCURO - DARK BRONZE - BRONZE NOIR			BZ01	1397,00



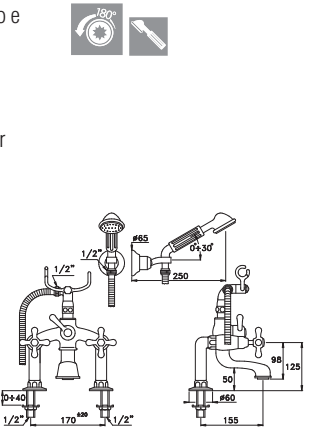
ROMA 3274RG305/6- 1/2"

Gruppo per vasca doccia per installazione su bordo vasca completo di supporto alto snodato e con doccia a mano, flessibile 150 cm, fornito di deviatore manuale

Exposed wall mounted bath & shower mixer, wall mounted slider bar with flexible shower hose(150 cm) with hand spray head

Mélangeur bain-douche mural apparent avec inverseur manuel avec ensemble douchette sur barre, support téléphone et flexible 150 cm

	RM	02205	CR00	912,00
CROMO- CHROME				
NICHEL-NICKEL			NI00	1288,00
NICHEL PVD- NICKEL PVD			PV02	1544,00
NICHEL SPAZ - NICKEL MATTE - NICKEL MAT			NI01	1352,00
OTTONE PVD - BRASS PVD - LAITON PVD			PV01	1544,00
ORO - GOLD - OR 24 CARATS			AU00	3324,00
ORO ROSA - ROSE GOLD- OR ROSE			AU02	2659,00
ARGENTO - SILVER - ARGENT			AG00	2993,00
BRONZO - BRONZE			BZ00	1544,00
BRONZO SCURO - DARK BRONZE - BRONZE NOIR			BZ01	1544,00



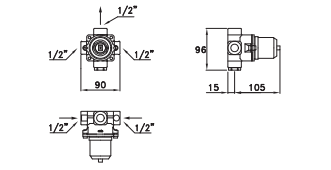
ROMA 3292MC - 1/2"

Corpo incasso per miscelatore monocomando per doccia

Built-in unit for single-command shower mixer

Corps encastré pour mitigeur mono commande de douch

	UN	01400	0000	175,00
BRONZO - BRONZE				



ROMA 3292MC -P.V. - 1/2"

Parti in vista per miscelatore monocomando per doccia

Da vendere unitamente al corpo incasso cod.UN 01400 0000

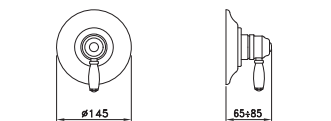
Exposed parts for single-command shower mixer

To be installed on built-in part code UN 01400 0000

Façade apparente pour mitigeur mono commande de douche

A installer sur la partie encastrée UN 01400 0000

	RM	01410	CR00	162,00
CROMO- CHROME				
NICHEL-NICKEL			NI00	225,00
NICHEL PVD- NICKEL PVD			PV02	275,00
NICHEL SPAZ - NICKEL MATTE - NICKEL MAT			NI01	236,00
OTTONE PVD - BRASS PVD - LAITON PVD			PV01	275,00
ORO - GOLD - OR 24 CARATS			AU00	517,00
ORO ROSA - ROSE GOLD- OR ROSE			AU02	414,00
ARGENTO - SILVER - ARGENT			AG00	465,00
BRONZO - BRONZE			BZ00	275,00
BRONZO SCURO - DARK BRONZE - BRONZE NOIR			BZ01	275,00



ROMA 3283 - 1/2"

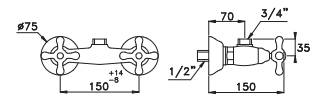
Gruppo per doccia per installazione esterna a parete

Exposed wall mounted shower mixer

Mélangeur de douche apparent avec raccords muraux excentrés



	RM	02400 CR00	225,00
CROMO- CHROME			
NICHEL-NICKEL	NI00		317,00
NICHEL PVD- NICKEL PVD	PV02		379,00
NICHEL SPAZ - NICKEL MATTE - NICKEL MAT	NI01		333,00
OTTONE PVD - BRASS PVD - LAITON PVD	PV01		379,00
ORO - GOLD - OR 24 CARATS	AU00		850,00
ORO ROSA - ROSE GOLD- OR ROSE	AU02		680,00
ARGENTO - SILVER - ARGENT	AG00		772,00
BRONZO - BRONZE	BZ00		379,00
BRONZO SCURO - DARK BRONZE - BRONZE NOIR	BZ01		379,00



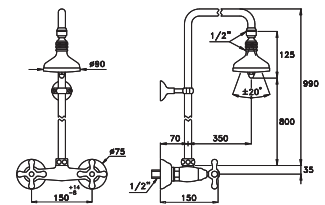
ROMA 3283/301/314A-90 - 1/2"

Gruppo doccia per installazione esterna a parete con tubo doccia e soffione art. 314A Ø 90 mm

Exposed wall mounted shower mixer with rigid shower pipe, shower head ref. 314A Ø 90 mm

Mélangeur de douche apparent avec colonne et pomme à rotule orientable ref. 314A Ø 90 mm

	RM	02410 CR00	572,00
CROMO- CHROME			
NICHEL-NICKEL	NI00		795,00
NICHEL PVD- NICKEL PVD	PV02		965,00
NICHEL SPAZ - NICKEL MATTE - NICKEL MAT	NI01		835,00
OTTONE PVD - BRASS PVD - LAITON PVD	PV01		965,00
ORO - GOLD - OR 24 CARATS	AU00		2430,00
ORO ROSA - ROSE GOLD- OR ROSE	AU02		1944,00
ARGENTO - SILVER - ARGENT	AG00		2190,00
BRONZO - BRONZE	BZ00		965,00
BRONZO SCURO - DARK BRONZE - BRONZE NOIR	BZ01		965,00



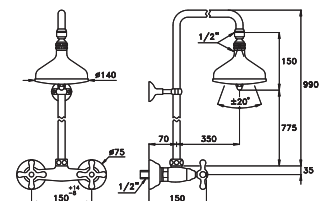
ROMA 3283/301/314A-140 - 1/2"

Gruppo doccia per installazione esterna a parete con tubo doccia e soffione art. 314A Ø140 mm

Exposed wall mounted shower mixer with rigid shower pipe, shower head ref. 314A Ø 140 mm

Mélangeur de douche apparent avec colonne et pomme à rotule orientable ref. 314A Ø 140 mm

	RM	02411 CR00	733,00
CROMO- CHROME			
NICHEL-NICKEL	NI00		1027,00
NICHEL PVD- NICKEL PVD	PV02		1258,00
NICHEL SPAZ - NICKEL MATTE - NICKEL MAT	NI01		1078,00
OTTONE PVD - BRASS PVD - LAITON PVD	PV01		1258,00
ORO - GOLD - OR 24 CARATS	AU00		3186,00
ORO ROSA - ROSE GOLD- OR ROSE	AU02		2549,00
ARGENTO - SILVER - ARGENT	AG00		2861,00
BRONZO - BRONZE	BZ00		1258,00
BRONZO SCURO - DARK BRONZE - BRONZE NOIR	BZ01		1258,00



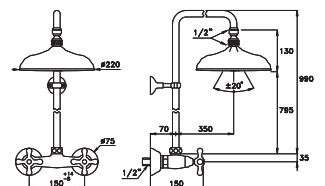
ROMA 3283/301/314A-220 - 1/2"

Gruppo doccia per installazione esterna a parete con tubo doccia e soffione art. 314A Ø220 mm

Exposed wall mounted shower mixer with rigid shower pipe, shower head ref. 314A Ø 220 mm

Mélangeur de douche apparent avec colonne et pomme à rotule orientable ref. 314A Ø 220 mm

	RM	02412 CR00	785,00
CROMO- CHROME			
NICHEL-NICKEL	NI00		1093,00
NICHEL PVD- NICKEL PVD	PV02		1338,00
NICHEL SPAZ - NICKEL MATTE - NICKEL MAT	NI01		1148,00
OTTONE PVD - BRASS PVD - LAITON PVD	PV01		1338,00
ORO - GOLD - OR 24 CARATS	AU00		3219,00
ORO ROSA - ROSE GOLD- OR ROSE	AU02		2575,00
ARGENTO - SILVER - ARGENT	AG00		2897,00
BRONZO - BRONZE	BZ00		1338,00
BRONZO SCURO - DARK BRONZE - BRONZE NOIR	BZ01		1338,00




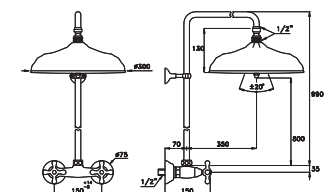
ROMA 3283/301/314A-300 - 1/2"

Gruppo doccia per installazione esterna a parete con tubo doccia e soffione art. 314A Ø300 mm

Exposed wall mounted shower mixer with rigid shower pipe, shower head ref. 314A diameter 300 mm

Mélangeur de douche apparent avec colonne et pomme à rotule orientable ref. 314A - Ø 300 mm

	RM	02413 CR00	1126,00
CROMO- CHROME			
NICHEL-NICKEL	NI00		1570,00
NICHEL PVD- NICKEL PVD	PV02		1919,00
NICHEL SPAZ - NICKEL MATTE - NICKEL MAT	NI01		1649,00
OTTONE PVD - BRASS PVD - LAITON PVD	PV01		1919,00
ORO - GOLD - OR 24 CARATS	AU00		4381,00
ORO ROSA - ROSE GOLD- OR ROSE	AU02		3505,00
ARGENTO - SILVER - ARGENT	AG00		3944,00
BRONZO - BRONZE	BZ00		1919,00
BRONZO SCURO - DARK BRONZE - BRONZE NOIR	BZ01		1919,00



Disponibile anche con vitone ceramico (180°), far seguire al numero di codice la lettera "X" | Available also with ceramic headwork (180°), add letter "X" to the end of code no.
Disponibile avec têtes céramiques à 180°, faire suivre la référence commerciale de la lettre X.

ROMA 3284 - 1/2"

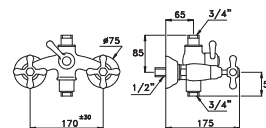
Gruppo per doccia per installazione esterna a parete con deviatore manuale per doppia funzione

Exposed wall mounted, heavy duty shower mixer, diverter with manual return to flexible hose

Mélangeur de douche apparent à 2 sorties avec inverseur manuel



	RM	Q2500	CR00	494,00
CROMO- CHROME				
NICHEL-NICKEL			NI00	687,00
NICHEL PVD- NICKEL PVD			PV02	842,00
NICHEL SPAZ - NICKEL MATTE - NICKEL MAT			NI01	721,00
OTTONE PVD - BRASS PVD - LAITON PVD			PV01	842,00
ORO - GOLD - OR 24 CARATS			AU00	1768,00
ORO ROSA - ROSE GOLD- OR ROSE			AU02	1414,00
ARGENTO - SILVER - ARGENT			AG00	1744,00
BRONZO - BRONZE			BZ00	842,00
BRONZO SCURO -DARK BRONZE - BRONZE NOIR			BZ01	842,00



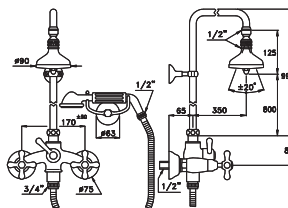
ROMA 3284/301/314A-90 - 1/2"

Gruppo doccia per installazione esterna a parete con tubo doccia, doccia mano e soffione Ø 90 mm

Exposed wall mounted shower mixer with rigid shower pipe, hand shower and shower head Ø 90 mm

Mélangeur de douche apparent à 2 sorties avec colonne, pomme de douche Ø 90 mm et douchette

	RM	Q2510	CR00	1019,00
CROMO- CHROME				
NICHEL-NICKEL			NI00	1437,00
NICHEL PVD- NICKEL PVD			PV02	1728,00
NICHEL SPAZ - NICKEL MATTE - NICKEL MAT			NI01	1509,00
OTTONE PVD - BRASS PVD - LAITON PVD			PV01	1728,00
ORO - GOLD - OR 24 CARATS			AU00	4010,00
ORO ROSA - ROSE GOLD- OR ROSE			AU02	3208,00
ARGENTO - SILVER - ARGENT			AG00	3618,00
BRONZO - BRONZE			BZ00	1728,00
BRONZO SCURO -DARK BRONZE - BRONZE NOIR			BZ01	1728,00



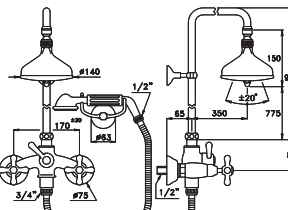
ROMA 3284/301/314A-140 - 1/2"

Gruppo doccia per installazione esterna a parete con tubo doccia, doccia mano e soffione Ø 140 mm

Exposed wall mounted shower mixer with rigid shower pipe, hand shower and shower head Ø 140 mm

Mélangeur de douche apparent à 2 sorties avec colonne, pomme de douche Ø 140 mm et douchette

	RM	Q2511	CR00	1181,00
CROMO- CHROME				
NICHEL-NICKEL			NI00	1666,00
NICHEL PVD- NICKEL PVD			PV02	2013,00
NICHEL SPAZ - NICKEL MATTE - NICKEL MAT			NI01	1749,00
OTTONE PVD - BRASS PVD - LAITON PVD			PV01	2013,00
ORO - GOLD - OR 24 CARATS			AU00	4766,00
ORO ROSA - ROSE GOLD- OR ROSE			AU02	3813,00
ARGENTO - SILVER - ARGENT			AG00	4288,00
BRONZO - BRONZE			BZ00	2013,00
BRONZO SCURO -DARK BRONZE - BRONZE NOIR			BZ01	2013,00



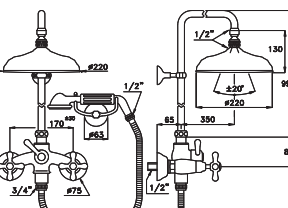
ROMA 3284/301/314A-220 - 1/2"

Gruppo doccia per installazione esterna a parete con tubo doccia, doccia mano e soffione Ø 220 mm

Exposed wall mounted shower mixer with rigid shower pipe, hand shower and shower head Ø 220 mm

Mélangeur de douche apparent à 2 sorties avec colonne, pomme de douche Ø 220 mm et douchette

	RM	Q2512	CR00	1231,00
CROMO- CHROME				
NICHEL-NICKEL			NI00	1735,00
NICHEL PVD- NICKEL PVD			PV02	2101,00
NICHEL SPAZ - NICKEL MATTE - NICKEL MAT			NI01	1822,00
OTTONE PVD - BRASS PVD - LAITON PVD			PV01	2101,00
ORO - GOLD - OR 24 CARATS			AU00	5017,00
ORO ROSA - ROSE GOLD- OR ROSE			AU02	4014,00
ARGENTO - SILVER - ARGENT			AG00	4507,00
BRONZO - BRONZE			BZ00	2101,00
BRONZO SCURO -DARK BRONZE - BRONZE NOIR			BZ01	2101,00



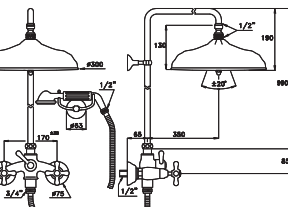
ROMA 3284/301/314A-300 - 1/2"

Gruppo doccia per installazione esterna a parete con tubo doccia, doccia mano e soffione Ø 300 mm

Exposed wall mounted shower mixer with rigid shower pipe, hand shower and shower head Ø 300 mm

Mélangeur de douche apparent à 2 sorties avec colonne, pomme de douche Ø 300 mm et douchette

	RM	Q2513	CR00	1572,00
CROMO- CHROME				
NICHEL-NICKEL			NI00	2211,00
NICHEL PVD- NICKEL PVD			PV02	2681,00
NICHEL SPAZ - NICKEL MATTE - NICKEL MAT			NI01	2322,00
OTTONE PVD - BRASS PVD - LAITON PVD			PV01	2681,00
ORO - GOLD - OR 24 CARATS			AU00	5501,00
ORO ROSA - ROSE GOLD- OR ROSE			AU02	4401,00
ARGENTO - SILVER - ARGENT			AG00	4952,00
BRONZO - BRONZE			BZ00	2681,00
BRONZO SCURO -DARK BRONZE - BRONZE NOIR			BZ01	2681,00



* Per richiedere l'impugnatura della doccetta Roma in plastica di colore nero o bianco far seguire al numero di codice la lettera N (nero) o B (bianco). Far seguire le lettere CB o CN per impugnatura in ceramica bianca o nera con sovrapprezzo di euro 94,00. To order the Roma shower handset in black or white plastic, add letter N (black) or B (white) to end of code no either the letters CB (white ceramic) or CN (black ceramic) for the ceramic hand-grip, with a surcharge of 94 euro with respect to the price indicated. Pour les manches de douchettes, faire suivre le code usine de la lettre B (plastique blanc), N (plastique noir), CB (céramique blanche) ou CN (céramique noire). Pour la poignée en céramique, il faut appliquer un supplément de 94 euros.



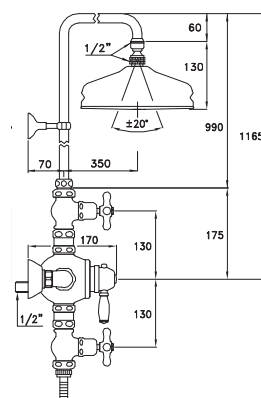
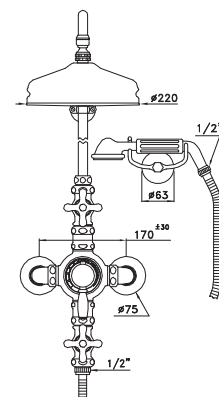
ROMA IS3284/33-220 - 1/2"

Gruppo termostatico per vasca doccia esterno completo di doccetta 304 e soffione diam 220

Exposed thermostatic wall mounted shower mixer, with exposed rigid shower pipe and ball joint shower head ref. 314A diameter 220 mm and shower set ref. ROMA 304

Mitigeur thermostatique douche apparent avec colonne et pomme de douche de 220mm et douchette mural 304

	RM 06100	CR00	2370,00
CROMO- CHROME			
NICHEL-NICKEL		NI00	3318,00
NICHEL PVD- NICKEL PVD		PV02	4029,00
NICHEL SPAZ - NICKEL MATTE - NICKEL MAT		NI01	3484,00
OTTONE PVD - BRASS PVD - LAITON PVD		PV01	4029,00
ORO - GOLD - OR 24 CARATS		AU00	8293,00
ORO ROSA - ROSE GOLD- OR ROSE		AU02	6634,00
ARGENTO - SILVER - ARGENT		AG00	7465,00
BRONZO - BRONZE		BZ00	4029,00
BRONZO SCURO - DARK BRONZE - BRONZE NOIR		BZ01	4029,00



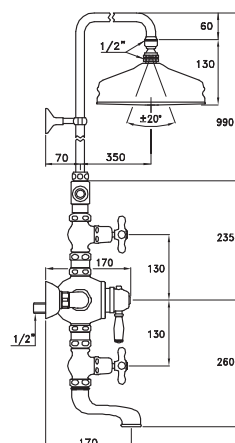
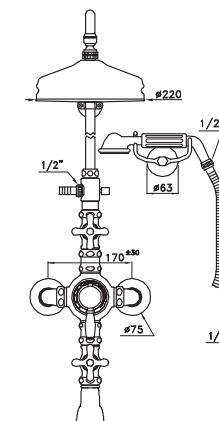
ROMA IS3274/33-220 - 1/2"

Gruppo termostatico per vasca doccia esterno completo di bocca vasca, doccetta 304 e soffione diam 220. Deviatore automatico (pressione minima richiesta 0,5 bar)

Exposed thermostatic wall mounted shower/bath mixer, with exposed rigid shower pipe and ball joint shower head ref. 314A diameter 220 mm and shower set ref. ROMA 304

Mitigeur thermostatique pour bain-douche apparent avec colonne et pomme de douche de 220mm, douchette mural 304

	RM 06150	CR00	2789,00
CROMO- CHROME			
NICHEL-NICKEL		NI00	3904,00
NICHEL PVD- NICKEL PVD		PV02	4741,00
NICHEL SPAZ - NICKEL MATTE - NICKEL MAT		NI01	4100,00
OTTONE PVD - BRASS PVD - LAITON PVD		PV01	4741,00
ORO - GOLD - OR 24 CARATS		AU00	9761,00
ORO ROSA - ROSE GOLD- OR ROSE		AU02	7809,00
ARGENTO - SILVER - ARGENT		AG00	8785,00
BRONZO - BRONZE		BZ00	4741,00
BRONZO SCURO - DARK BRONZE - BRONZE NOIR		BZ01	4741,00





ROMA 3292 - 1/2"

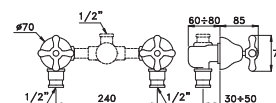
Gruppo per doccia per installazione da incasso a parete con congiunzioni interne non montate.
Il gruppo senza congiunzioni interne si può formare ordinando 2 art. ROMA 0/152.

Concealed shower mixer, with internal connections not assembled .
The unit without internal connections can be assembled by ordering 2 valves ref. ROMA 0/152.

Mélangeur de douche à encastrer. Livré avec pièces de raccordement non assemblées.
Mélangeur sans pièces de raccordement est composé de 2 ROMA 0/152



	RM 01300	CR00	464,00
CROMO- CHROME			
NICHEL-NICKEL	NI00		564,00
NICHEL PVD- NICKEL PVD	PV02		603,00
NICHEL SPAZ - NICKEL MATTE - NICKEL MAT	NI01		592,00
OTTONE PVD - BRASS PVD - LAITON PVD	PV01		603,00
ORO - GOLD - OR 24 CARATS	AU00		1065,00
ORO ROSA - ROSE GOLD- OR ROSE	AU02		852,00
ARGENTO - SILVER - ARGENT	AG00		997,00
BRONZO - BRONZE	BZ00		603,00
BRONZO SCURO -DARK BRONZE - BRONZE NOIR	BZ01		603,00

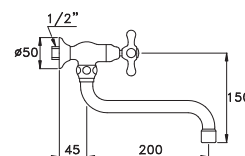


ROMA 3194/200

Rubinetto di erogazione a parete, con bocca bassa orientabile lunghezza 200 mm
Wall mounted mixer with low swinging spout length 200 mm
Robinet simple mural avec bec orientable longueur 200 mm



	RM 04004	CR00	133,00
CROMO- CHROME			
NICHEL-NICKEL	NI00		185,00
NICHEL PVD- NICKEL PVD	PV02		226,00
NICHEL SPAZ - NICKEL MATTE - NICKEL MAT	NI01		194,00
OTTONE PVD - BRASS PVD - LAITON PVD	PV01		226,00
ORO - GOLD - OR 24 CARATS	AU00		466,00
ORO ROSA - ROSE GOLD- OR ROSE	AU02		373,00
ARGENTO - SILVER - ARGENT	AG00		419,00
BRONZO - BRONZE	BZ00		226,00
BRONZO SCURO -DARK BRONZE - BRONZE NOIR	BZ01		226,00

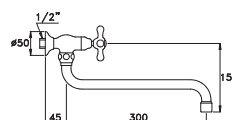


ROMA 3194/300

Rubinetto di erogazione a parete, con bocca bassa orientabile lunghezza 300 mm
Wall mounted mixer with low swinging spout length 300 mm
Robinet simple mural avec bec orientable longueur 300 mm



	RM 04005	CR00	133,00
CROMO- CHROME			
NICHEL-NICKEL	NI00		185,00
NICHEL PVD- NICKEL PVD	PV02		226,00
NICHEL SPAZ - NICKEL MATTE - NICKEL MAT	NI01		194,00
OTTONE PVD - BRASS PVD - LAITON PVD	PV01		226,00
ORO - GOLD - OR 24 CARATS	AU00		466,00
ORO ROSA - ROSE GOLD- OR ROSE	AU02		373,00
ARGENTO - SILVER - ARGENT	AG00		419,00
BRONZO - BRONZE	BZ00		226,00
BRONZO SCURO -DARK BRONZE - BRONZE NOIR	BZ01		226,00

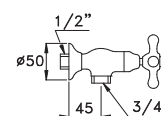


ROMA 3194 - 1/2"

Rubinetto di erogazione a parete,
Wall mounted mixer
Robinet simple mural



	RM 04003	CR00	93,00
CROMO- CHROME			
NICHEL-NICKEL	NI00		129,00
NICHEL PVD- NICKEL PVD	PV02		158,00
NICHEL SPAZ - NICKEL MATTE - NICKEL MAT	NI01		135,00
OTTONE PVD - BRASS PVD - LAITON PVD	PV01		158,00
ORO - GOLD - OR 24 CARATS	AU00		326,00
ORO ROSA - ROSE GOLD- OR ROSE	AU02		261,00
ARGENTO - SILVER - ARGENT	AG00		293,00
BRONZO - BRONZE	BZ00		158,00
BRONZO SCURO -DARK BRONZE - BRONZE NOIR	BZ01		158,00



Disponibile anche con vitone ceramico (180°), far seguire al numero di codice la lettera "X" | Available also with ceramic headwork (180°), add letter "X" to the end of code no.
Disponibile avec têtes céramiques à 180°, faire suivre la référence commerciale de la lettre X.



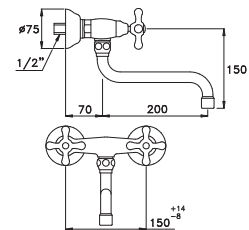
ROMA 3243/200

Gruppo per lavello a parete bocca bassa L=200

Exposed wall mounted sink mixer, low swinging spout, aerator, spout lenght 200 mm

Mélangeur d'évier mural apparent et bec orientable inférieure longueur 200 mm

	RM 04001	CR00	287,00
CROMO- CHROME			
NICHEL-NICKEL		NI00	357,00
NICHEL PVD- NICKEL PVD		PV02	432,00
NICHEL SPAZ - NICKEL MATTE - NICKEL MAT		NI01	378,00
OTTONE PVD - BRASS PVD - LAITON PVD		PV01	432,00
ORO - GOLD - OR 24 CARATS		AU00	904,00
ORO ROSA - ROSE GOLD- OR ROSE		AU02	723,00
ARGENTO - SILVER - ARGENT		AG00	811,00
BRONZO - BRONZE		BZ00	432,00
BRONZO SCURO - DARK BRONZE - BRONZE NOIR		BZ01	432,00



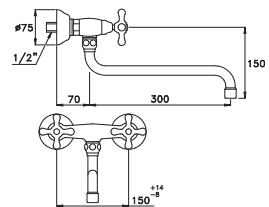
ROMA 3243/300

Gruppo per lavello a parete bocca bassa L=300

Exposed wall mounted sink mixer, low swinging spout, aerator, spout lenght 300 mm

Mélangeur d'évier mural apparent et bec orientable inférieure longueur 300 mm

	RM 04002	CR00	310,00
CROMO- CHROME			
NICHEL-NICKEL		NI00	370,00
NICHEL PVD- NICKEL PVD		PV02	455,00
NICHEL SPAZ - NICKEL MATTE - NICKEL MAT		NI01	389,00
OTTONE PVD - BRASS PVD - LAITON PVD		PV01	455,00
ORO - GOLD - OR 24 CARATS		AU00	957,00
ORO ROSA - ROSE GOLD- OR ROSE		AU02	766,00
ARGENTO - SILVER - ARGENT		AG00	857,00
BRONZO - BRONZE		BZ00	455,00
BRONZO SCURO - DARK BRONZE - BRONZE NOIR		BZ01	455,00



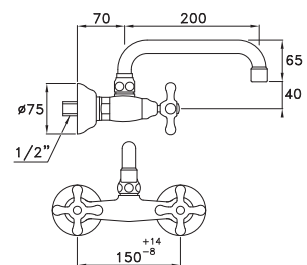
ROMA 3245/200

Gruppo per lavello a parete bocca alta L=200

Exposed wall mounted sink mixer, high swinging spout, aerator, spout lenght 200 mm

Mélangeur d'évier mural apparent et bec orientable longueur 200 mm

	RM 04006	CR00	287,00
CROMO- CHROME			
NICHEL-NICKEL		NI00	357,00
NICHEL PVD- NICKEL PVD		PV02	432,00
NICHEL SPAZ - NICKEL MATTE - NICKEL MAT		NI01	378,00
OTTONE PVD - BRASS PVD - LAITON PVD		PV01	432,00
ORO - GOLD - OR 24 CARATS		AU00	904,00
ORO ROSA - ROSE GOLD- OR ROSE		AU02	723,00
ARGENTO - SILVER - ARGENT		AG00	811,00
BRONZO - BRONZE		BZ00	432,00
BRONZO SCURO - DARK BRONZE - BRONZE NOIR		BZ01	432,00



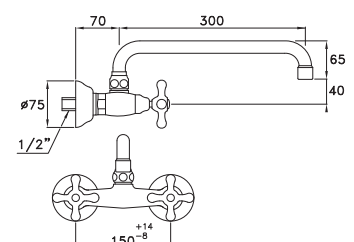
ROMA 3245/300

Gruppo per lavello a parete bocca alta L=300

Exposed wall mounted sink mixer, high swinging spout, aerator, spout lenght 300 mm

Mélangeur d'évier mural apparent et bec orientable longueur 300 mm

	RM 04007	CR00	310,00
CROMO- CHROME			
NICHEL-NICKEL		NI00	370,00
NICHEL PVD- NICKEL PVD		PV02	455,00
NICHEL SPAZ - NICKEL MATTE - NICKEL MAT		NI01	389,00
OTTONE PVD - BRASS PVD - LAITON PVD		PV01	455,00
ORO - GOLD - OR 24 CARATS		AU00	957,00
ORO ROSA - ROSE GOLD- OR ROSE		AU02	766,00
ARGENTO - SILVER - ARGENT		AG00	857,00
BRONZO - BRONZE		BZ00	455,00
BRONZO SCURO - DARK BRONZE - BRONZE NOIR		BZ01	455,00



Completamenti

Completions

Compléments

0/3229 - 1/2"

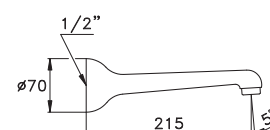
Bocca di erogazione a parete, attacco 1/2" lunghezza 215 mm

Wall mounted cast spout connection 1/2", length 215 mm

Bec mural fixe avec filetage femelle 1/2" longueur 215 mm



CROMO- CHROME	UN 09001 CRO0	151,00
NICHEL-NICKEL	NI00	208,00
NICHEL PVD- NICKEL PVD	PV02	249,00
NICHEL SPAZ - NICKEL MATTE - NICKEL MAT	NI01	218,00
OTTONE PVD - BRASS PVD - LAITON PVD	PV01	249,00
ORO - GOLD - OR 24 CARATS	AU00	603,00
ORO ROSA - ROSE GOLD- OR ROSE	AU02	423,00
ARGENTO - SILVER - ARGENT	AG00	541,00
BRONZO - BRONZE	BZ00	249,00
BRONZO SCURO - DARK BRONZE - BRONZE NOIR	BZ01	249,00



861 - 1/2"

Bocca di erogazione a parete con rompigetto aeratore all'uscita e diametro tubo 23 mm (sporgenza da parete a centro uscita 200 mm)

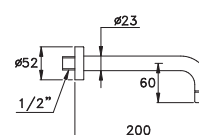
Wall mounted spout with aerator and spout diameter 23 mm

Projection from wall to outlet: 200 mm

Bec mural fixe diameter 23 mm. Mousseur Saille 200 mm



CROMO- CHROME	UN 09004 CRO0	93,00
NICHEL-NICKEL	NI00	125,00
NICHEL PVD- NICKEL PVD	PV02	155,00
NICHEL SPAZ - NICKEL MATTE - NICKEL MAT	NI01	133,00
OTTONE PVD - BRASS PVD - LAITON PVD	PV01	155,00
ORO - GOLD - OR 24 CARATS	AU00	325,00
ORO ROSA - ROSE GOLD- OR ROSE	AU02	260,00
ARGENTO - SILVER - ARGENT	AG00	287,00
BRONZO - BRONZE	BZ00	155,00
BRONZO SCURO - DARK BRONZE - BRONZE NOIR	BZ01	155,00



861AR - 1/2"

Bocca di lunghezza uguale a 100, 300, 400 mm

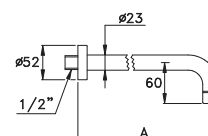
Per ordine far seguire al codice: /100, /300, /400

On request: projection of the spout of 100, 300, 400 mm

Bec longueur pareil à 100, 300, 400 mm

Pour ordre faire suivre le code usine de /100, /300, /400

CROMO- CHROME	UN 09005 CRO0	171,00
NICHEL-NICKEL	NI00	217,00
NICHEL PVD- NICKEL PVD	PV02	263,00
NICHEL SPAZ - NICKEL MATTE - NICKEL MAT	NI01	228,00
OTTONE PVD - BRASS PVD - LAITON PVD	PV01	263,00
ORO - GOLD - OR 24 CARATS	AU00	449,00
ORO ROSA - ROSE GOLD- OR ROSE	AU02	360,00
ARGENTO - SILVER - ARGENT	AG00	411,00
BRONZO - BRONZE	BZ00	263,00
BRONZO SCURO - DARK BRONZE - BRONZE NOIR	BZ01	263,00



0/256

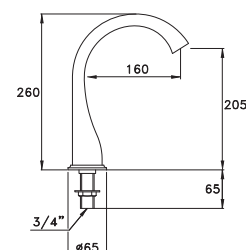
Bocca di erogazione

Bath spout

Bec haute à poser



CROMO- CHROME	UN 09008 CRO0	211,00
NICHEL-NICKEL	NI00	281,00
NICHEL PVD- NICKEL PVD	PV02	338,00
NICHEL SPAZ - NICKEL MATTE - NICKEL MAT	NI01	294,00
OTTONE PVD - BRASS PVD - LAITON PVD	PV01	338,00
ORO - GOLD - OR 24 CARATS	AU00	718,00
ORO ROSA - ROSE GOLD- OR ROSE	AU02	566,00
ARGENTO - SILVER - ARGENT	AG00	684,00
BRONZO - BRONZE	BZ00	338,00
BRONZO SCURO - DARK BRONZE - BRONZE NOIR	BZ01	338,00



358

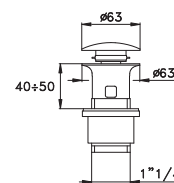
Scarico 1"1/4 per lavabo o bidet con apertura e chiusura del tappo a scatto con comando a pressione

Drain 1"1/4 for basin or bidet with spring-opening and closing with push control

Vidage pour lavabo ou bidet avec commande à pression, type "clic-clac"



	UN	CR00	79,00
CROMO- CHROME	UN	09200 CR00	79,00
NICHEL-NICKEL		NI00	110,00
NICHEL PVD- NICKEL PVD		PV02	134,00
NICHEL SPAZ - NICKEL MATTE - NICKEL MAT		NI01	116,00
OTTONE PVD - BRASS PVD - LAITON PVD		PV01	134,00
ORO - GOLD - OR 24 CARATS		AU00	277,00
ORO ROSA - ROSE GOLD- OR ROSE		AU02	194,00
ARGENTO - SILVER - ARGENT		AG00	249,00
BRONZO - BRONZE		BZ00	134,00
BRONZO SCURO - DARK BRONZE - BRONZE NOIR		BZ01	134,00



327S

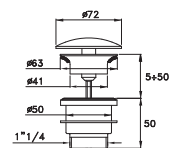
Piletta a griglia a scarico libero 1"1/4 per lavabo o bidet, con fissaggio a vite centrale e con coprigriglia

Free drain 1"1/4 for washbasin or bidet, central screw fastening

Vidage pour lavabo à écoulement libre avec porte clapet



	UN	CR00	70,00
CROMO- CHROME	UN	09202 CR00	70,00
NICHEL-NICKEL		NI00	85,00
NICHEL PVD- NICKEL PVD		PV02	101,00
NICHEL SPAZ - NICKEL MATTE - NICKEL MAT		NI01	90,00
OTTONE PVD - BRASS PVD - LAITON PVD		PV01	101,00
ORO - GOLD - OR 24 CARATS		AU00	179,00
ORO ROSA - ROSE GOLD- OR ROSE		AU02	126,00
ARGENTO - SILVER - ARGENT		AG00	155,00
BRONZO - BRONZE		BZ00	101,00
BRONZO SCURO - DARK BRONZE - BRONZE NOIR		BZ01	101,00



355DG

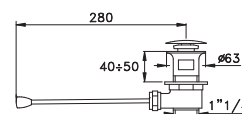
Scarico a salterello 1"1/4 girevole per lavabo e bidet, con comando a leva bassa orizzontale e tappo

Turning pop-up waste 1"1/4 for basin and bidet with low horizontal control lever

Vidage orientable 1" 1/4 pour lavabo ou bidet avec commande à levier et couvre clapet



	UN	CR00	133,00
CROMO- CHROME	UN	09201 CR00	133,00
NICHEL-NICKEL		NI00	179,00
NICHEL PVD- NICKEL PVD		PV02	225,00
NICHEL SPAZ - NICKEL MATTE - NICKEL MAT		NI01	188,00
OTTONE PVD - BRASS PVD - LAITON PVD		PV01	225,00
ORO - GOLD - OR 24 CARATS		AU00	472,00
ORO ROSA - ROSE GOLD- OR ROSE		AU02	331,00
ARGENTO - SILVER - ARGENT		AG00	411,00
BRONZO - BRONZE		BZ00	225,00
BRONZO SCURO - DARK BRONZE - BRONZE NOIR		BZ01	225,00



746

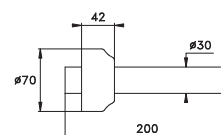
Tubo diritto di uscita da parete Ø 30 mm, completo di rosone

Straight pipe diameter 30 mm with rosette

Tube de chasse droit Ø 30 mm



	UN	CR00	31,00
CROMO- CHROME	UN	09404 CR00	31,00
NICHEL-NICKEL		NI00	40,00
NICHEL PVD- NICKEL PVD		PV02	55,00
NICHEL SPAZ - NICKEL MATTE - NICKEL MAT		NI01	42,00
OTTONE PVD - BRASS PVD - LAITON PVD		PV01	55,00
ORO - GOLD - OR 24 CARATS		AU00	274,00
ORO ROSA - ROSE GOLD- OR ROSE		AU02	192,00
ARGENTO - SILVER - ARGENT		AG00	249,00
BRONZO - BRONZE		BZ00	55,00
BRONZO SCURO - DARK BRONZE - BRONZE NOIR		BZ01	55,00



461T

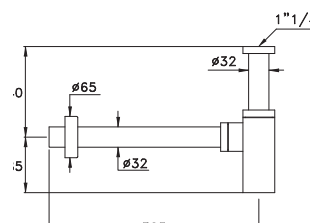
Sifone a "bottiglia"; profilo tondo

Round bottle trap

Siphon bouteille rond



	UN	CR00	125,00
CROMO- CHROME	UN	09402 CR00	125,00
NICHEL-NICKEL		NI00	167,00
NICHEL PVD- NICKEL PVD		PV02	200,00
NICHEL SPAZ - NICKEL MATTE - NICKEL MAT		NI01	174,00
OTTONE PVD - BRASS PVD - LAITON PVD		PV01	200,00
ORO - GOLD - OR 24 CARATS		AU00	425,00
ORO ROSA - ROSE GOLD- OR ROSE		AU02	335,00
ARGENTO - SILVER - ARGENT		AG00	405,00
BRONZO - BRONZE		BZ00	200,00
BRONZO SCURO - DARK BRONZE - BRONZE NOIR		BZ01	200,00



467T

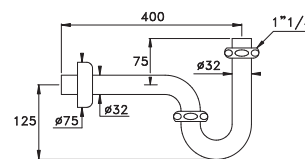
Sifone a "P" in tubo Ø 32 mm per lavabo (chiusura idraulica 50 mm, secondo la Norma Europea)

P trap diameter 32 mm pipe for washbasin (50 mm trap in conformity with European standards)

Siphon tubulaire de lavabo Ø 32 mm Garde d'eau 50 mm, selon la Norme Européenne



CROMO- CHROME	UN 09400	CR00	96,00
NICHEL-NICKEL	NI00		128,00
NICHEL PVD- NICKEL PVD	PV02		154,00
NICHEL SPAZ - NICKEL MATTE - NICKEL MAT	NI01		134,00
OTTONE PVD - BRASS PVD - LAITON PVD	PV01		154,00
ORO - GOLD - OR 24 CARATS	AU00		327,00
ORO ROSA - ROSE GOLD- OR ROSE	AU02		258,00
ARGENTO - SILVER - ARGENT	AG00		312,00
BRONZO - BRONZE	BZ00		154,00
BRONZO SCURO - DARK BRONZE - BRONZE NOIR	BZ01		154,00



476T

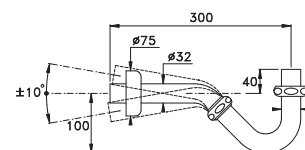
Sifone a "P" in tubo Ø 32 mm per bidet (chiusura idraulica 50 mm, secondo la Norma Europea)

P trap diameter 32 mm pipe for bidet (50 mm trap in conformity with European standards)

Siphon tubulaire de bidet Ø 32 mm Garde d'eau 50 mm, selon la Norme Européenne



CROMO- CHROME	UN 09401	CR00	92,00
NICHEL-NICKEL	NI00		123,00
NICHEL PVD- NICKEL PVD	PV02		148,00
NICHEL SPAZ - NICKEL MATTE - NICKEL MAT	NI01		128,00
OTTONE PVD - BRASS PVD - LAITON PVD	PV01		148,00
ORO - GOLD - OR 24 CARATS	AU00		313,00
ORO ROSA - ROSE GOLD- OR ROSE	AU02		247,00
ARGENTO - SILVER - ARGENT	AG00		299,00
BRONZO - BRONZE	BZ00		148,00
BRONZO SCURO - DARK BRONZE - BRONZE NOIR	BZ01		148,00



703 - 3/4"

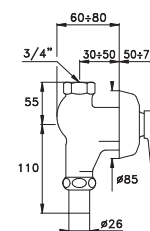
Rubinetto di cacciata per installazione da incasso a parete, con chiusura a vite

Flushing tap, concealed wall-mounting, screw closing valve 3/4"

Robinet de chasse à encastrer à fermeture manuelle



CROMO- CHROME	UN 08000	CR00	211,00
NICHEL-NICKEL	NI00		281,00
NICHEL PVD- NICKEL PVD	PV02		338,00
NICHEL SPAZ - NICKEL MATTE - NICKEL MAT	NI01		294,00
OTTONE PVD - BRASS PVD - LAITON PVD	PV01		338,00
ORO - GOLD - OR 24 CARATS	AU00		718,00
ORO ROSA - ROSE GOLD- OR ROSE	AU02		566,00
ARGENTO - SILVER - ARGENT	AG00		684,00
BRONZO - BRONZE	BZ00		338,00
BRONZO SCURO - DARK BRONZE - BRONZE NOIR	BZ01		338,00



704 - 3/4"

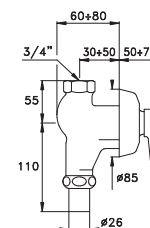
Rubinetto di cacciata per installazione da incasso a parete, chiusura a molla non ritardata

Flushing tap, concealed wall-mounting, with undelayed spring valve 3/4"

Robinet de chasse à encastrer avec fermeture à ressort non temporisée



CROMO- CHROME	UN 08100	CR00	219,00
NICHEL-NICKEL	NI00		292,00
NICHEL PVD- NICKEL PVD	PV02		351,00
NICHEL SPAZ - NICKEL MATTE - NICKEL MAT	NI01		305,00
OTTONE PVD - BRASS PVD - LAITON PVD	PV01		351,00
ORO - GOLD - OR 24 CARATS	AU00		745,00
ORO ROSA - ROSE GOLD- OR ROSE	AU02		587,00
ARGENTO - SILVER - ARGENT	AG00		710,00
BRONZO - BRONZE	BZ00		351,00
BRONZO SCURO - DARK BRONZE - BRONZE NOIR	BZ01		351,00



3820

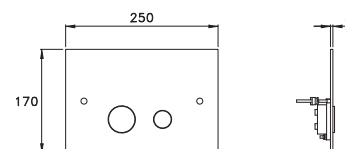
Placca per cassetta di scarico. Compatibile con i sistemi Geberit Sigma UP320 e UP720.

WC Control plate. Compatible with Geberit Sigma systems UP320 e UP720.

Plaque en laiton massif double touche. Compatible avec système Geberit Sigma UP320 et UP 720



CROMO- CHROME	UN 09500	CR00	345,00
NICHEL-NICKEL	NI00		480,00
NICHEL PVD- NICKEL PVD	PV02		587,00
NICHEL SPAZ - NICKEL MATTE - NICKEL MAT	NI01		504,00
OTTONE PVD - BRASS PVD - LAITON PVD	PV01		587,00
ORO - GOLD - OR 24 CARATS	AU00		1207,00
ORO ROSA - ROSE GOLD- OR ROSE	AU02		966,00
ARGENTO - SILVER - ARGENT	AG00		1086,00
BRONZO - BRONZE	BZ00		587,00
BRONZO SCURO - DARK BRONZE - BRONZE NOIR	BZ01		587,00



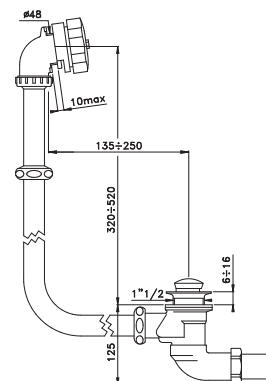
338

Colonna di scarico per vasca con comando a volantino, codolo di uscita in materiale plastico Ø 40 mm

Vertical bath-drain pipe, handwheel control, plastic outlet pipe diameter 40 mm

Vidage de baignoire sans siphon, avec coude de sortie plastique Ø 40 mm

	UN 09203	CR00	287,00
CROMO- CHROME			
NICHEL-NICKEL	NI00		364,00
NICHEL PVD- NICKEL PVD	PV02		424,00
NICHEL SPAZ - NICKEL MATTE - NICKEL MAT	NI01		383,00
OTTONE PVD - BRASS PVD - LAITON PVD	PV01		424,00
ORO - GOLD - OR 24 CARATS	AU00		772,00
ORO ROSA - ROSE GOLD- OR ROSE	AU02		541,00
ARGENTO - SILVER - ARGENT	AG00		680,00
BRONZO - BRONZE	BZ00		424,00
BRONZO SCURO -DARK BRONZE - BRONZE NOIR	BZ01		424,00



338AV

Come 338 ma interamente rifinita per installazione "a vista"

Same as 338 but finished for installation in sight

Idem 338, finition pour installation apparente

	UN 09204	CR00	842,00
CROMO- CHROME			
NICHEL-NICKEL	NI00		1164,00
NICHEL PVD- NICKEL PVD	PV02		1428,00
NICHEL SPAZ - NICKEL MATTE - NICKEL MAT	NI01		1223,00
OTTONE PVD - BRASS PVD - LAITON PVD	PV01		1428,00
ORO - GOLD - OR 24 CARATS	AU00		3462,00
ORO ROSA - ROSE GOLD- OR ROSE	AU02		2424,00
ARGENTO - SILVER - ARGENT	AG00		3070,00
BRONZO - BRONZE	BZ00		1428,00
BRONZO SCURO -DARK BRONZE - BRONZE NOIR	BZ01		1428,00

338S

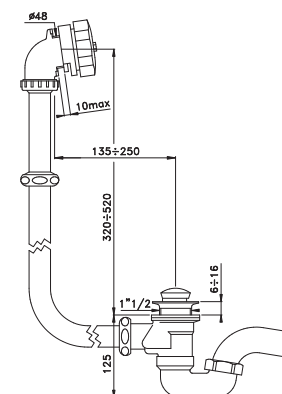
Colonna di scarico per vasca, con comando a volantino, completa di sifone, codolo di uscita in materiale plastico Ø 40 mm (chiusura idraulica 50 mm, secondo la Norma Europea)

Vertical bath-drain pipe, handwheel control, with trap, plastic outlet pipe diameter 40 mm (50 mm trap in conformity with European standards)

Vidage de baignoire avec siphon, coude de sortie plastique Ø 40 mm

Garde d'eau 50 mm, selon la Norme Européenn

	UN 09205	CR00	364,00
CROMO- CHROME			
NICHEL-NICKEL	NI00		440,00
NICHEL PVD- NICKEL PVD	PV02		502,00
NICHEL SPAZ - NICKEL MATTE - NICKEL MAT	NI01		462,00
OTTONE PVD - BRASS PVD - LAITON PVD	PV01		502,00
ORO - GOLD - OR 24 CARATS	AU00		857,00
ORO ROSA - ROSE GOLD- OR ROSE	AU02		600,00
ARGENTO - SILVER - ARGENT	AG00		757,00
BRONZO - BRONZE	BZ00		502,00
BRONZO SCURO -DARK BRONZE - BRONZE NOIR	BZ01		502,00



338SAV

Come 338S ma rifinita per installazione "a vista"

Same as 338S but finished for installation in sight

Idem 338S, finition pour installation apparente

	UN 09206	CR00	942,00
CROMO- CHROME			
NICHEL-NICKEL	NI00		1318,00
NICHEL PVD- NICKEL PVD	PV02		1613,00
NICHEL SPAZ - NICKEL MATTE - NICKEL MAT	NI01		1384,00
OTTONE PVD - BRASS PVD - LAITON PVD	PV01		1613,00
ORO - GOLD - OR 24 CARATS	AU00		3879,00
ORO ROSA - ROSE GOLD- OR ROSE	AU02		2716,00
ARGENTO - SILVER - ARGENT	AG00		3448,00
BRONZO - BRONZE	BZ00		1613,00
BRONZO SCURO -DARK BRONZE - BRONZE NOIR	BZ01		1613,00

Docce

Shower

Douches

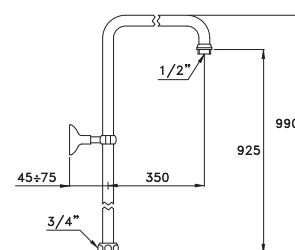
301

Tubo doccia rigido

Rigid shower pipe

Colonne de douche apparente

	UN	03200	CR00	219,00
CROMO- CHROME				
NICHEL-NICKEL			NI00	292,00
NICHEL PVD- NICKEL PVD			PV02	351,00
NICHEL SPAZ - NICKEL MATTE - NICKEL MAT			NI01	305,00
OTTONE PVD - BRASS PVD - LAITON PVD			PV01	351,00
ORO - GOLD - OR 24 CARATS			AU00	745,00
ORO ROSA - ROSE GOLD- OR ROSE			AU02	587,00
ARGENTO - SILVER - ARGENT			AG00	710,00
BRONZO - BRONZE			BZ00	351,00
BRONZO SCURO -DARK BRONZE - BRONZE NOIR			BZ01	351,00



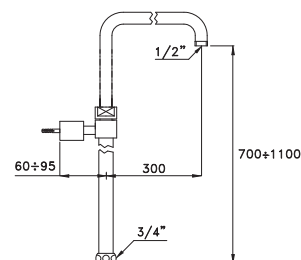
301TB

Tubo doccia Telescopico (altezza regolabile 70-110 cm)

Telescopic Shower pipe (adjustable height 70-110 cm)

Colonne réglable de douche apparent (70 à 110 cm)

	UN	03201	CR00	348,00
CROMO- CHROME				
NICHEL-NICKEL			NI00	463,00
NICHEL PVD- NICKEL PVD			PV02	557,00
NICHEL SPAZ - NICKEL MATTE - NICKEL MAT			NI01	484,00
OTTONE PVD - BRASS PVD - LAITON PVD			PV01	557,00
ORO - GOLD - OR 24 CARATS			AU00	1184,00
ORO ROSA - ROSE GOLD- OR ROSE			AU02	933,00
ARGENTO - SILVER - ARGENT			AG00	1128,00
BRONZO - BRONZE			BZ00	557,00
BRONZO SCURO -DARK BRONZE - BRONZE NOIR			BZ01	557,00



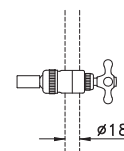
C301

Supporto scorrevole per doccetta per tubo doccia rigido mod 301

Hand shower sliding support for rigid shower pipe 301

Support pour douchette pour colonne model 301

	RM	09150	CR00	128,00
CROMO- CHROME				
NICHEL-NICKEL			NI00	171,00
NICHEL PVD- NICKEL PVD			PV02	205,00
NICHEL SPAZ - NICKEL MATTE - NICKEL MAT			NI01	178,00
OTTONE PVD - BRASS PVD - LAITON PVD			PV01	205,00
ORO - GOLD - OR 24 CARATS			AU00	436,00
ORO ROSA - ROSE GOLD- OR ROSE			AU02	344,00
ARGENTO - SILVER - ARGENT			AG00	415,00
BRONZO - BRONZE			BZ00	205,00
BRONZO SCURO -DARK BRONZE - BRONZE NOIR			BZ01	205,00



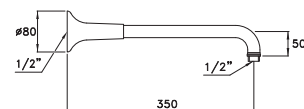
303

Braccio doccia

Shower arm

Bras de douche

	UN	03203	CR00	121,00
CROMO- CHROME				
NICHEL-NICKEL			NI00	161,00
NICHEL PVD- NICKEL PVD			PV02	194,00
NICHEL SPAZ - NICKEL MATTE - NICKEL MAT			NI01	169,00
OTTONE PVD - BRASS PVD - LAITON PVD			PV01	194,00
ORO - GOLD - OR 24 CARATS			AU00	412,00
ORO ROSA - ROSE GOLD- OR ROSE			AU02	325,00
ARGENTO - SILVER - ARGENT			AG00	393,00
BRONZO - BRONZE			BZ00	194,00
BRONZO SCURO -DARK BRONZE - BRONZE NOIR			BZ01	194,00



303BIS

Braccio doccia

Shower arm

Bras de douche



	UN	03204	CR00	114,00
CROMO- CHROME				
NICHEL-NICKEL			NI00	152,00
NICHEL PVD- NICKEL PVD			PV02	183,00
NICHEL SPAZ - NICKEL MATTE - NICKEL MAT			NI01	159,00
OTTONE PVD - BRASS PVD - LAITON PVD			PV01	183,00
ORO - GOLD - OR 24 CARATS			AU00	388,00
ORO ROSA - ROSE GOLD- OR ROSE			AU02	306,00
ARGENTO - SILVER - ARGENT			AG00	370,00
BRONZO - BRONZE			BZ00	183,00
BRONZO SCURO -DARK BRONZE - BRONZE NOIR			BZ01	183,00



303L

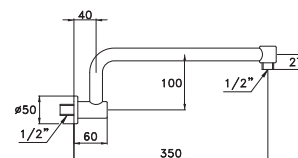
Braccio doccia

Shower arm

Bras de douche



	UN	03205	CR00	147,00
CROMO- CHROME				
NICHEL-NICKEL			NI00	196,00
NICHEL PVD- NICKEL PVD			PV02	236,00
NICHEL SPAZ - NICKEL MATTE - NICKEL MAT			NI01	205,00
OTTONE PVD - BRASS PVD - LAITON PVD			PV01	236,00
ORO - GOLD - OR 24 CARATS			AU00	500,00
ORO ROSA - ROSE GOLD- OR ROSE			AU02	394,00
ARGENTO - SILVER - ARGENT			AG00	477,00
BRONZO - BRONZE			BZ00	236,00
BRONZO SCURO -DARK BRONZE - BRONZE NOIR			BZ01	236,00



311

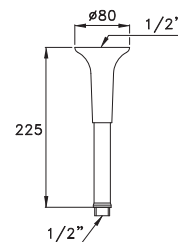
Braccio doccia da soffitto

Ceiling mounted shower arm

Bras de douche de plafond



	UN	03206	CR00	121,00
CROMO- CHROME				
NICHEL-NICKEL			NI00	161,00
NICHEL PVD- NICKEL PVD			PV02	194,00
NICHEL SPAZ - NICKEL MATTE - NICKEL MAT			NI01	169,00
OTTONE PVD - BRASS PVD - LAITON PVD			PV01	194,00
ORO - GOLD - OR 24 CARATS			AU00	412,00
ORO ROSA - ROSE GOLD- OR ROSE			AU02	325,00
ARGENTO - SILVER - ARGENT			AG00	393,00
BRONZO - BRONZE			BZ00	194,00
BRONZO SCURO -DARK BRONZE - BRONZE NOIR			BZ01	194,00



311AR

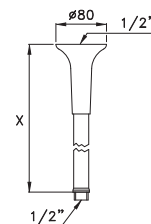
Braccio doccia da soffitto, lunghezza a richiesta

Ceiling mounted shower arm, length on request

Bras de douche de plafond, longueur sur demande



	UN	03207	CR00	151,00
CROMO- CHROME				
NICHEL-NICKEL			NI00	201,00
NICHEL PVD- NICKEL PVD			PV02	242,00
NICHEL SPAZ - NICKEL MATTE - NICKEL MAT			NI01	210,00
OTTONE PVD - BRASS PVD - LAITON PVD			PV01	242,00
ORO - GOLD - OR 24 CARATS			AU00	514,00
ORO ROSA - ROSE GOLD- OR ROSE			AU02	405,00
ARGENTO - SILVER - ARGENT			AG00	490,00
BRONZO - BRONZE			BZ00	242,00
BRONZO SCURO -DARK BRONZE - BRONZE NOIR			BZ01	242,00



303TER313A

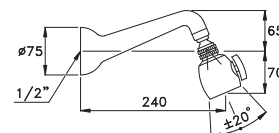
Braccio doccia modello pesante, completo di soffione a due getti art. 313A, orientabile con raccordo a snodo sferico

Shower arm, heavy duty, 2-stream shower head ref. 313A, directional with ball joint union

Bras et pomme de douche à rotule à 2 jets réf. 313A



	UN	03308	CR00	216,00
CROMO- CHROME				
NICHEL-NICKEL			NI00	288,00
NICHEL PVD- NICKEL PVD			PV02	346,00
NICHEL SPAZ - NICKEL MATTE - NICKEL MAT			NI01	301,00
OTTONE PVD - BRASS PVD - LAITON PVD			PV01	346,00
ORO - GOLD - OR 24 CARATS			AU00	735,00
ORO ROSA - ROSE GOLD- OR ROSE			AU02	579,00
ARGENTO - SILVER - ARGENT			AG00	700,00
BRONZO - BRONZE			BZ00	346,00
BRONZO SCURO -DARK BRONZE - BRONZE NOIR			BZ01	346,00



313A

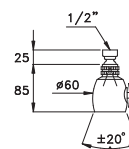
Soffione a due getti orientabile con raccordo a snodo sferico

2-stream directional shower head with ball-joint union

Pomme de douche à rotule, à 2 jets



CROMO- CHROME	UN 03004 CR00	146,00
NICHEL-NICKEL	NI00	195,00
NICHEL PVD- NICKEL PVD	PV02	234,00
NICHEL SPAZ - NICKEL MATTE- NICKEL MAT	NI01	203,00
OTTONE PVD - BRASS PVD - LAITON PVD	PV01	234,00
ORO - GOLD - OR 24 CARATS	AU00	497,00
ORO ROSA - ROSE GOLD- OR ROSE	AU02	392,00
ARGENTO - SILVER - ARGENT	AG00	474,00
BRONZO - BRONZE	BZ00	234,00
BRONZO SCURO -DARK BRONZE - BRONZE NOIR	BZ01	234,00



314A-90

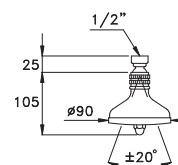
Soffione a pioggia orientabile art. 314A Ø 90 mm, sistema anticalcare

Shower head ref.314A Ø 90 mm, anti-limescale system

Pomme à rotule orientable ref.314A Ø 90 mm avec picots et système anticalcaire



CROMO- CHROME	UN 03000 CR00	171,00
NICHEL-NICKEL	NI00	233,00
NICHEL PVD- NICKEL PVD	PV02	278,00
NICHEL SPAZ - NICKEL MATTE- NICKEL MAT	NI01	245,00
OTTONE PVD - BRASS PVD - LAITON PVD	PV01	278,00
ORO - GOLD - OR 24 CARATS	AU00	750,00
ORO ROSA - ROSE GOLD- OR ROSE	AU02	525,00
ARGENTO - SILVER - ARGENT	AG00	657,00
BRONZO - BRONZE	BZ00	278,00
BRONZO SCURO -DARK BRONZE - BRONZE NOIR	BZ01	278,00



314A-140

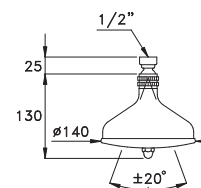
Soffione a pioggia orientabile art. 314A Ø 140 mm, sistema anticalcare

Shower head ref.314A Ø 140 mm, anti-limescale system

Pomme à rotule orientable ref.314A Ø 140 mm avec picots et système anticalcaire



CROMO- CHROME	UN 03001 CR00	332,00
NICHEL-NICKEL	NI00	472,00
NICHEL PVD- NICKEL PVD	PV02	572,00
NICHEL SPAZ - NICKEL MATTE- NICKEL MAT	NI01	496,00
OTTONE PVD - BRASS PVD - LAITON PVD	PV01	572,00
ORO - GOLD - OR 24 CARATS	AU00	1274,00
ORO ROSA - ROSE GOLD- OR ROSE	AU02	892,00
ARGENTO - SILVER - ARGENT	AG00	1123,00
BRONZO - BRONZE	BZ00	572,00
BRONZO SCURO -DARK BRONZE - BRONZE NOIR	BZ01	572,00



314A-220

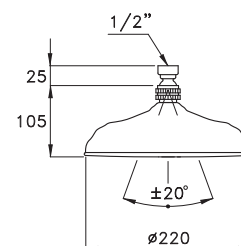
Soffione a pioggia orientabile art. 314A Ø 220 mm, sistema anticalcare con pressione acqua

Shower head ref.314A Ø 220 mm with anti-limescale system and distribution cartidge

Pomme à rotule orientable ref.314A Ø 220 mm avec picots et système anticalcaire et cartouche de distribution



CROMO- CHROME	UN 03002 CR00	383,00
NICHEL-NICKEL	NI00	532,00
NICHEL PVD- NICKEL PVD	PV02	651,00
NICHEL SPAZ - NICKEL MATTE- NICKEL MAT	NI01	559,00
OTTONE PVD - BRASS PVD - LAITON PVD	PV01	651,00
ORO - GOLD - OR 24 CARATS	AU00	1504,00
ORO ROSA - ROSE GOLD- OR ROSE	AU02	1053,00
ARGENTO - SILVER - ARGENT	AG00	1327,00
BRONZO - BRONZE	BZ00	651,00
BRONZO SCURO -DARK BRONZE - BRONZE NOIR	BZ01	651,00



314A-300

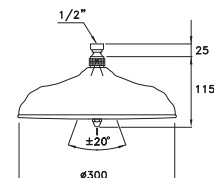
Soffione a pioggia orientabile art. 314A Ø 300 mm, sistema anticalcare con pressione acqua

Shower head ref.314A Ø 300 mm with anti-limescale system and distribution cartidge

Pomme à rotule orientable ref.314A Ø 300 mm avec picots et système anticalcaire et cartouche de distribution



CROMO- CHROME	UN 03003 CR00	726,00
NICHEL-NICKEL	NI00	1009,00
NICHEL PVD- NICKEL PVD	PV02	1232,00
NICHEL SPAZ - NICKEL MATTE- NICKEL MAT	NI01	1059,00
OTTONE PVD - BRASS PVD - LAITON PVD	PV01	1232,00
ORO - GOLD - OR 24 CARATS	AU00	2463,00
ORO ROSA - ROSE GOLD- OR ROSE	AU02	1725,00
ARGENTO - SILVER - ARGENT	AG00	2216,00
BRONZO - BRONZE	BZ00	1232,00
BRONZO SCURO -DARK BRONZE - BRONZE NOIR	BZ01	1232,00



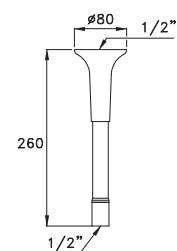
399

Braccio doccia da soffitto per 299 e 299bis

Ceiling mounted shower arm 299 and 299bis

Bras de douche de plafond pour 299 et 299bis

	UN	03220	CR00	121,00
CROMO- CHROME				
NICHEL-NICKEL			NI00	161,00
NICHEL PVD- NICKEL PVD			PV02	194,00
NICHEL SPAZ - NICKEL MATTE - NICKEL MAT			NI01	169,00
OTTONE PVD - BRASS PVD - LAITON PVD			PV01	194,00
ORO - GOLD - OR 24 CARATS			AU00	412,00
ORO ROSA - ROSE GOLD- OR ROSE			AU02	325,00
ARGENTO - SILVER - ARGENT			AG00	393,00
BRONZO - BRONZE			BZ00	194,00
BRONZO SCURO - DARK BRONZE - BRONZE NOIR			BZ01	194,00



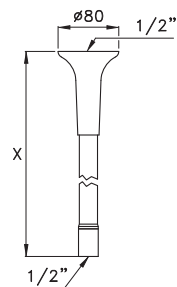
399AR

Braccio doccia da soffitto per 299 e 299bis, lunghezza a richiesta

Ceiling mounted shower arm 299 and 299bis, lenght on request

Bras de douche de plafond pour 299 et 299bis, longueur sur demande

	UN	03221	CR00	151,00
CROMO- CHROME				
NICHEL-NICKEL			NI00	201,00
NICHEL PVD- NICKEL PVD			PV02	242,00
NICHEL SPAZ - NICKEL MATTE - NICKEL MAT			NI01	210,00
OTTONE PVD - BRASS PVD - LAITON PVD			PV01	242,00
ORO - GOLD - OR 24 CARATS			AU00	514,00
ORO ROSA - ROSE GOLD- OR ROSE			AU02	405,00
ARGENTO - SILVER - ARGENT			AG00	490,00
BRONZO - BRONZE			BZ00	242,00
BRONZO SCURO - DARK BRONZE - BRONZE NOIR			BZ01	242,00



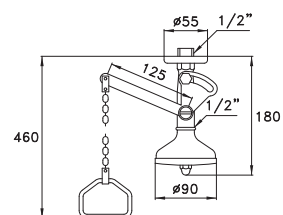
299-Ø 90

Rubinetto per doccia a chiusura automatica a molla non ritardata con soffione a pioggia art. 314Ø 90mm

Shower tap, automatic non-delayed spring closing, with shower head ref. 314A Ø 90mm

Robinet de douche commandé par chaîne, à fermeture automatique non temporisée, avec pomme de douche fixe diam 90 mm

	UN	03010	CR00	1388,00
CROMO- CHROME				
NICHEL-NICKEL			NI00	1615,00
NICHEL PVD- NICKEL PVD			PV02	1831,00
NICHEL SPAZ - NICKEL MATTE - NICKEL MAT			NI01	1638,00
OTTONE PVD - BRASS PVD - LAITON PVD			PV01	1831,00
ORO - GOLD - OR 24 CARATS			AU00	2584,00
ORO ROSA - ROSE GOLD- OR ROSE			AU02	1809,00
ARGENTO - SILVER - ARGENT			AG00	2413,00
BRONZO - BRONZE			BZ00	1831,00
BRONZO SCURO - DARK BRONZE - BRONZE NOIR			BZ01	1831,00



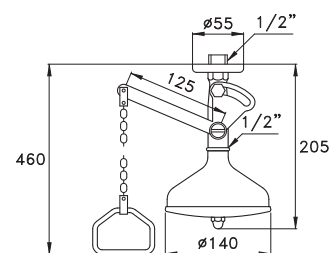
299-Ø 140

Rubinetto per doccia a chiusura automatica a molla non ritardata con soffione a pioggia art. 314Ø 140mm

Shower tap, automatic non-delayed spring closing, with shower head ref. 314A Ø 140 mm

Robinet de douche commandé par chaîne, à fermeture automatique non temporisée, avec pomme de douche fixe diam 140mm

	UN	03011	CR00	1530,00
CROMO- CHROME				
NICHEL-NICKEL			NI00	1825,00
NICHEL PVD- NICKEL PVD			PV02	1976,00
NICHEL SPAZ - NICKEL MATTE - NICKEL MAT			NI01	1858,00
OTTONE PVD - BRASS PVD - LAITON PVD			PV01	1976,00
ORO - GOLD - OR 24 CARATS			AU00	2945,00
ORO ROSA - ROSE GOLD- OR ROSE			AU02	2262,00
ARGENTO - SILVER - ARGENT			AG00	2832,00
BRONZO - BRONZE			BZ00	1976,00
BRONZO SCURO - DARK BRONZE - BRONZE NOIR			BZ01	1976,00



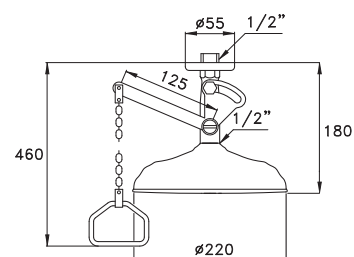
299-Ø 220

Rubinetto per doccia a chiusura automatica a molla non ritardata con soffione a pioggia art. 314Ø 220mm

Shower tap, automatic non-delayed spring closing, with shower head ref. 314A Ø 220 mm

Robinet de douche commandé par chaîne, à fermeture automatique non temporisée, avec pomme de douche fixe diam 220mm

	UN	03012	CR00	1624,00
CROMO- CHROME				
NICHEL-NICKEL			NI00	1947,00
NICHEL PVD- NICKEL PVD			PV02	2222,00
NICHEL SPAZ - NICKEL MATTE - NICKEL MAT			NI01	1989,00
OTTONE PVD - BRASS PVD - LAITON PVD			PV01	2222,00
ORO - GOLD - OR 24 CARATS			AU00	3325,00
ORO ROSA - ROSE GOLD- OR ROSE			AU02	2328,00
ARGENTO - SILVER - ARGENT			AG00	3168,00
BRONZO - BRONZE			BZ00	2222,00
BRONZO SCURO - DARK BRONZE - BRONZE NOIR			BZ01	2222,00



299BIS-Ø 90

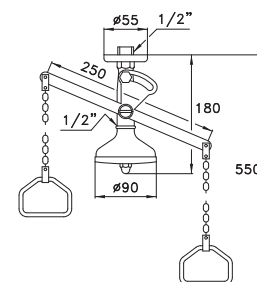
Rubinetto per doccia a chiusura comandata con soffione a pioggia art. 314 diam 314A-90

Shower tap, controlled shut off, with shower head ref. 314A diam 90

Pomme de douche diam 90 commandé par chaîne, à fermeture manuelle non automatique non temporise.



	UN 03013	CR00	1590,00
CROMO- CHROME			
NICHEL-NICKEL	NI00		1893,00
NICHEL PVD- NICKEL PVD	PV02		2328,00
NICHEL SPAZ - NICKEL MATTE - NICKEL MAT	NI01		1946,00
OTTONE PVD - BRASS PVD - LAITON PVD	PV01		2328,00
ORO - GOLD - OR 24 CARATS	AU00		3384,00
ORO ROSA - ROSE GOLD- OR ROSE	AU02		2369,00
ARGENTO - SILVER - ARGENT	AG00		3143,00
BRONZO - BRONZE	BZ00		2328,00
BRONZO SCURO - DARK BRONZE - BRONZE NOIR	BZ01		2328,00



299BIS-Ø 140

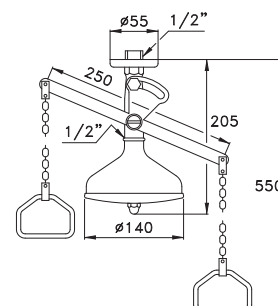
Rubinetto per doccia a chiusura comandata con soffione a pioggia art. 314 diam 314A-140

Shower tap, controlled shut off, with shower head ref. 314A diam 140

Pomme de douche diam 140 commandé par chaîne, à fermeture manuelle non automatique non temporise.



	UN 03014	CR00	1731,00
CROMO- CHROME			
NICHEL-NICKEL	NI00		2135,00
NICHEL PVD- NICKEL PVD	PV02		2505,00
NICHEL SPAZ - NICKEL MATTE - NICKEL MAT	NI01		2200,00
OTTONE PVD - BRASS PVD - LAITON PVD	PV01		2505,00
ORO - GOLD - OR 24 CARATS	AU00		3803,00
ORO ROSA - ROSE GOLD- OR ROSE	AU02		2662,00
ARGENTO - SILVER - ARGENT	AG00		3621,00
BRONZO - BRONZE	BZ00		2505,00
BRONZO SCURO - DARK BRONZE - BRONZE NOIR	BZ01		2505,00



299BIS-Ø 220

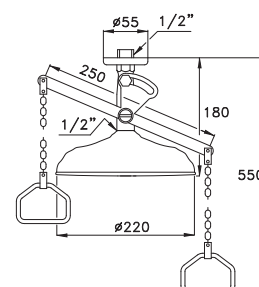
Rubinetto per doccia a chiusura comandata con soffione a pioggia art. 314 diam 314A-220

Shower tap, controlled shut off, with shower head ref. 314A diam 220

Pomme de douche diam 220 commandé par chaîne, à fermeture manuelle non automatique non temporise.



	UN 03015	CR00	1825,00
CROMO- CHROME			
NICHEL-NICKEL	NI00		2245,00
NICHEL PVD- NICKEL PVD	PV02		2742,00
NICHEL SPAZ - NICKEL MATTE - NICKEL MAT	NI01		2318,00
OTTONE PVD - BRASS PVD - LAITON PVD	PV01		2742,00
ORO - GOLD - OR 24 CARATS	AU00		4170,00
ORO ROSA - ROSE GOLD- OR ROSE	AU02		2919,00
ARGENTO - SILVER - ARGENT	AG00		3943,00
BRONZO - BRONZE	BZ00		2742,00
BRONZO SCURO - DARK BRONZE - BRONZE NOIR	BZ01		2742,00



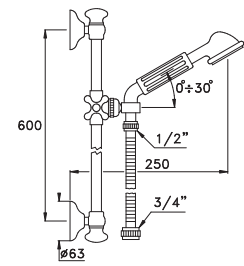
ROMA 302

Doccia a mano con asta a parete

Shower hand, dual use, wall mounted slider bar, sliding jointed support and other parts

Ensemble de douche sur barre réglable, douchette et barre de type ROMA

	RM	03100	CR00	278,00
CROMO- CHROME				
NICHEL-NICKEL			NI00	418,00
NICHEL PVD- NICKEL PVD			PV02	472,00
NICHEL SPAZ - NICKEL MATTE - NICKEL MAT			NI01	439,00
OTTONE PVD - BRASS PVD - LAITON PVD			PV01	472,00
ORO - GOLD - OR 24 CARATS			AU00	1057,00
ORO ROSA - ROSE GOLD- OR ROSE			AU02	846,00
ARGENTO - SILVER - ARGENT			AG00	952,00
BRONZO - BRONZE			BZ00	472,00
BRONZO SCURO - DARK BRONZE - BRONZE NOIR			BZ01	472,00



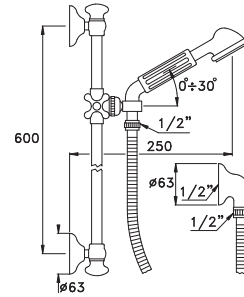
ROMA 302A

Doccia a mano con asta a parete, presa alimentazione

Shower hand-held, dual use, wall mounted slider bar and wall mounted intake, sliding jointed support and other parts coordinated with ROMA line.

Ensemble de douche sur barre réglable avec douchette et barre de type ROMA et coude d'alimentation

	RM	03103	CR00	302,00
CROMO- CHROME				
NICHEL-NICKEL			NI00	464,00
NICHEL PVD- NICKEL PVD			PV02	525,00
NICHEL SPAZ - NICKEL MATTE - NICKEL MAT			NI01	487,00
OTTONE PVD - BRASS PVD - LAITON PVD			PV01	525,00
ORO - GOLD - OR 24 CARATS			AU00	1158,00
ORO ROSA - ROSE GOLD- OR ROSE			AU02	926,00
ARGENTO - SILVER - ARGENT			AG00	1042,00
BRONZO - BRONZE			BZ00	525,00
BRONZO SCURO - DARK BRONZE - BRONZE NOIR			BZ01	525,00



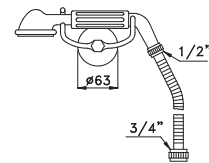
304

Doccia a mano con supporto fisso a parete

Hand spray head with wall bracket

Ensemble de douche avec crochet mural fixe avec douchette

	RM	03106	CR00	186,00
CROMO- CHROME				
NICHEL-NICKEL			NI00	287,00
NICHEL PVD- NICKEL PVD			PV02	317,00
NICHEL SPAZ - NICKEL MATTE - NICKEL MAT			NI01	301,00
OTTONE PVD - BRASS PVD - LAITON PVD			PV01	317,00
ORO - GOLD - OR 24 CARATS			AU00	718,00
ORO ROSA - ROSE GOLD- OR ROSE			AU02	574,00
ARGENTO - SILVER - ARGENT			AG00	646,00
BRONZO - BRONZE			BZ00	317,00
BRONZO SCURO - DARK BRONZE - BRONZE NOIR			BZ01	317,00



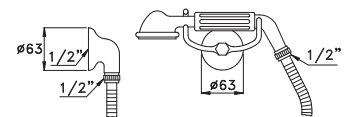
304A

Doccia a mano con supporto fisso a parete e presa alimentazione

Hand spray head with wall mounted support and intake

Ensemble de douche avec coude d'alimentation

	RM	03109	CR00	217,00
CROMO- CHROME				
NICHEL-NICKEL			NI00	325,00
NICHEL PVD- NICKEL PVD			PV02	364,00
NICHEL SPAZ - NICKEL MATTE - NICKEL MAT			NI01	341,00
OTTONE PVD - BRASS PVD - LAITON PVD			PV01	364,00
ORO - GOLD - OR 24 CARATS			AU00	803,00
ORO ROSA - ROSE GOLD- OR ROSE			AU02	642,00
ARGENTO - SILVER - ARGENT			AG00	723,00
BRONZO - BRONZE			BZ00	364,00
BRONZO SCURO - DARK BRONZE - BRONZE NOIR			BZ01	364,00



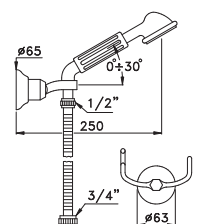
305

Doccia a mano doppio uso completa di aggancio fisso e supporto alto orientabile a parete

Hand spray head, dual use, fixed bracket and upper directional wall-bracket

Ensemble de douche avec crochet fixe et crochet à rotule

	RM	03112	CR00	240,00
CROMO- CHROME				
NICHEL-NICKEL			NI00	364,00
NICHEL PVD- NICKEL PVD			PV02	418,00
NICHEL SPAZ - NICKEL MATTE - NICKEL MAT			NI01	382,00
OTTONE PVD - BRASS PVD - LAITON PVD			PV01	418,00
ORO - GOLD - OR 24 CARATS			AU00	912,00
ORO ROSA - ROSE GOLD- OR ROSE			AU02	730,00
ARGENTO - SILVER - ARGENT			AG00	821,00
BRONZO - BRONZE			BZ00	418,00
BRONZO SCURO - DARK BRONZE - BRONZE NOIR			BZ01	418,00



* Per richiedere l'impugnatura della doccetta Roma in plastica di colore nero o bianco far seguire al numero di codice la lettera N (nero) o B (bianco). Far seguire le lettere CB o CN per impugnatura in ceramica bianca o nera con sovrapprezzo di euro 94,00. To order the Roma shower handset in black or white plastic, add letter N (black) or B (white) to end of code no either the letters CB (white ceramic) or CN (black ceramic) for the ceramic hand-grip, with a surcharge of 94 euro with respect to the price indicated. Pour les manches de douchettes, faire suivre le code usine de la lettre B (plastique blanc), N (plastique noir), CB (céramique blanche) ou CN (céramique noire). Pour la poignée, il faut appliquer un supplément de 94 euros.

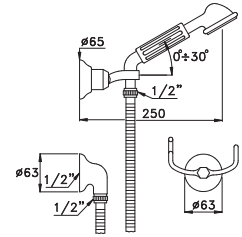
ROMA 305A

Doccia a mano doppio uso, presa alimentazione a parete.

Hand spray head, dual use and wall mounted intake, fixed bracket and upper directional wall-bracket.

Ensemble de douche avec coude d'alimentation, crochet fixe et crochet à rotule

	RM	03115	CR00	263,00
CROMO-CHROME				
NICHEL-NICKEL			NI00	411,00
NICHEL PVD- NICKEL PVD			PV02	449,00
NICHEL SPAZ - NICKEL MATTE - NICKEL MAT			NI01	432,00
OTTONE PVD - BRASS PVD - LAITON PVD			PV01	449,00
ORO - GOLD - OR 24 CARATS			AU00	1003,00
ORO ROSA - ROSE GOLD- OR ROSE			AU02	802,00
ARGENTO - SILVER - ARGENT			AG00	903,00
BRONZO - BRONZE			BZ00	449,00
BRONZO SCURO -DARK BRONZE - BRONZE NOIR			BZ01	449,00



ROMA 308

Doccia a mano per installazione bordo vasca.

(prevedere la possibilità di accesso alla parte sottostante il bordo della vasca per l'eventuale sostituzione del tubo flessibile)

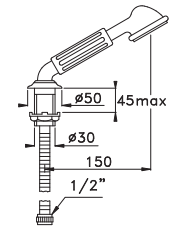
Hand spray head for bath deck mounting.

(allow access to part beneath bath deck for flexible hose replacement if required)

Ensemble de douche avec coulisseau

Prévoir une trappe d'accès pour le remplacement éventuel du flexible

	RM	03119	CR00	225,00
CROMO-CHROME			NI00	325,00
NICHEL-NICKEL			PV02	370,00
NICHEL SPAZ - NICKEL MATTE - NICKEL MAT			NI01	341,00
OTTONE PVD - BRASS PVD - LAITON PVD			PV01	370,00
ORO - GOLD - OR 24 CARATS			AU00	795,00
ORO ROSA - ROSE GOLD- OR ROSE			AU02	636,00
ARGENTO - SILVER - ARGENT			AG00	702,00
BRONZO - BRONZE			BZ00	370,00
BRONZO SCURO -DARK BRONZE - BRONZE NOIR			BZ01	370,00



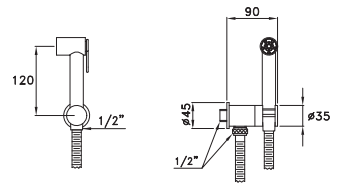
ROMA 309AT

Doccia a mano modello Shut-Off in ottone, leva con ritorno automatico e supporto con presa acqua integrata e valvola sicurezza

Hand shower shut-off, lever with automatic return, support and water inlet

Douchette en laiton Shut-Off avec manette de retour automatique, support avec coude d'alimentation, dispositif de sécurité et flexible

	RM	03124	CR00	290,00
CROMO-CHROME			NI00	407,00
NICHEL-NICKEL			PV02	494,00
NICHEL SPAZ - NICKEL MATTE - NICKEL MAT			NI01	427,00
OTTONE PVD - BRASS PVD - LAITON PVD			PV01	494,00
ORO - GOLD - OR 24 CARATS			AU00	1016,00
ORO ROSA - ROSE GOLD- OR ROSE			AU02	813,00
ARGENTO - SILVER - ARGENT			AG00	905,00
BRONZO - BRONZE			BZ00	494,00
BRONZO SCURO -DARK BRONZE - BRONZE NOIR			BZ01	494,00



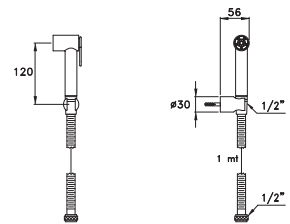
309T

Doccia a mano modello Shut-Off in ottone, leva con ritorno automatico, supporto fisso e flessibile

Hand shower shut-off, lever with automatic return and support with integrated water inlet

Douchette en laiton Shut-Off avec manette de retour automatique, support fixe et flexible

	UN	03125	CR00	195,00
CROMO-CHROME			NI00	260,00
NICHEL-NICKEL			PV02	312,00
NICHEL SPAZ - NICKEL MATTE - NICKEL MAT			NI01	272,00
OTTONE PVD - BRASS PVD - LAITON PVD			PV01	312,00
ORO - GOLD - OR 24 CARATS			AU00	663,00
ORO ROSA - ROSE GOLD- OR ROSE			AU02	523,00
ARGENTO - SILVER - ARGENT			AG00	632,00
BRONZO - BRONZE			BZ00	312,00
BRONZO SCURO -DARK BRONZE - BRONZE NOIR			BZ01	312,00



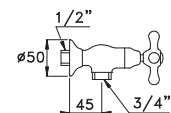
ROMA 3194 - 1/2"

Rubinetto di erogazione a parete,

Wall mounted mixer

Robinet simple mural

	RM	04003	CR00	93,00
CROMO-CHROME			NI00	129,00
NICHEL-NICKEL			PV02	158,00
NICHEL SPAZ - NICKEL MATTE - NICKEL MAT			NI01	135,00
OTTONE PVD - BRASS PVD - LAITON PVD			PV01	158,00
ORO - GOLD - OR 24 CARATS			AU00	326,00
ORO ROSA - ROSE GOLD- OR ROSE			AU02	261,00
ARGENTO - SILVER - ARGENT			AG00	293,00
BRONZO - BRONZE			BZ00	158,00
BRONZO SCURO -DARK BRONZE - BRONZE NOIR			BZ01	158,00



* Per richiedere l'impugnatura della doccetta Roma in plastica di colore nero o bianco far seguire al numero di codice la lettera N (nero) o B (bianco). Far seguire le lettere CB o CN per impugnatura in ceramica bianca o nera con sovrapprezzo di euro 94,00 | To order the Roma shower handset in black or white plastic, add letter N (black) or B (white) to end of code no either the letters CB (white ceramic) or CN (black ceramic) for the ceramic hand-grip, with a surcharge of 94 euro with respect to the price indicated Pour les manches de douchettes, faire suivre le code usine de la lettre B (plastique blanc), N (plastique noir), CB (céramique blanche) ou CN (céramique noire). Pour la poignée en céramique, il faut appliquer un supplément de 94 euros.

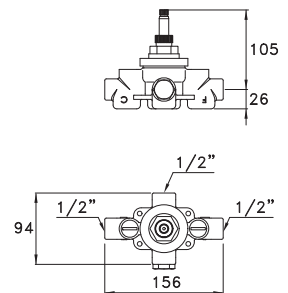
Isomix



IS3293

Parti incasso per figure is3293
 Concealed body for IS3293 thermostatic mixer
 Partie encastrée pour les mitigeurs IS3293

BRONZO - BRONZE **UN 06000 0000 362,00**



IS3293 P.V

Parti in vista per miscelatore termostatico modello monoblocco IS3293
 Da installare su parte incasso codice UN 06000 0000

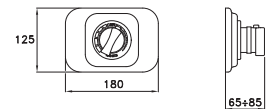
Visible parts for thermostatic mixer IS 3293 one-piece model
 To be installed on built-in part code UN 06000 0000

Façade pour mitigeur thermostatique.

A installer sur la partie encastrée UN 06000 0000



	UN 06010 CR00	257,00
CROMO- CHROME		
NICHEL-NICKEL	NI00	403,00
NICHEL PVD- NICKEL PVD	PV02	432,00
NICHEL SPAZ - NICKEL MATTE - NICKEL MAT	NI01	423,00
OTTONE PVD - BRASS PVD - LAITON PVD	PV01	432,00
ORO - GOLD - OR 24 CARATS	AU00	1225,00
ORO ROSA - ROSE GOLD- OR ROSE	AU02	858,00
ARGENTO - SILVER - ARGENT	AG00	1038,00
BRONZO - BRONZE	BZ00	432,00
BRONZO SCURO -DARK BRONZE - BRONZE NOIR	BZ01	432,00



IS3293 ROMA P.V

Parti in vista per miscelatore termostatico modello monoblocco IS3293
 Da installare su parte incasso codice UN 06000 0000

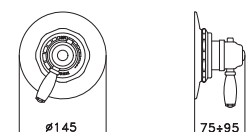
Visible parts for thermostatic mixer IS 3293 one-piece model
 To be installed on built-in part code UN 06000 0000

Façade pour mitigeur thermostatique.

A installer sur la partie encastrée UN 06000 0000



	RM 06010 CR00	280,00
CROMO- CHROME		
NICHEL-NICKEL	NI00	462,00
NICHEL PVD- NICKEL PVD	PV02	525,00
NICHEL SPAZ - NICKEL MATTE - NICKEL MAT	NI01	485,00
OTTONE PVD - BRASS PVD - LAITON PVD	PV01	525,00
ORO - GOLD - OR 24 CARATS	AU00	1225,00
ORO ROSA - ROSE GOLD- OR ROSE	AU02	980,00
ARGENTO - SILVER - ARGENT	AG00	1038,00
BRONZO - BRONZE	BZ00	525,00
BRONZO SCURO -DARK BRONZE - BRONZE NOIR	BZ01	525,00

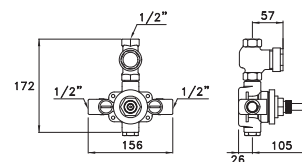




IS3292

Parti incasso per figure is3292
 Concealed body for IS3292 thermostatic mixer
 Partie encastrée pour les mitigeurs IS3292

BRONZO - BRONZE UN 06001 0000 432,00



IS3292 P.V. ROMA

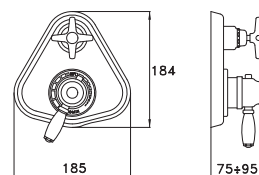
Parti in vista per miscelatore termostatico modello monoblocco IS3292 con rubinetto
 Da installare su parte incasso codice UN 06001 0000

Visible parts for thermostatic mixer IS 3292 one-piece model with tap
 To be installed on built-in part code UN 06001 0000

Façade pour mitigeur thermostatique avec robinet de sortie
 A installer sur la partie encastrée UN 06001 0000



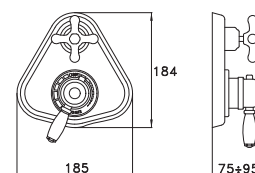
	RM 06011 CR00	322,00
CROMO- CHROME		
NICHEL-NICKEL	NI00	543,00
NICHEL PVD- NICKEL PVD	PV02	607,00
NICHEL SPAZ - NICKEL MATTE - NICKEL MAT	NI01	570,00
OTTONE PVD - BRASS PVD - LAITON PVD	PV01	607,00
ORO - GOLD - OR 24 CARATS	AU00	1656,00
ORO ROSA - ROSE GOLD- OR ROSE	AU02	1325,00
ARGENTO - SILVER - ARGENT	AG00	1423,00
BRONZO - BRONZE	BZ00	607,00
BRONZO SCURO -DARK BRONZE - BRONZE NOIR	BZ01	607,00



IS3294

Parti incasso per figure is3294
 Concealed body for IS3294 thermostatic mixer
 Partie encastrée pour les mitigeurs IS3294

BRONZO - BRONZE UN 06002 0000 549,00



IS3294 P.V ROMA

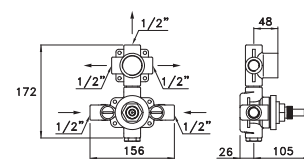
Parti in vista per miscelatore termostatico modello monoblocco IS3294 Italica con rubinetto/
 deviatore due vie. Da installare su parte incasso codice UN 06002 0000

Visible parts for thermostatic mixer IS 3294 Italica one-piece model, two way diverter/shower tap.
 To be installed on built-in part code UN 06002 0000

Façade Italica pour mitigeur thermostatique avec robinet/inverseur encastré à 2 sorties pour
 douche. A installer sur la partie encastrée UN 06002 0000



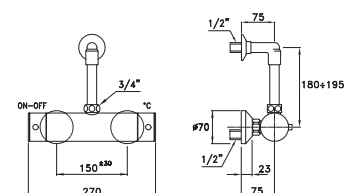
	RM 06012 CR00	322,00
CROMO- CHROME		
NICHEL-NICKEL	NI00	543,00
NICHEL PVD- NICKEL PVD	PV02	607,00
NICHEL SPAZ - NICKEL MATTE - NICKEL MAT	NI01	570,00
OTTONE PVD - BRASS PVD - LAITON PVD	PV01	607,00
ORO - GOLD - OR 24 CARATS	AU00	1656,00
ORO ROSA - ROSE GOLD- OR ROSE	AU02	1325,00
ARGENTO - SILVER - ARGENT	AG00	1423,00
BRONZO - BRONZE	BZ00	607,00
BRONZO SCURO -DARK BRONZE - BRONZE NOIR	BZ01	607,00

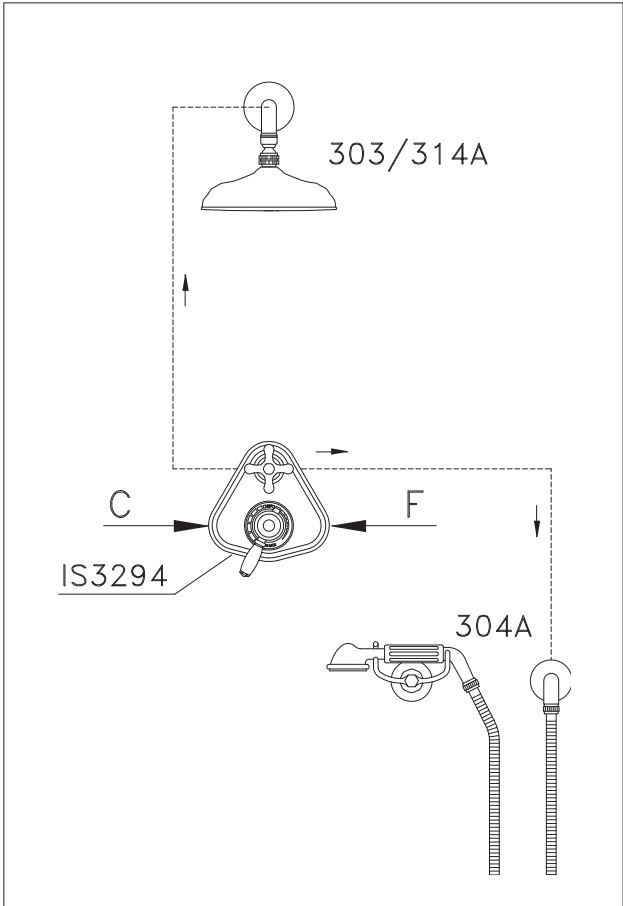
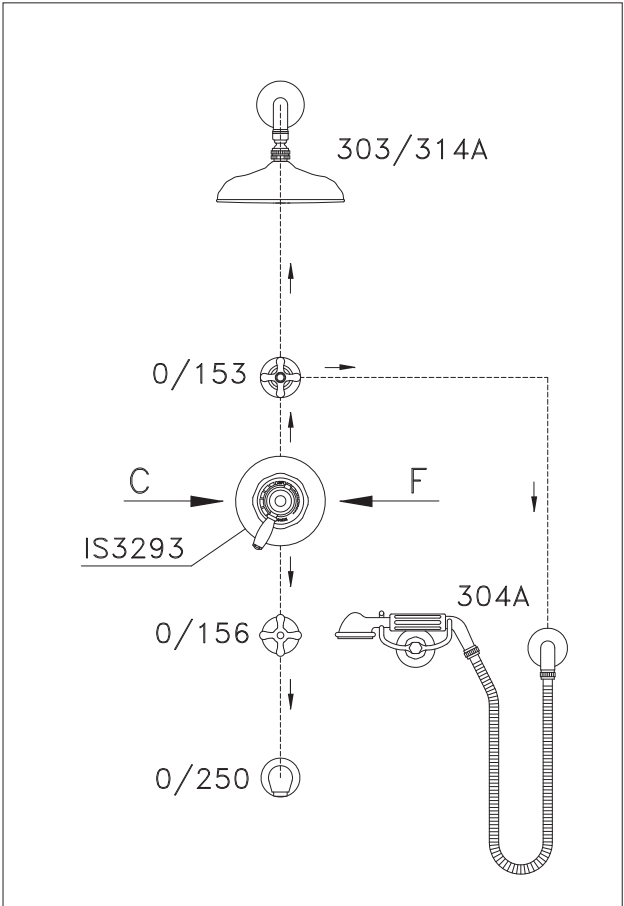
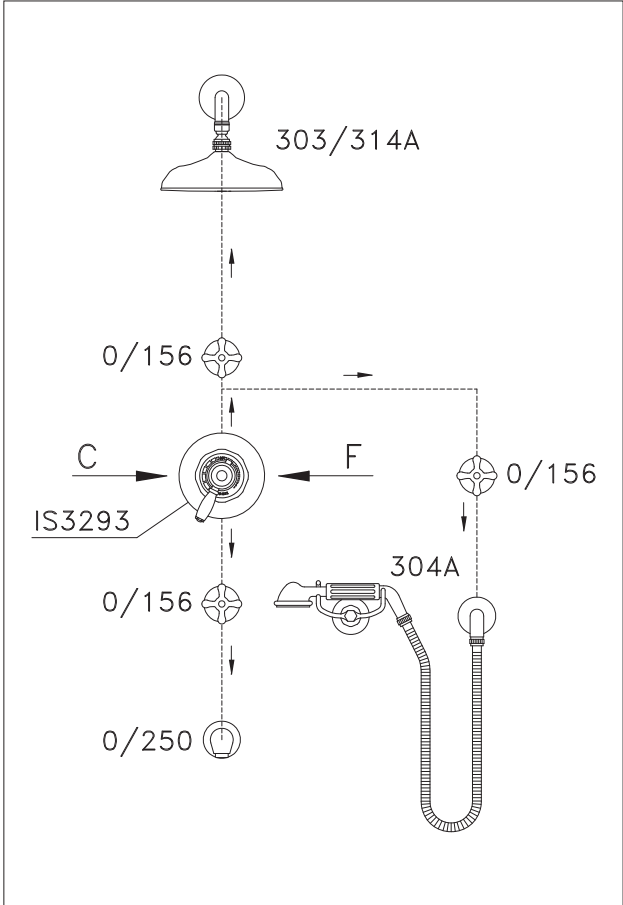
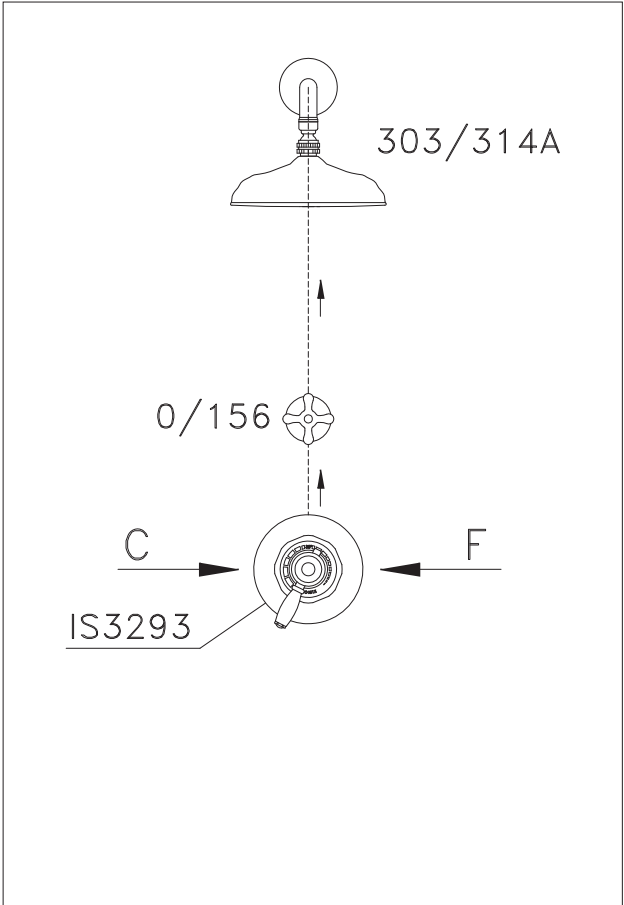


IS3285

Miscelatore termostatico esterno per doccia con rubinetto
 Thermostatic external mixer for shower
 Mitigeur thermostatique apparent pour douche

	UN 06200 CR00	728,00
CROMO- CHROME		
NICHEL-NICKEL	NI00	969,00
NICHEL PVD- NICKEL PVD	PV02	1165,00
NICHEL SPAZ - NICKEL MATTE - NICKEL MAT	NI01	1012,00
OTTONE PVD - BRASS PVD - LAITON PVD	PV01	1165,00
ORO - GOLD - OR 24 CARATS	AU00	2476,00
ORO ROSA - ROSE GOLD- OR ROSE	AU02	1952,00
ARGENTO - SILVER - ARGENT	AG00	2359,00
BRONZO - BRONZE	BZ00	1165,00
BRONZO SCURO -DARK BRONZE - BRONZE NOIR	BZ01	1165,00





Scaldasalviette

Towel warmers

Sèche serviettes

ROMA 981B - 3/4"

Scaldabiancheria a parete con valvolina di sfogo d'aria a tre tubi orizzontali, con rubinetto di entrata con maniglia ROMA e con rubinetto di uscita a cappuccio chiuso

Interasse tra gli attacchi:

in verticale 560 mm (fisso)

in orizzontale 800 mm (può essere ridotto al momento dell'ordine)

Wall mounted towel-warmer, with three horizontal pipes, with inlet valve, with ROMA handle and outlet valve without handle, with air drain

Distance between connection:


in vertical 560 mm (fixed);

in horizontal 800 mm (can be shortened at order moment)

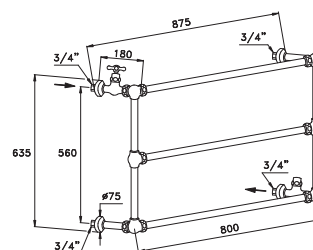
Sèche serviettes à 3 barres avec robinet d'entrée poignée ROMA et robinet de sortie à capuchon fermé, avec purgeur

Entraxe verticale (fixe): 560 mm

Entraxe horizontale (variable): 800 mm



	RM 07000 CR00	1049,00
CROMO- CHROME		
NICHEL-NICKEL	NI00	1466,00
NICHEL PVD- NICKEL PVD	PV02	1790,00
NICHEL SPAZ - NICKEL MATTE - NICKEL MAT	NI01	1539,00
OTTONE PVD - BRASS PVD - LAITON PVD	PV01	1790,00
ORO - GOLD - OR 24 CARATS	AU00	5367,00
ORO ROSA - ROSE GOLD- OR ROSE	AU02	4294,00
ARGENTO - SILVER - ARGENT	AG00	4830,00
BRONZO - BRONZE	BZ00	1790,00
BRONZO SCURO -DARK BRONZE - BRONZE NOIR	BZ01	1790,00



ROMA 983B - 3/4"

Scaldabiancheria a parete con valvolina di sfogo d'aria a quattro tubi orizzontali, con rubinetto di entrata con maniglia ROMA e con rubinetto di uscita a cappuccio chiuso

Interasse tra gli attacchi:

in verticale 690 mm (fisso);

in orizzontale 800 mm (può essere ridotto al momento dell'ordine)

Wall mounted towel-warmer, with four horizontal pipes, with inlet valve, with ROMA handle and outlet valve without handle, with air drain

Distance between connection:


in vertical 690 mm (fixed);

in horizontal 800 mm (can be shortened at order moment)

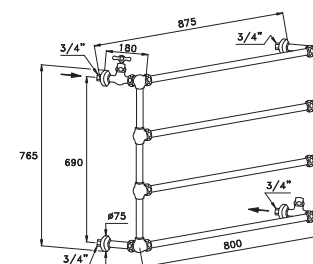
Sèche serviettes à 4 barres avec robinet d'entrée poignée ROMA et robinet de sortie à capuchon fermé, avec purgeur

Entraxe verticale (fixe): 690 mm

Entraxe horizontale (variable): 800 mm



	RM 07001 CR00	1350,00
CROMO- CHROME		
NICHEL-NICKEL	NI00	1875,00
NICHEL PVD- NICKEL PVD	PV02	2260,00
NICHEL SPAZ - NICKEL MATTE - NICKEL MAT	NI01	1969,00
OTTONE PVD - BRASS PVD - LAITON PVD	PV01	2260,00
ORO - GOLD - OR 24 CARATS	AU00	6848,00
ORO ROSA - ROSE GOLD- OR ROSE	AU02	5478,00
ARGENTO - SILVER - ARGENT	AG00	6163,00
BRONZO - BRONZE	BZ00	2260,00
BRONZO SCURO -DARK BRONZE - BRONZE NOIR	BZ01	2260,00





981A - 3/4"

Scaldabiancheria a parete con valvolina di sfogo d'aria a tre tubi orizzontali, senza rubinetto di entrata né di uscita

Interasse tra gli attacchi:

in verticale 560 mm (fisso);

in orizzontale 800 mm (può essere ridotto al momento dell'ordine)

Wall mounted towel-warmer, with three horizontal pipes, without inlet and outlet valves, with air drain

Distance between connection:


in vertical 560 mm (fixed);

in horizontal 800 mm (can be shortened at order moment)

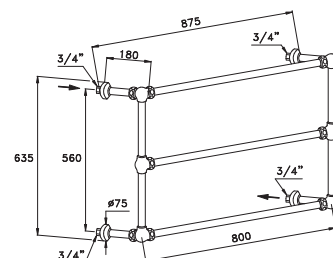
Sèche serviettes à 3 barres sans robinets, avec purgeur

Entraxe verticale (fixe): 560 mm

Entraxe horizontale (variable): 800 mm



	UN 07002 CR00	964,00
CROMO- CHROME	NI00	1304,00
NICHEL-NICKEL	PV02	1550,00
NICHEL PVD- NICKEL PVD	NI01	1369,00
NICHEL SPAZ - NICKEL MATTE - NICKEL MAT	PV01	1550,00
OTTONE PVD - BRASS PVD - LAITON PVD	AU00	4905,00
ORO - GOLD - OR 24 CARATS	AU02	3434,00
ORO ROSA - ROSE GOLD- OR ROSE	AG00	4310,00
ARGENTO - SILVER - ARGENT	BZ00	1550,00
BRONZO - BRONZE	BZ01	1550,00
BRONZO SCURO - DARK BRONZE - BRONZE NOIR		




981AR - 3/4"

Come 981A ma con raccordi a parete ridotti

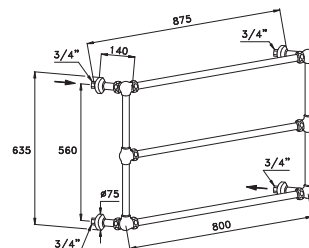
Distanza da parete mm 140

Wall mounted towel-warmer, with three horizontal pipes, without inlet and outlet valves, with air drain and reduced wall-connectors. Distance from the wall: 140 mm

Sèche serviettes à 3 barres sans robinets, avec purgeur. Raccords réduits pour une saillie du mur de 140 mm



	UN 07003 CR00	955,00
CROMO- CHROME	NI00	1297,00
NICHEL-NICKEL	PV02	1544,00
NICHEL PVD- NICKEL PVD	NI01	1361,00
NICHEL SPAZ - NICKEL MATTE - NICKEL MAT	PV01	1544,00
OTTONE PVD - BRASS PVD - LAITON PVD	AU00	4897,00
ORO - GOLD - OR 24 CARATS	AU02	3428,00
ORO ROSA - ROSE GOLD- OR ROSE	AG00	4303,00
ARGENTO - SILVER - ARGENT	BZ00	1544,00
BRONZO - BRONZE	BZ01	1544,00
BRONZO SCURO - DARK BRONZE - BRONZE NOIR		



981E

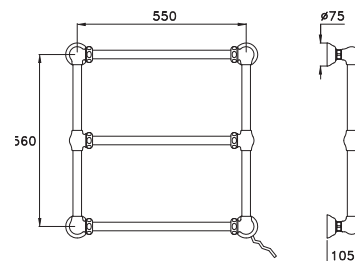
Scaldasalviette elettrico a parete interamente in ottone. Modello a 3 tubi orizzontali. Funzionamento a 230 V.

Electric towel-warmer made of brass. Model with 3 horizontal brass pipes. Operates at 230V.

Sèche serviette électrique murale en laiton. modèle à 3 barres horizontal. Fonctionnement à 230 V



	UN 07200 CR00	1533,00
CROMO- CHROME	NI00	2039,00
NICHEL-NICKEL	PV02	2453,00
NICHEL PVD- NICKEL PVD	NI01	2131,00
NICHEL SPAZ - NICKEL MATTE - NICKEL MAT	PV01	2453,00
OTTONE PVD - BRASS PVD - LAITON PVD	AU00	5213,00
ORO - GOLD - OR 24 CARATS	AU02	4109,00
ORO ROSA - ROSE GOLD- OR ROSE	AG00	4967,00
ARGENTO - SILVER - ARGENT	BZ00	2453,00
BRONZO - BRONZE	BZ01	2453,00
BRONZO SCURO - DARK BRONZE - BRONZE NOIR		



983A - 3/4"

Scaldabiancheria a parete con valvolina di sfogo d'aria a quattro tubi orizzontali senza rubinetto di entrata né di uscita

Interasse tra gli attacchi:
in verticale 690 mm (fisso);
in orizzontale 800 mm (può essere ridotto al momento dell'ordine)

Wall mounted towel-warmer, with four horizontal pipes, without inlet and outlet valves, with air drain

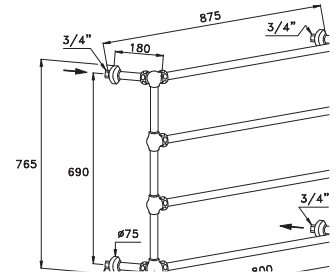
Distance between connection:
in vertical 690 mm (fixed);
in horizontal 800 mm (can be shortened at order moment)

Sèche serviettes à 4 barres sans robinets, avec purgeur:

Entraxe verticale (fixe): 690 mm
Entraxe horizontale (variable): 800 mm



CROMO- CHROME	UN 07004 CR00	1248,00
NICHEL-NICKEL	NI00	1706,00
NICHEL PVD- NICKEL PVD	PV02	2022,00
NICHEL SPAZ - NICKEL MATTE - NICKEL MAT	NI01	1791,00
OTTONE PVD - BRASS PVD - LAITON PVD	PV01	2022,00
ORO - GOLD - OR 24 CARATS	AU00	6376,00
ORO ROSA - ROSE GOLD- OR ROSE	AU02	4464,00
ARGENTO - SILVER - ARGENT	AG00	5614,00
BRONZO - BRONZE	BZ00	2022,00
BRONZO SCURO - DARK BRONZE - BRONZE NOIR	BZ01	2022,00



983AR - 3/4"

Scaldabiancheria a parete con valvolina di sfogo d'aria a quattro tubi orizzontali, con rubinetto di entrata con maniglia Italica e con rubinetto di uscita a cappuccio chiuso

Interasse tra gli attacchi:
in verticale 690 mm (fisso);
in orizzontale 800 mm (può essere ridotto al momento dell'ordine)

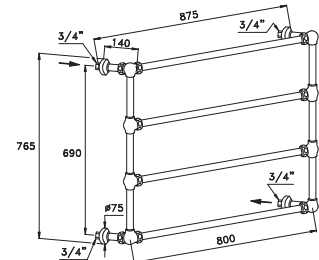
Wall mounted towel-warmer, with four horizontal pipes, with inlet valve, with Italica handle and outlet valve without handle, with air drain

Distance between connection:
in vertical 690 mm (fixed);
in horizontal 800 mm (can be shortened at order moment)

Sèche serviettes à 4 barres sans robinets, avec purgeur. Raccords réduits pour une saillie du mur de 140 mm



CROMO- CHROME	UN 07005 CR00	1241,00
NICHEL-NICKEL	NI00	1698,00
NICHEL PVD- NICKEL PVD	PV02	2013,00
NICHEL SPAZ - NICKEL MATTE - NICKEL MAT	NI01	1783,00
OTTONE PVD - BRASS PVD - LAITON PVD	PV01	2013,00
ORO - GOLD - OR 24 CARATS	AU00	6371,00
ORO ROSA - ROSE GOLD- OR ROSE	AU02	4460,00
ARGENTO - SILVER - ARGENT	AG00	5606,00
BRONZO - BRONZE	BZ00	2013,00
BRONZO SCURO - DARK BRONZE - BRONZE NOIR	BZ01	2013,00



983E

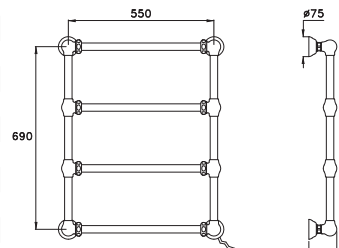
Scaldasalviette elettrico a parete interamente in ottone. Modello a 4 tubi orizzontali. Funzionamento a 230 V.


Electric towel-warmer made of brass. Model with 4 horizontal brass pipes. Operates at 230V.

Sèche serviette électrique murale en laito. Modèle à 4 barres horizontal. Fonctionnement à 230 V



CROMO- CHROME	UN 07300 CR00	1589,00
NICHEL-NICKEL	NI00	2114,00
NICHEL PVD- NICKEL PVD	PV02	2543,00
NICHEL SPAZ - NICKEL MATTE - NICKEL MAT	NI01	2209,00
OTTONE PVD - BRASS PVD - LAITON PVD	PV01	2543,00
ORO - GOLD - OR 24 CARATS	AU00	5403,00
ORO ROSA - ROSE GOLD- OR ROSE	AU02	4259,00
ARGENTO - SILVER - ARGENT	AG00	5149,00
BRONZO - BRONZE	BZ00	2543,00
BRONZO SCURO - DARK BRONZE - BRONZE NOIR	BZ01	2543,00





Pressione di Utilizzo/Working Pressure/ Pression d'utilisation

max 6 Bar

Pressione di utilizzo consigliata/Suggested working pressure / Pression d'utilisation conseillée

3 Bar

Pressione collaudo/Pressure testing/ Pression d'essai

6 Bar

Temperatura Acqua Calda/Hot water temperature/ Température eau chaude

max 95°C

Temp. Acqua Calda Suggestita/Suggested hot water temp./ Température eau chaude conseillée

70°C

Emissione termica Nominale ($\Delta t=60^{\circ}\text{C}$)/Nominal thermal emission ($\Delta t=60^{\circ}\text{C}$) / Emission thermique nominale ($\Delta t=60^{\circ}\text{C}$)

art 981

200 Kcal/h

art 983

250 Kcal/h



Per informazioni tecniche rivolgersi al nostro servizio di assistenza

For any technical information please refer to our customer service

Pour les renseignements techniques contacter notre service d'assistance

ROMA



ACCESSORI ACCESSOIRES ACCESSORIES

pag 400

ECCELSA



La serie Eccelsa, nata alla fine degli anni Venti come “Serie Esagonale Extra-Lusso”, viene riproposta in occasione del 125° anniversario di Stella. Rubinetto dalle forme plastiche, strepitosamente eclettico, per la sua forma particolare richiede una rara capacità progettuale e realizzativa. Disegnato in pieno periodo cubista, si adatta in modo straordinario al contemporaneo. Come solo gli oggetti di grande design sanno fare.

The Eccelsa collection, which was created in the late 1920s as the “Serie Esagonale Extra-Lusso”, was reintroduced on Stella’s 125th anniversary. A stunningly eclectic and sculptural tap, its particular shape requires rare planning and manufacturing skills. Originally created at the height of the Cubist period, like the other two historic collections, it adapts perfectly to contemporary settings, as only objects of the finest design can do.

La série Eccelsa, qui vit le jour à la fin des années vingt comme “Série Exagonale Extra Luxe”, revient à l’occasion du 125ème anniversaire de Stella. Robinet aux lignes subtiles et sophistiquées, il demande par sa forme particulière une rare compétence dans la conception et dans la réalisation.

Dessinée en pleine période cubiste, l’Eccelsa s’adapte de façon étonnante à la tendance contemporaine, comme seuls les objets de grand design savent le faire.



Vitone Tradizionale
Headwork available
Tête mécanique



Vitone Ceramico 180° a richiesta
Ceramic headwork 180° on request
Tête céramique (180°) sur demande




Laterali in ottone
Brass undersink parts
Corps en laiton

Tubetti di collegamento, regolabili per interasse su sanitario, in rame
Copper connections with adjustable interaxis
Entraxe réglable avec tube de raccordement en cuivre

Parti a vista disponibili nella finiture:
Cromo, Nichel o Nichel PVD, Ottone PVD, Nichel Spazzolato, Bronzo, Oro, Argento e
Oro Rosa, Bronzo Scuro

External part available in the following finishing: Chrome, Nichel, Nichel PVD, Brass
PVD, Nichel Matte, Bronze, Gold, Silver
Dark bronze, Rose Gold

Disponibles dans les finitions suivantes : Chrome , Nichel, Nichel PVD , Nichel Mat,
Laiton PVD , Bronze, Or, Argent, Bronze Noir et Or Rose



Sistema TC

Il brevetto di Stella per la miscelazione sulle serie tradizionali tre fori. Esteticamente tutto resta uguale, ma il rubinetto di sinistra regola la temperatura, quello di destra l'erogazione; aspetto che unisce l'estetica della rubinetteria tradizionale tre fori con i vantaggi della rubinetteria monocomando e il comfort di una miscelazione termostatica

TC System

The TC system is the patent of Stella for mixing on the three holes washbasin for traditional series . Aesthetically, everything remains the same, but the tap on the left controls the temperature , the one on the right controls power of the water supply ; this feature combines the aesthetics of traditional three holes taps with the advantages of single-lever faucets and comfort of a mixing thermostats

Système TC

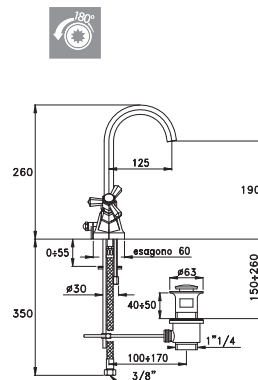
Le système TC est un brevet Stella qui permet d'obtenir une température stabilisée sur les robinetteries traditionnelles à 3 trous. En apparence, l'aspect du mélangeur reste le même, en réalité, le robinet de gauche commande un mitigeur thermostatique, alors que le robinet de droite ne commande que le débit. Ainsi, grâce au système TC, se trouve réuni l'esthétique du mélangeur traditionnel 3 trous, l'avantage du mitigeur à commande unique et le confort du thermostatique.

ECCELSA 3217

Gruppo per lavabo monoforo con bocca alta orientabile, scarico 1" 1/4
Single-hole washbasin mixer high swinging spout, pop-up waste 1" 1/4
Mélangeur de lavabo monotrou avec bec haut orientable avec vidage 1" 1/4



	EC 0004 CR00	625,00
CROMO- CHROME	NI00	772,00
NICHEL-NICKEL	PV02	942,00
NICHEL PVD- NICKEL PVD	NI01	811,00
NICHEL SPAZ - NICKEL MATTE - NICKEL MAT	PV01	942,00
OTTONE PVD - BRASS PVD - LAITON PVD	AU00	1.882,00
ORO - GOLD - OR 24 CARATS	AU02	1.506,00
ORO ROSA - ROSE GOLD- OR ROSE	AG00	1.689,00
ARGENTO - SILVER - ARGENT	BZ00	942,00
BRONZO - BRONZE	BZ01	942,00
BRONZO SCURO -DARK BRONZE - BRONZE NOIR		

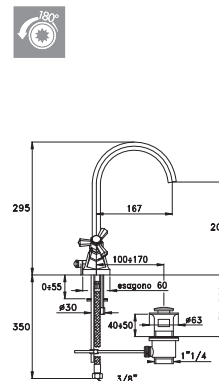


ECCELSA 3217P

Gruppo per lavabo monoforo con bocca alta orientabile prolungata, scarico 1" 1/4
Single-hole washbasin mixer high swinging longer spout, pop-up waste 1" 1/4
Mélangeur de lavabo monotrou avec bec prolongé haut orientable avec vidage 1" 1/4



	EC 0005 CR00	633,00
CROMO- CHROME	NI00	867,00
NICHEL-NICKEL	PV02	965,00
NICHEL PVD- NICKEL PVD	NI01	910,00
NICHEL SPAZ - NICKEL MATTE - NICKEL MAT	PV01	965,00
OTTONE PVD - BRASS PVD - LAITON PVD	AU00	1.975,00
ORO - GOLD - OR 24 CARATS	AU02	1.580,00
ORO ROSA - ROSE GOLD- OR ROSE	AG00	1.775,00
ARGENTO - SILVER - ARGENT	BZ00	965,00
BRONZO - BRONZE	BZ01	965,00
BRONZO SCURO -DARK BRONZE - BRONZE NOIR		

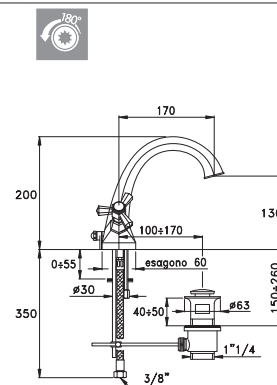


ECCELSA 3217M

Gruppo per lavabo monoforo, scarico 1" 1/4
Single-hole washbasin mixer, pop-up waste 1" 1/4
Mélangeur de lavabo monotrou avec vidage 1" 1/4



	EC 0006 CR00	672,00
CROMO- CHROME	NI00	825,00
NICHEL-NICKEL	PV02	1.116,00
NICHEL PVD- NICKEL PVD	NI01	866,00
NICHEL SPAZ - NICKEL MATTE - NICKEL MAT	PV01	1.116,00
OTTONE PVD - BRASS PVD - LAITON PVD	AU00	1.993,00
ORO - GOLD - OR 24 CARATS	AU02	1.595,00
ORO ROSA - ROSE GOLD- OR ROSE	AG00	1.813,00
ARGENTO - SILVER - ARGENT	BZ00	1.116,00
BRONZO - BRONZE	BZ01	1.116,00
BRONZO SCURO -DARK BRONZE - BRONZE NOIR		

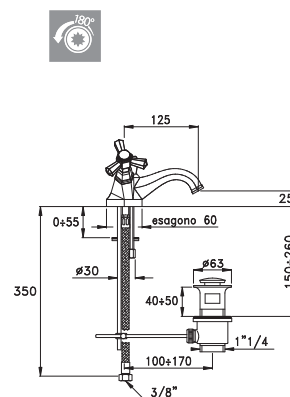


ECCELSA 3219 - 1/2"

Gruppo per lavabo monoforo con bocca bassa, scarico 1" 1/4
Single-hole washbasin mixer, low spout, aerator and pop-up waste 1" 1/4
Mélangeur de lavabo monotrou avec bec bas fixe et vidage 1" 1/4



	EC 0008 CR00	577,00
CROMO- CHROME	NI00	792,00
NICHEL-NICKEL	PV02	960,00
NICHEL PVD- NICKEL PVD	NI01	832,00
NICHEL SPAZ - NICKEL MATTE - NICKEL MAT	PV01	960,00
OTTONE PVD - BRASS PVD - LAITON PVD	AU00	1.973,00
ORO - GOLD - OR 24 CARATS	AU02	1.579,00
ORO ROSA - ROSE GOLD- OR ROSE	AG00	1.778,00
ARGENTO - SILVER - ARGENT	BZ00	960,00
BRONZO - BRONZE	BZ01	960,00
BRONZO SCURO -DARK BRONZE - BRONZE NOIR		



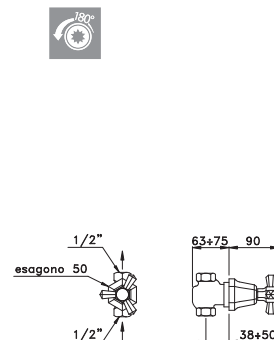
ECCELSA 0/154 - 1/2"

Rubinetto a passaggio dritto per installazione da incasso a parete, con attacchi femmina.
Concealed straight control valve, with female connections



Robinet droit à encastrer arrivée femelle

	EC 01100 CR00	303,00
CROMO- CHROME	NI00	370,00
NICHEL-NICKEL	PV02	432,00
NICHEL PVD- NICKEL PVD	NI01	389,00
NICHEL SPAZ - NICKEL MATTE - NICKEL MAT	PV01	432,00
OTTONE PVD - BRASS PVD - LAITON PVD	AU00	696,00
ORO - GOLD - OR 24 CARATS	AU02	557,00
ORO ROSA - ROSE GOLD- OR ROSE	AG00	626,00
ARGENTO - SILVER - ARGENT	BZ00	432,00
BRONZO - BRONZE	BZ01	432,00
BRONZO SCURO -DARK BRONZE - BRONZE NOIR		

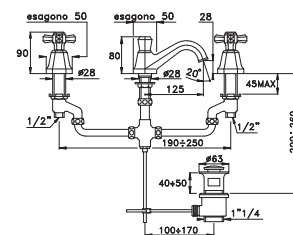




ECCELSA 3224 - 1/2"

Gruppo per lavabo a tre fori con bocca bassa, scarico 1"1/4.
 Three-hole washbasin mixer with low spout, pop-up waste 1" 1/4
 Mélangeur de lavabo 3 trous avec bec bas fixe et vidage 1" 1/4

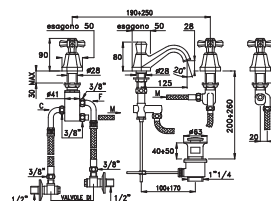
	EC 00011	CR00	799,00
CROMO- CHROME			
NICHEL-NICKEL		NI00	1.111,00
NICHEL PVD- NICKEL PVD		PV02	1.327,00
NICHEL SPAZ - NICKEL MATTE - NICKEL MAT		NI01	1.167,00
OTTONE PVD - BRASS PVD - LAITON PVD		PV01	1.327,00
ORO - GOLD - OR 24 CARATS		AU00	2.676,00
ORO ROSA - ROSE GOLD- OR ROSE		AU02	2.141,00
ARGENTO - SILVER - ARGENT		AG00	2.407,00
BRONZO - BRONZE		BZ00	1.327,00
BRONZO SCURO -DARK BRONZE - BRONZE NOIR		BZ01	1.327,00



ECCELSA 3224TC - 3/8"

Gruppo per lavabo a tre fori con bocca bassa, scarico 1"1/4, completo di sistema di miscelazione TC
 Three-hole washbasin mixer with low spout, pop-up waste 1" 1/4 with TC mixing system
 Mitigeur de lavabo thermostatique 3 trous avec système de mélange TC et vidage 1" 1/4

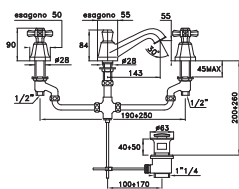
	EC 00012	CR00	1027,00
CROMO- CHROME			
NICHEL-NICKEL		NI00	1.281,00
NICHEL PVD- NICKEL PVD		PV02	1.504,00
NICHEL SPAZ - NICKEL MATTE - NICKEL MAT		NI01	1.345,00
OTTONE PVD - BRASS PVD - LAITON PVD		PV01	1.504,00
ORO - GOLD - OR 24 CARATS		AU00	2.897,00
ORO ROSA - ROSE GOLD- OR ROSE		AU02	2.318,00
ARGENTO - SILVER - ARGENT		AG00	2.639,00
BRONZO - BRONZE		BZ00	1.504,00
BRONZO SCURO -DARK BRONZE - BRONZE NOIR		BZ01	1.504,00



ECCELSA 3224P - 1/2"

Gruppo per lavabo a tre fori con bocca bassa maggiorata, scarico 1"1/4.
 Three-hole washbasin mixer with low spout, pop-up waste 1" 1/4
 Mélangeur de lavabo 3 trous avec bec bas fixe prolongé et vidage 1" 1/4

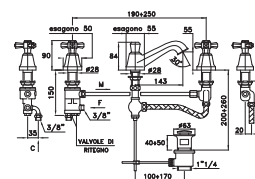
	EC 00013	CR00	865,00
CROMO- CHROME			
NICHEL-NICKEL		NI00	1.203,00
NICHEL PVD- NICKEL PVD		PV02	1.470,00
NICHEL SPAZ - NICKEL MATTE - NICKEL MAT		NI01	1.263,00
OTTONE PVD - BRASS PVD - LAITON PVD		PV01	1.470,00
ORO - GOLD - OR 24 CARATS		AU00	3.026,00
ORO ROSA - ROSE GOLD- OR ROSE		AU02	2.421,00
ARGENTO - SILVER - ARGENT		AG00	2.724,00
BRONZO - BRONZE		BZ00	1.470,00
BRONZO SCURO -DARK BRONZE - BRONZE NOIR		BZ01	1.470,00



ECCELSA 3224PTC - 3/8"

Gruppo per lavabo a tre fori con bocca bassa maggiorata, scarico 1"1/4, completo di sistema di miscelazione TC
 Three-hole washbasin mixer with low spout, pop-up waste 1" 1/4 with TC mixing system
 Mitigeur de lavabo thermostatique 3 trous avec système de mélange TC vidage 1" 1/4

	EC 00014	CR00	1112,00
CROMO- CHROME			
NICHEL-NICKEL		NI00	1.385,00
NICHEL PVD- NICKEL PVD		PV02	1.665,00
NICHEL SPAZ - NICKEL MATTE - NICKEL MAT		NI01	1.456,00
OTTONE PVD - BRASS PVD - LAITON PVD		PV01	1.665,00
ORO - GOLD - OR 24 CARATS		AU00	3.279,00
ORO ROSA - ROSE GOLD- OR ROSE		AU02	2.624,00
ARGENTO - SILVER - ARGENT		AG00	2.985,00
BRONZO - BRONZE		BZ00	1.665,00
BRONZO SCURO -DARK BRONZE - BRONZE NOIR		BZ01	1.665,00

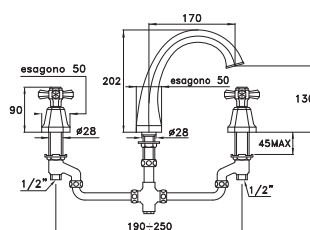




ECCELSA 3223- 1/2"

Gruppo per lavabo a tre fori con bocca alta
Three-hole washbasin mixer with high spout
Mélangeur de lavabo 3 trous avec bec haut fixe

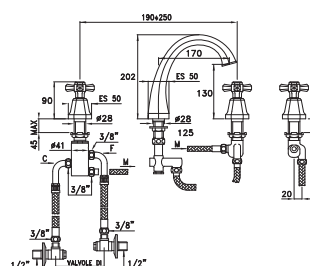
CROMO- CHROME	EC 00021 CR00	712,00
NICHEL-NICKEL	NI00	965,00
NICHEL PVD- NICKEL PVD	PV02	1.173,00
NICHEL SPAZ- NICKEL MATTE- NICKEL MAT	NI01	1.013,00
OTTONE PVD- BRASS PVD- LAITON PVD	PV01	1.173,00
ORO - GOLD - OR 24 CARATS	AU00	2.430,00
ORO ROSA - ROSE GOLD- OR ROSE	AU02	1.944,00
ARGENTO - SILVER - ARGENT	AG00	2.190,00
BRONZO - BRONZE	BZ00	1.173,00
BRONZO SCURO -DARK BRONZE- BRONZE NOIR	BZ01	1.173,00



ECCELSA 3223TC - 1/2"

Gruppo per lavabo a tre fori con bocca alta ,completo di sistema di miscelazione TC
Three-hole washbasin mixer with high spout with TC mixing system
Mitigeur de lavabo thermostatique 3 trous, avec bec fixe avec système de mélange TC

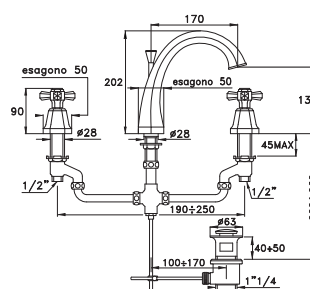
CROMO- CHROME	EC 00022 CR00	900,00
NICHEL-NICKEL	NI00	1.148,00
NICHEL PVD- NICKEL PVD	PV02	1.357,00
NICHEL SPAZ- NICKEL MATTE- NICKEL MAT	NI01	1.205,00
OTTONE PVD- BRASS PVD- LAITON PVD	PV01	1.357,00
ORO - GOLD - OR 24 CARATS	AU00	2.612,00
ORO ROSA - ROSE GOLD- OR ROSE	AU02	2.090,00
ARGENTO - SILVER - ARGENT	AG00	2.375,00
BRONZO - BRONZE	BZ00	1.357,00
BRONZO SCURO -DARK BRONZE- BRONZE NOIR	BZ01	1.357,00



ECCELSA 3225

Gruppo per lavabo a tre fori con bocca alta, scarico 1"1/4.
Three-hole washbasin mixer with high spout, pop-up waste 1" 1/4
Mélangeur de lavabo 3 trous avec bec haute et vidage 1" 1/4

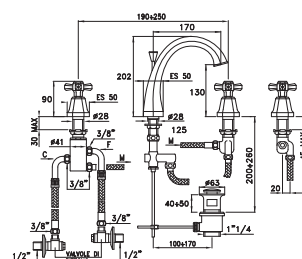
CROMO- CHROME	EC 00015 CR00	791,00
NICHEL-NICKEL	NI00	1053,00
NICHEL PVD- NICKEL PVD	PV02	1266,00
NICHEL SPAZ- NICKEL MATTE- NICKEL MAT	NI01	1100,00
OTTONE PVD- BRASS PVD- LAITON PVD	PV01	1266,00
ORO - GOLD - OR 24 CARATS	AU00	2690,00
ORO ROSA - ROSE GOLD- OR ROSE	AU02	2120,00
ARGENTO - SILVER - ARGENT	AG00	2563,00
BRONZO - BRONZE	BZ00	1266,00
BRONZO SCURO -DARK BRONZE- BRONZE NOIR	BZ01	1266,00



ECCELSA 3225TC

Gruppo per lavabo a tre fori con bocca alta, scarico 1"1/4, completo di sistema di miscelazione TC
Three-hole washbasin mixer pop-up waste 1" 1/4 with TC mixing system
Mitigeur de lavabo thermostatique 3 trous, avec système de mélange TC, vidage 1" 1/4

CROMO- CHROME	EC 00016 CR00	979,00
NICHEL-NICKEL	NI00	1303,00
NICHEL PVD- NICKEL PVD	PV02	1567,00
NICHEL SPAZ- NICKEL MATTE- NICKEL MAT	NI01	1361,00
OTTONE PVD- BRASS PVD- LAITON PVD	PV01	1567,00
ORO - GOLD - OR 24 CARATS	AU00	3329,00
ORO ROSA - ROSE GOLD- OR ROSE	AU02	2624,00
ARGENTO - SILVER - ARGENT	AG00	3172,00
BRONZO - BRONZE	BZ00	1567,00
BRONZO SCURO -DARK BRONZE- BRONZE NOIR	BZ01	1567,00





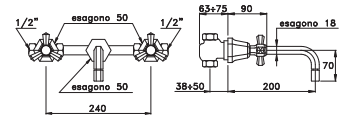
ECCELSA 3863

Gruppo per lavabo da incasso a parete con congiunzioni interne non montate.
Concealed basin mixer with not assembled internal connection.

Mélangeur de lavabo mural encastré, livré avec pièces de raccordement non assemblées,



CROMO- CHROME	EC 01001 CR00	782,00
NICHEL-NICKEL	NI00	942,00
NICHEL PVD- NICKEL PVD	PV02	1.097,00
NICHEL SPAZ - NICKEL MATTE - NICKEL MAT	NI01	989,00
OTTONE PVD - BRASS PVD - LAITON PVD	PV01	1.097,00
ORO - GOLD - OR 24 CARATS	AU00	1.851,00
ORO ROSA - ROSE GOLD- OR ROSE	AU02	1.481,00
ARGENTO - SILVER - ARGENT	AG00	1.689,00
BRONZO - BRONZE	BZ00	1.097,00
BRONZO SCURO -DARK BRONZE - BRONZE NOIR	BZ01	1.097,00



ECCELSA 3600 - 1/2"

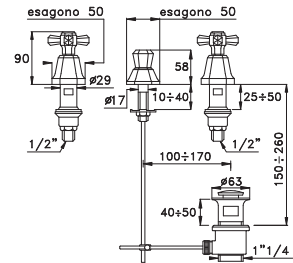
Gruppo per bidet a tre fori con erogazione dal bordo, scarico 1"1/4

Three-hole bidet mixer, for edge delivery bidets with pop-up waste 1" 1/4

Batterie bidet sur gorge avec vidage



CROMO- CHROME	EC 00200 CR00	514,00
NICHEL-NICKEL	NI00	710,00
NICHEL PVD- NICKEL PVD	PV02	825,00
NICHEL SPAZ - NICKEL MATTE - NICKEL MAT	NI01	746,00
OTTONE PVD - BRASS PVD - LAITON PVD	PV01	825,00
ORO - GOLD - OR 24 CARATS	AU00	1.628,00
ORO ROSA - ROSE GOLD- OR ROSE	AU02	1.303,00
ARGENTO - SILVER - ARGENT	AG00	1.466,00
BRONZO - BRONZE	BZ00	825,00
BRONZO SCURO -DARK BRONZE - BRONZE NOIR	BZ01	825,00



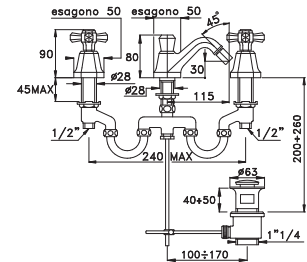
ECCELSA 3601 - 1/2"

Gruppo per bidet a tre fori, con bocca centrale di erogazione a getto orientabile, scarico 1"1/4

Three-hole bidet mixer, central spout, directional aerator and pop-up waste 1" 1/4

Mélangeur de bidet 3 trous avec bec bas à jet orientable et vidage 1"1/4

CROMO- CHROME	EC 00201 CR00	799,00
NICHEL-NICKEL	NI00	1.111,00
NICHEL PVD- NICKEL PVD	PV02	1.327,00
NICHEL SPAZ - NICKEL MATTE - NICKEL MAT	NI01	1.167,00
OTTONE PVD - BRASS PVD - LAITON PVD	PV01	1.327,00
ORO - GOLD - OR 24 CARATS	AU00	2.662,00
ORO ROSA - ROSE GOLD- OR ROSE	AU02	2.130,00
ARGENTO - SILVER - ARGENT	AG00	2.398,00
BRONZO - BRONZE	BZ00	1.327,00
BRONZO SCURO -DARK BRONZE - BRONZE NOIR	BZ01	1.327,00



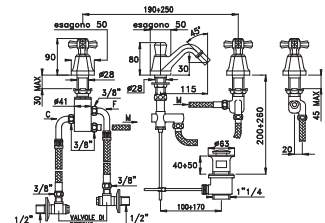
ECCELSA 3601TC- 3/8"

Gruppo per bidet a tre fori, con bocca centrale di erogazione a getto orientabile, scarico 1"1/4 con sistema di miscelazione TC

Three-hole bidet mixer, central spout, directional aerator and pop-up waste 1" 1/4 with TC mixing system:

Mitigeur de bidet thermostatique 3 trous, avec système de mélange TC, vidage 1" 1/4

CROMO- CHROME	EC 00202 CR00	1027,00
NICHEL-NICKEL	NI00	1.350,00
NICHEL PVD- NICKEL PVD	PV02	1.550,00
NICHEL SPAZ - NICKEL MATTE - NICKEL MAT	NI01	1.418,00
OTTONE PVD - BRASS PVD - LAITON PVD	PV01	1.550,00
ORO - GOLD - OR 24 CARATS	AU00	2.891,00
ORO ROSA - ROSE GOLD- OR ROSE	AU02	2.313,00
ARGENTO - SILVER - ARGENT	AG00	2.639,00
BRONZO - BRONZE	BZ00	1.550,00
BRONZO SCURO -DARK BRONZE - BRONZE NOIR	BZ01	1.550,00





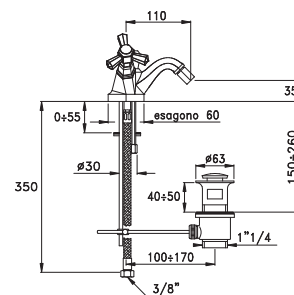
ECCELSA 3604 - 1/2"

Gruppo per bidet monoforo con bocca a getto orientabile, scarico 1" 1/4.

Single-hole bidet mixer, spout with directional aerator and pop-up waste 1" 1/4.

Mélangeur de bidet monotrou avec bec bas à jet orientable et vidage 1" 1/4.

CROMO-CHROME	EC 00204 CR00	594,00
NICHEL-NICKEL	NI00	825,00
NICHEL PVD- NICKEL PVD	PV02	980,00
NICHEL SPAZ- NICKEL MATTE- NICKEL MAT	NI01	866,00
OTTONE PVD- BRASS PVD- LAITON PVD	PV01	980,00
ORO - GOLD - OR 24 CARATS	AU00	1.967,00
ORO ROSA - ROSE GOLD- OR ROSE	AU02	1.574,00
ARGENTO - SILVER - ARGENT	AG00	1.768,00
BRONZO - BRONZE	BZ00	980,00
BRONZO SCURO -DARK BRONZE- BRONZE NOIR	BZ01	980,00



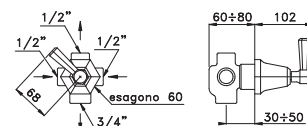
ECCELSA 0/150 - 1/2"

Deviatore per vasca/doccia per installazione da incasso a parete, deviazione manuale

Concealed manual bath-shower diverter

Inverseur manuel bain-douche à encastrer

CROMO-CHROME	EC 01200 CR00	467,00
NICHEL-NICKEL	NI00	617,00
NICHEL PVD- NICKEL PVD	PV02	657,00
NICHEL SPAZ- NICKEL MATTE- NICKEL MAT	NI01	648,00
OTTONE PVD- BRASS PVD- LAITON PVD	PV01	657,00
ORO - GOLD - OR 24 CARATS	AU00	912,00
ORO ROSA - ROSE GOLD- OR ROSE	AU02	730,00
ARGENTO - SILVER - ARGENT	AG00	825,00
BRONZO - BRONZE	BZ00	657,00
BRONZO SCURO -DARK BRONZE- BRONZE NOIR	BZ01	657,00



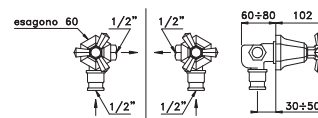
ECCELSA 0/152 - 1/2"

Rubinetto ad angolo per installazione da incasso a parete con raccordo dx/sx all'entrata.

Concealed angle control valve with rh/lh intake connections

Robinet d'équerre à encastrer avec raccord droite/ gauche à l'entrée.

CROMO-CHROME	EC 01101 CR00	341,00
NICHEL-NICKEL	NI00	449,00
NICHEL PVD- NICKEL PVD	PV02	494,00
NICHEL SPAZ- NICKEL MATTE- NICKEL MAT	NI01	471,00
OTTONE PVD- BRASS PVD- LAITON PVD	PV01	494,00
ORO - GOLD - OR 24 CARATS	AU00	857,00
ORO ROSA - ROSE GOLD- OR ROSE	AU02	686,00
ARGENTO - SILVER - ARGENT	AG00	772,00
BRONZO - BRONZE	BZ00	494,00
BRONZO SCURO -DARK BRONZE- BRONZE NOIR	BZ01	494,00



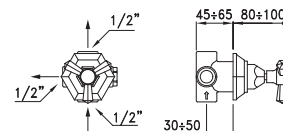
ECCELSA 0/153 - 1/2"

Deviatore/rubinetto per doccia a due vie per installazione da incasso con deviazione manuale. Possibilità di erogazione contemporanea dalle uscite laterali

Two way diverter/shower tap for built-in installation

Robinet/inverseur encastré à 2 sorties pour douche

CROMO-CHROME	EC 01202 CR00	483,00
NICHEL-NICKEL	NI00	664,00
NICHEL PVD- NICKEL PVD	PV02	815,00
NICHEL SPAZ- NICKEL MATTE- NICKEL MAT	NI01	697,00
OTTONE PVD- BRASS PVD- LAITON PVD	PV01	815,00
ORO - GOLD - OR 24 CARATS	AU00	1.329,00
ORO ROSA - ROSE GOLD- OR ROSE	AU02	1.064,00
ARGENTO - SILVER - ARGENT	AG00	1.196,00
BRONZO - BRONZE	BZ00	815,00
BRONZO SCURO -DARK BRONZE- BRONZE NOIR	BZ01	815,00



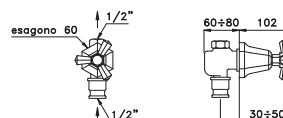
ECCELSA 0/156 - 1/2"

Rubinetto a passaggio diretto per installazione da incasso a parete con raccordo dx/sx all'entrata.

Concealed straight control valve.

Robinet droit à encastrer avec raccord droite/gauche à l'entrée

CROMO-CHROME	EC 01103 CR00	303,00
NICHEL-NICKEL	NI00	370,00
NICHEL PVD- NICKEL PVD	PV02	432,00
NICHEL SPAZ- NICKEL MATTE- NICKEL MAT	NI01	389,00
OTTONE PVD- BRASS PVD- LAITON PVD	PV01	432,00
ORO - GOLD - OR 24 CARATS	AU00	696,00
ORO ROSA - ROSE GOLD- OR ROSE	AU02	557,00
ARGENTO - SILVER - ARGENT	AG00	626,00
BRONZO - BRONZE	BZ00	432,00
BRONZO SCURO -DARK BRONZE- BRONZE NOIR	BZ01	432,00





3254MC - 1/2"

Gruppo incasso per 3254MC

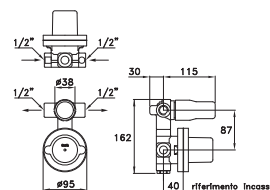
Concealed body for 3254MC

Partie encastrée pour 3254MC

BRONZO - BRONZE

UN 01401 0000

291,00



ECCELSA 3254MC P.V.

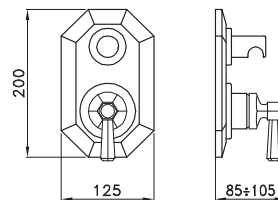
Parti in vista per 3254, gruppo miscelatore per vasca doccia da incasso con deviatore a ritorno automatico. Da abbinare al corpo incasso cod.UN014010000

External part for single-handle bath & shower mixer, diverter with automatic return to bath position. To be installed on built-in part code UN014010000

Mitigeur monocommande à encastrer pour bain douche avec inverseur automatique
A installer sur la partie encastrée UN014010000



	EC 01405	CR00	355,00
CROMO- CHROME			
NICHEL-NICKEL		NI00	497,00
NICHEL PVD- NICKEL PVD		PV02	603,00
NICHEL SPAZ - NICKEL MATTE - NICKEL MAT		NI01	525,00
OTTONE PVD - BRASS PVD - LAITON PVD		PV01	603,00
ORO - GOLD - OR 24 CARATS		AU00	1.243,00
ORO ROSA - ROSE GOLD- OR ROSE		AU02	995,00
ARGENTO - SILVER - ARGENT		AG00	1.119,00
BRONZO - BRONZE		BZ00	603,00
BRONZO SCURO -DARK BRONZE - BRONZE NOIR		BZ01	603,00



ECCELSA 3254 - 1/2"

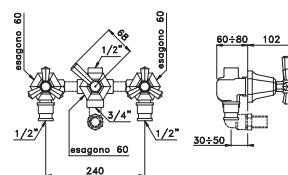
Gruppo per vasca-doccia per installazione da incasso a parete, con deviatore a ritorno manuale, con congiunzioni interne non montate.

Concealed bath & shower mixer, manual return diverter, with internal connections not assembled

Mélangeur bain-douche à encastrer avec inverseur manuel et avec pièces de raccordement non assemblées



	EC 01301	CR00	1161,00
CROMO- CHROME			
NICHEL-NICKEL		NI00	1.535,00
NICHEL PVD- NICKEL PVD		PV02	1.636,00
NICHEL SPAZ - NICKEL MATTE - NICKEL MAT		NI01	1.612,00
OTTONE PVD - BRASS PVD - LAITON PVD		PV01	1.636,00
ORO - GOLD - OR 24 CARATS		AU00	2.622,00
ORO ROSA - ROSE GOLD- OR ROSE		AU02	2.098,00
ARGENTO - SILVER - ARGENT		AG00	2.376,00
BRONZO - BRONZE		BZ00	1.636,00
BRONZO SCURO -DARK BRONZE - BRONZE NOIR		BZ01	1.636,00



ECCELSA 0/250 - 3/4"

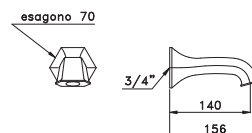
Bocca di erogazione a parete per vasca

Wall mounted bath spout

Bec mural de baignoire



	EC 09000	CR00	199,00
CROMO- CHROME			
NICHEL-NICKEL		NI00	249,00
NICHEL PVD- NICKEL PVD		PV02	287,00
NICHEL SPAZ - NICKEL MATTE - NICKEL MAT		NI01	261,00
OTTONE PVD - BRASS PVD - LAITON PVD		PV01	287,00
ORO - GOLD - OR 24 CARATS		AU00	603,00
ORO ROSA - ROSE GOLD- OR ROSE		AU02	483,00
ARGENTO - SILVER - ARGENT		AG00	547,00
BRONZO - BRONZE		BZ00	287,00
BRONZO SCURO -DARK BRONZE - BRONZE NOIR		BZ01	287,00





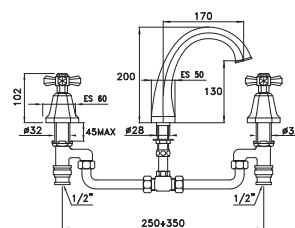
ECCELSA 3255 - 1/2"

Gruppo vasca tradizionale per installazione su bordo. Non è corredato dei componenti doccia.

Bath mixer for deck mounting. Supplied without shower components.

Mélangeur bain pour installation horizontale. Sans ensemble de douche

CROMO-CHROME	EC 02306 CR00	1086,00
NICHEL-NICKEL	NI00	1.474,00
NICHEL PVD- NICKEL PVD	PV02	1.801,00
NICHEL SPAZ - NICKEL MATTE - NICKEL MAT	NI01	1.548,00
OTTONE PVD - BRASS PVD - LAITON PVD	PV01	1.801,00
ORO - GOLD - OR 24 CARATS	AU00	3.390,00
ORO ROSA - ROSE GOLD- OR ROSE	AU02	2.712,00
ARGENTO - SILVER - ARGENT	AG00	3.052,00
BRONZO - BRONZE	BZ00	1.801,00
BRONZO SCURO -DARK BRONZE - BRONZE NOIR	BZ01	1.801,00



ECCELSA 3255TC - 1/2"

Gruppo vasca tradizionale per installazione su bordo ,completo di sistema di miscelazione TC.

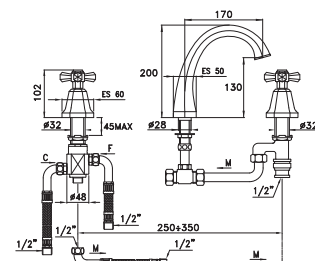
Non è corredato dei componenti doccia.

Bath mixer for deck mounting with TC mixing system. Supplied without shower components.

Mitigeur bain pour installation horizontale avec système de mélange TC.

Sans ensemble de douche

CROMO-CHROME	EC 02310 CR00	1393,00
NICHEL-NICKEL	NI00	1.893,00
NICHEL PVD- NICKEL PVD	PV02	2.314,00
NICHEL SPAZ - NICKEL MATTE - NICKEL MAT	NI01	1.988,00
OTTONE PVD - BRASS PVD - LAITON PVD	PV01	2.314,00
ORO - GOLD - OR 24 CARATS	AU00	4.356,00
ORO ROSA - ROSE GOLD- OR ROSE	AU02	3.485,00
ARGENTO - SILVER - ARGENT	AG00	3.920,00
BRONZO - BRONZE	BZ00	2.314,00
BRONZO SCURO -DARK BRONZE - BRONZE NOIR	BZ01	2.314,00



ECCELSA 3256TR - 1/2"

Gruppo vasca tradizionale per installazione su bordo vasca con deviatore manuale

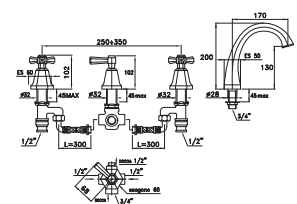
Non è corredato dei componenti doccia

Bath & shower mixer for deck mounting, manual diverter. Supplied without shower components.

Mitigeur bain-douche pour installation horizontale avec inverseur manuel

Sans ensemble de douche

CROMO-CHROME	EC 02311 CR00	1510,00
NICHEL-NICKEL	NI00	2.051,00
NICHEL PVD- NICKEL PVD	PV02	2.510,00
NICHEL SPAZ - NICKEL MATTE - NICKEL MAT	NI01	2.154,00
OTTONE PVD - BRASS PVD - LAITON PVD	PV01	2.510,00
ORO - GOLD - OR 24 CARATS	AU00	4.426,00
ORO ROSA - ROSE GOLD- OR ROSE	AU02	3.541,00
ARGENTO - SILVER - ARGENT	AG00	3.984,00
BRONZO - BRONZE	BZ00	2.510,00
BRONZO SCURO -DARK BRONZE - BRONZE NOIR	BZ01	2.510,00



ECCELSA 3256TRTC - 1/2"

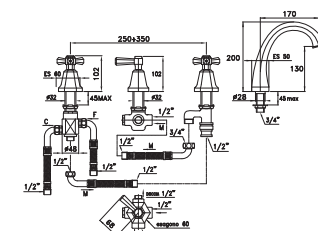
Gruppo vasca tradizionale per installazione su bordo vasca con deviatore manuale, completo di sistema di miscelazione TC. Non è corredato dei componenti doccia

Bath & shower mixer for deck mounting, manual diverter with TC mixing system

Supplied without shower components.

Mélangeur bain-douche pour installation horizontale avec inverseur manuel et avec système de mélange TC Sans ensemble de douche

CROMO-CHROME	EC 02312 CR00	1942,00
NICHEL-NICKEL	NI00	2.639,00
NICHEL PVD- NICKEL PVD	PV02	3.226,00
NICHEL SPAZ - NICKEL MATTE - NICKEL MAT	NI01	2.771,00
OTTONE PVD - BRASS PVD - LAITON PVD	PV01	3.226,00
ORO - GOLD - OR 24 CARATS	AU00	5.694,00
ORO ROSA - ROSE GOLD- OR ROSE	AU02	4.556,00
ARGENTO - SILVER - ARGENT	AG00	5.123,00
BRONZO - BRONZE	BZ00	3.226,00
BRONZO SCURO -DARK BRONZE - BRONZE NOIR	BZ01	3.226,00





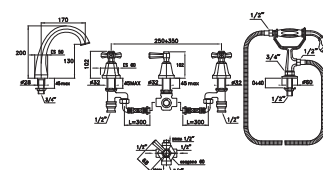
ECCELSA 3256TR/307 - 1/2"

Gruppo vasca tradizionale per installazione su bordo vasca con deviatore manuale

Bath & shower mixer for deck mounting, manual diverter, hand shower 307.

Mélangeur bain-douche pour installation horizontale avec inverseur manuel

CROMO- CHROME	EC 02313 CR00	2127,00
NICHEL-NICKEL	NI00	2.890,00
NICHEL PVD- NICKEL PVD	PV02	3.533,00
NICHEL SPAZ- NICKEL MATTE- NICKEL MAT	NI01	3.035,00
OTTONE PVD- BRASS PVD- LAITON PVD	PV01	3.533,00
ORO - GOLD - OR 24 CARATS	AU00	6.236,00
ORO ROSA - ROSE GOLD- OR ROSE	AU02	4.989,00
ARGENTO - SILVER - ARGENT	AG00	5.613,00
BRONZO - BRONZE	BZ00	3.533,00
BRONZO SCURO - DARK BRONZE - BRONZE NOIR	BZ01	3.533,00



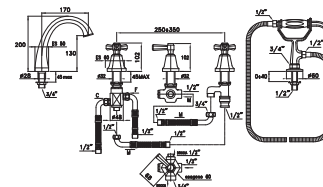
ECCELSA 3256TRTC/307 - 3/8"

Gruppo per vasca-doccia per installazione su bordo vasca, deviatore manuale, doccetta mod 308, completo di sistema di miscelazione TC

Bath & shower mixer for deck mounting, manual diverter, hand shower 307, with TC mixing system

Mitigeur bain-douche pour installation horizontale avec inverseur manuel avec système de mélange TC

CROMO- CHROME	EC 02314 CR00	2723,00
NICHEL-NICKEL	NI00	3.701,00
NICHEL PVD- NICKEL PVD	PV02	4.527,00
NICHEL SPAZ- NICKEL MATTE- NICKEL MAT	NI01	3.886,00
OTTONE PVD- BRASS PVD- LAITON PVD	PV01	4.527,00
ORO - GOLD - OR 24 CARATS	AU00	7.985,00
ORO ROSA - ROSE GOLD- OR ROSE	AU02	6.388,00
ARGENTO - SILVER - ARGENT	AG00	7.235,00
BRONZO - BRONZE	BZ00	4.527,00
BRONZO SCURO - DARK BRONZE - BRONZE NOIR	BZ01	4.527,00



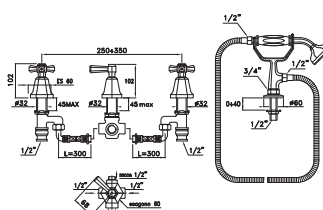
ECCELSA 3256TR2/307 - 1/2"

Gruppo per vasca-doccia per installazione su bordo vasca, deviatore con ritorno automatico alla posizione vasca

Bath & shower mixer for deck mounting, spout with automatic return to bath position diverter

Mélangeur bain-douche pour installation horizontale avec inverseur automatique

CROMO- CHROME	EC 02315 CR00	1854,00
NICHEL-NICKEL	NI00	2.517,00
NICHEL PVD- NICKEL PVD	PV02	3.078,00
NICHEL SPAZ- NICKEL MATTE- NICKEL MAT	NI01	2.643,00
OTTONE PVD- BRASS PVD- LAITON PVD	PV01	3.078,00
ORO - GOLD - OR 24 CARATS	AU00	5.432,00
ORO ROSA - ROSE GOLD- OR ROSE	AU02	4.346,00
ARGENTO - SILVER - ARGENT	AG00	4.889,00
BRONZO - BRONZE	BZ00	3.078,00
BRONZO SCURO - DARK BRONZE - BRONZE NOIR	BZ01	3.078,00



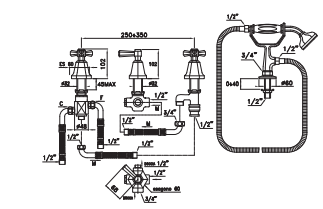
ECCELSA 3256TR2TC/307 - 3/8"

Gruppo per vasca-doccia per installazione su bordo vasca, deviatore con ritorno automatico alla posizione vasca con sistema di miscelazione TC

Bath & shower mixer for deck mounting, spout with automatic return to bath position diverter with TC mixing system

Mitigeur bain-douche pour installation horizontale avec inverseur automatique et système de mélange TC

CROMO- CHROME	EC 02316 CR00	2380,00
NICHEL-NICKEL	NI00	3.235,00
NICHEL PVD- NICKEL PVD	PV02	3.956,00
NICHEL SPAZ- NICKEL MATTE- NICKEL MAT	NI01	3.386,00
OTTONE PVD- BRASS PVD- LAITON PVD	PV01	3.956,00
ORO - GOLD - OR 24 CARATS	AU00	6.981,00
ORO ROSA - ROSE GOLD- OR ROSE	AU02	5.585,00
ARGENTO - SILVER - ARGENT	AG00	6.283,00
BRONZO - BRONZE	BZ00	3.956,00
BRONZO SCURO - DARK BRONZE - BRONZE NOIR	BZ01	3.956,00



ECCELSA 3274/306 - 1/2"

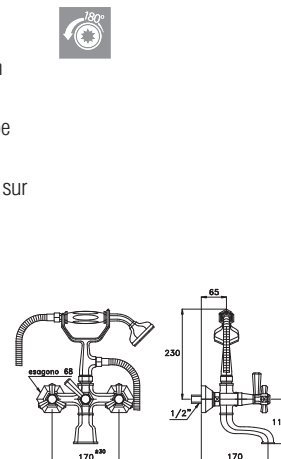
Gruppo per vasca doccia per installazione esterna a parete completo di doccia a mano con supporto basso a telefono, tubo flessibile di lunghezza 125 cm

Exposed wall mounted bath & shower mixer, with hand spray head with low telephone-type cradle and 125 cm flexible shower hose

Mélangeur bain-douche mural apparent avec inverseur manuel avec ensemble de douche sur support téléphone, flexible 125 cm



	EC 02206 CR00	1382,00
CROMO- CHROME		
NICHEL-NICKEL	NI00	1.836,00
NICHEL PVD- NICKEL PVD	PV02	2.161,00
NICHEL SPAZ - NICKEL MATTE - NICKEL MAT	NI01	1.928,00
OTTONE PVD - BRASS PVD - LAITON PVD	PV01	2.161,00
ORO - GOLD - OR 24 CARATS	AU00	4.581,00
ORO ROSA - ROSE GOLD- OR ROSE	AU02	3.665,00
ARGENTO - SILVER - ARGENT	AG00	4.120,00
BRONZO - BRONZE	BZ00	2.161,00
BRONZO SCURO -DARK BRONZE - BRONZE NOIR	BZ01	2.161,00



ECCELSA 3274RG306 - 1/2"

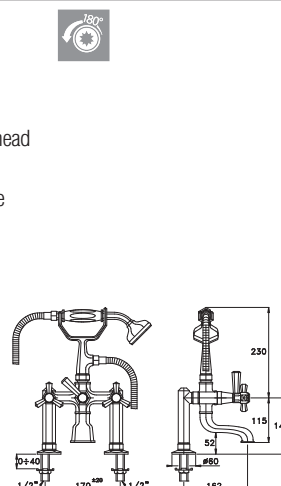
Gruppo per vasca doccia per installazione su bordo vasca completo di doccia a mano con supporto basso a telefono, tubo flessibile di lunghezza 125 cm

Exposed bath & shower mixer for bath deck mounting, manual diverter, with hand spray head and low telephone-type cradle, 125 cm flexible shower hose

Mélangeur bain-douche avec raccords sur gorge avec inverseur manuel avec ensemble de douche sur support téléphone, flexible 125 cm



	EC 02207 CR00	1507,00
CROMO- CHROME		
NICHEL-NICKEL	NI00	2.005,00
NICHEL PVD- NICKEL PVD	PV02	2.353,00
NICHEL SPAZ - NICKEL MATTE - NICKEL MAT	NI01	2.105,00
OTTONE PVD - BRASS PVD - LAITON PVD	PV01	2.353,00
ORO - GOLD - OR 24 CARATS	AU00	5.076,00
ORO ROSA - ROSE GOLD- OR ROSE	AU02	4.061,00
ARGENTO - SILVER - ARGENT	AG00	4.574,00
BRONZO - BRONZE	BZ00	2.353,00
BRONZO SCURO -DARK BRONZE - BRONZE NOIR	BZ01	2.353,00



ECCELSA 3274CL306 - 1/2"

Gruppo per vasca doccia con montanti da pavimento completo di doccia a mano

Per una migliore sicurezza d'installazione, si consiglia l'utilizzo del collare di sostegno art. 275 di seguito illustrato.

Exposed bath & shower mixer with free-standing floor legs, manual diverter with hand shower

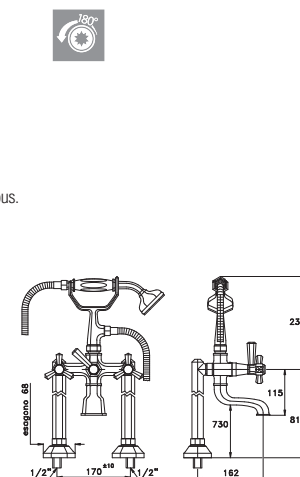
For safer installation of this article we suggest to use the fastening collar ref.275

Mélangeur bain-douche avec colonnes au sol avec inverseur manuel et ensemble douchette

Pour une meilleure sécurité de l'installation, nous recommandons l'utilisation du collier de support. 275 décrit ci-dessous.



	EC 02208 CR00	1974,00
CROMO- CHROME		
NICHEL-NICKEL	NI00	2.613,00
NICHEL PVD- NICKEL PVD	PV02	5.652,00
NICHEL SPAZ - NICKEL MATTE - NICKEL MAT	NI01	2.713,00
OTTONE PVD - BRASS PVD - LAITON PVD	PV01	5.652,00
ORO - GOLD - OR 24 CARATS	AU00	7.195,00
ORO ROSA - ROSE GOLD- OR ROSE	AU02	5.756,00
ARGENTO - SILVER - ARGENT	AG00	6.486,00
BRONZO - BRONZE	BZ00	5.652,00
BRONZO SCURO -DARK BRONZE - BRONZE NOIR	BZ01	5.652,00



ECCELSA 275 - 1/2"

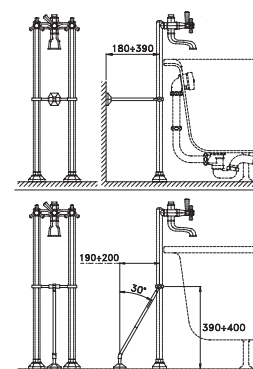
Bocca di erogazione a parete per vasca, attacco 3/4" lunghezza 140 mm

Wall mounted bath spout, 3/4" union, length 140 mm

Collier pour colonnes au sol diamètre 29mm, prévu pour fixation au sol ou au mur



	EC 09100 CR00	396,00
CROMO- CHROME		
NICHEL-NICKEL	NI00	541,00
NICHEL PVD- NICKEL PVD	PV02	634,00
NICHEL SPAZ - NICKEL MATTE - NICKEL MAT	NI01	568,00
OTTONE PVD - BRASS PVD - LAITON PVD	PV01	634,00
ORO - GOLD - OR 24 CARATS	AU00	1.374,00
ORO ROSA - ROSE GOLD- OR ROSE	AU02	1.100,00
ARGENTO - SILVER - ARGENT	AG00	1.205,00
BRONZO - BRONZE	BZ00	634,00
BRONZO SCURO -DARK BRONZE - BRONZE NOIR	BZ01	634,00



ECCELSA 3274/306FB - 1/2"



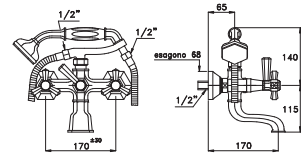
Gruppo per vasca doccia per installazione esterna a parete completo di doccia a mano con supporto basso a telefono, tubo flessibile di lunghezza 125 cm



Exposed wall mounted bath & shower mixer, with hand spray head with low telephone-type cradle and 125 cm flexible shower hose

Mélangeur bain-douche mural apparent avec inverseur manuel avec ensemble de douche sur support téléphone, flexible 125 cm

	EC 02209 CR00	1264,00
CROMO- CHROME		
NICHEL-NICKEL	NI00	1.666,00
NICHEL PVD- NICKEL PVD	PV02	1.952,00
NICHEL SPAZ - NICKEL MATTE - NICKEL MAT	NI01	1.749,00
OTTONE PVD - BRASS PVD - LAITON PVD	PV01	1.952,00
ORO - GOLD - OR 24 CARATS	AU00	4.133,00
ORO ROSA - ROSE GOLD- OR ROSE	AU02	3.307,00
ARGENTO - SILVER - ARGENT	AG00	3.702,00
BRONZO - BRONZE	BZ00	1.952,00
BRONZO SCURO -DARK BRONZE - BRONZE NOIR	BZ01	1.952,00



ECCELSA 3274RG306FB - 1/2"



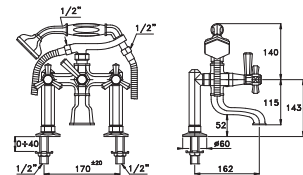
Gruppo per vasca doccia per installazione su bordo vasca completo di doccia a mano con supporto basso a telefono, tubo flessibile di lunghezza 125 cm



Exposed bath & shower mixer for bath deck mounting, manual diverter, with hand spray head and low telephone-type cradle, 125 cm flexible shower hose

Mélangeur bain-douche avec raccords sur gorge avec inverseur manuel avec ensemble de douche sur support téléphone, flexible 125 cm

	EC 02210 CR00	1389,00
CROMO- CHROME		
NICHEL-NICKEL	NI00	1.828,00
NICHEL PVD- NICKEL PVD	PV02	2.145,00
NICHEL SPAZ - NICKEL MATTE - NICKEL MAT	NI01	1.919,00
OTTONE PVD - BRASS PVD - LAITON PVD	PV01	2.145,00
ORO - GOLD - OR 24 CARATS	AU00	4.620,00
ORO ROSA - ROSE GOLD- OR ROSE	AU02	3.696,00
ARGENTO - SILVER - ARGENT	AG00	4.173,00
BRONZO - BRONZE	BZ00	2.145,00
BRONZO SCURO -DARK BRONZE - BRONZE NOIR	BZ01	2.145,00



ECCELSA 3274CL306FB - 1/2"



Gruppo per vasca doccia con montanti da pavimento completo di doccia a mano

Per una migliore sicurezza d'installazione, si consiglia l'utilizzo del collare di sostegno art. 275 di seguito illustrato.



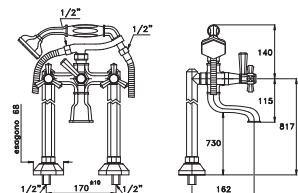
Exposed bath & shower mixer with free-standing floor legs, manual diverter

For safer installation of this article we suggest to use the fastening collar ref.275

Mélangeur bain-douche avec colonnes au sol avec inverseur manuel

Pour une meilleure sécurité de l'installation, nous recommandons l'utilisation du collier de support. 275 décrit ci-dessous.

	EC 02211 CR00	1856,00
CROMO- CHROME		
NICHEL-NICKEL	NI00	2.407,00
NICHEL PVD- NICKEL PVD	PV02	2.861,00
NICHEL SPAZ - NICKEL MATTE - NICKEL MAT	NI01	2.527,00
OTTONE PVD - BRASS PVD - LAITON PVD	PV01	2.861,00
ORO - GOLD - OR 24 CARATS	AU00	6.740,00
ORO ROSA - ROSE GOLD- OR ROSE	AU02	5.392,00
ARGENTO - SILVER - ARGENT	AG00	6.085,00
BRONZO - BRONZE	BZ00	2.861,00
BRONZO SCURO -DARK BRONZE - BRONZE NOIR	BZ01	2.861,00



3292MC - 1/2"

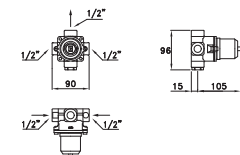


Corpo incasso per miscelatore monocomando per doccia

Built-in unit for single-command shower mixer

Corps encastré pour mitigeur mono commande de douche

	UN 01400 0000	175,00
BRONZO - BRONZE		



ECCELSA 3292MC P.V. - 1/2"

Parti in vista per miscelatore monocomando per doccia

Da vendere unitamente al corpo incasso cod.UN 01400 0000

Exposed parts for single-command shower mixer

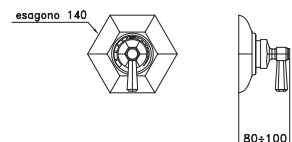
To be installed on built-in part code UN 01400 0000

Façade apparente pour mitigeur mono commande de douche

A installer sur la partie encastrée UN 01400 0000



	EC 01410 CR00	256,00
CROMO- CHROME		
NICHEL-NICKEL	NI00	346,00
NICHEL PVD- NICKEL PVD	PV02	423,00
NICHEL SPAZ - NICKEL MATTE - NICKEL MAT	NI01	363,00
OTTONE PVD - BRASS PVD - LAITON PVD	PV01	423,00
ORO - GOLD - OR 24 CARATS	AU00	869,00
ORO ROSA - ROSE GOLD- OR ROSE	AU02	696,00
ARGENTO - SILVER - ARGENT	AG00	782,00
BRONZO - BRONZE	BZ00	423,00
BRONZO SCURO -DARK BRONZE - BRONZE NOIR	BZ01	423,00

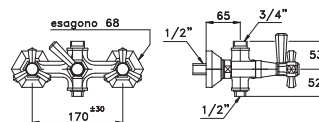




ECCELSA 3284 - 1/2"

Gruppo per doccia per installazione esterna a parete con deviatore manuale per doppia funzione
Exposed wall mounted, heavy duty shower mixer, diverter with manual return to flexible hose
Mélangeur de douche apparent à 2 sorties avec inverseur manuel

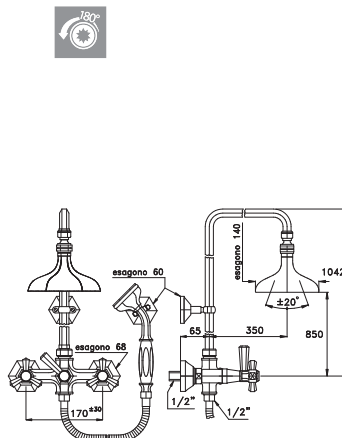
	EC 02500	CR00	925,00
CROMO- CHROME			
NICHEL-NICKEL	NI00		1.173,00
NICHEL PVD- NICKEL PVD	PV02		1.397,00
NICHEL SPAZ - NICKEL MATTE - NICKEL MAT	NI01		1.232,00
OTTONE PVD - BRASS PVD - LAITON PVD	PV01		1.397,00
ORO - GOLD - OR 24 CARATS	AU00		2.923,00
ORO ROSA - ROSE GOLD- OR ROSE	AU02		2.339,00
ARGENTO - SILVER - ARGENT	AG00		2.630,00
BRONZO - BRONZE	BZ00		1.397,00
BRONZO SCURO -DARK BRONZE - BRONZE NOIR	BZ01		1.397,00



ECCELSA 3284/33 - 1/2"

Gruppo doccia per installazione esterna a parete con tubo doccia, doccia mano e soffione
Exposed wall mounted shower mixer with rigid shower pipe, hand shower and shower head
Mélangeur de douche apparent à 2 sorties avec colonne, pomme de douche et douchette

	EC 02514	CR00	1988,00
CROMO- CHROME			
NICHEL-NICKEL	NI00		2.630,00
NICHEL PVD- NICKEL PVD	PV02		3.169,00
NICHEL SPAZ - NICKEL MATTE - NICKEL MAT	NI01		2.762,00
OTTONE PVD - BRASS PVD - LAITON PVD	PV01		3.196,00
ORO - GOLD - OR 24 CARATS	AU00		7.402,00
ORO ROSA - ROSE GOLD- OR ROSE	AU02		5.922,00
ARGENTO - SILVER - ARGENT	AG00		6.649,00
BRONZO - BRONZE	BZ00		3.169,00
BRONZO SCURO -DARK BRONZE - BRONZE NOIR	BZ01		3.169,00

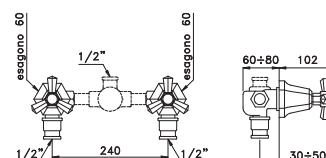


ECCELSA 3292TR - 1/2"

Gruppo per doccia per installazione da incasso a parete con congiunzioni interne non montate.
Concealed shower mixer, with internal connections not assembled.

Mélangeur de douche à encastrer. Livré avec pièces de raccordement non assemblées.

	EC 01300	CR00	760,00
CROMO- CHROME			
NICHEL-NICKEL	NI00		1.066,00
NICHEL PVD- NICKEL PVD	PV02		1.281,00
NICHEL SPAZ - NICKEL MATTE - NICKEL MAT	NI01		1.119,00
OTTONE PVD - BRASS PVD - LAITON PVD	PV01		1.281,00
ORO - GOLD - OR 24 CARATS	AU00		1.790,00
ORO ROSA - ROSE GOLD- OR ROSE	AU02		1.432,00
ARGENTO - SILVER - ARGENT	AG00		1.620,00
BRONZO - BRONZE	BZ00		1.281,00
BRONZO SCURO -DARK BRONZE - BRONZE NOIR	BZ01		1.281,00



Completamenti

Completions

Compléments

863 Eccelsa

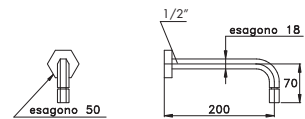
Bocca di erogazione a parete con rompigetto aeratore all'uscita
(sporgenza da parete a centro uscita 200 mm)

Wall mounted spout with aerator
Projection from wall to outlet: 200 mm

Bec mural fixe Mousseur Saille 200 mm



	EC 09002	CR00	158,00
CROMO- CHROME			
NICHEL-NICKEL		NI00	194,00
NICHEL PVD- NICKEL PVD		PV02	233,00
NICHEL SPAZ - NICKEL MATTE - NICKEL MAT		NI01	204,00
OTTONE PVD - BRASS PVD - LAITON PVD		PV01	233,00
ORO - GOLD - OR 24 CARATS		AU00	464,00
ORO ROSA - ROSE GOLD- OR ROSE		AU02	372,00
ARGENTO - SILVER - ARGENT		AG00	440,00
BRONZO - BRONZE		BZ00	233,00
BRONZO SCURO -DARK BRONZE - BRONZE NOIR		BZ01	233,00



358

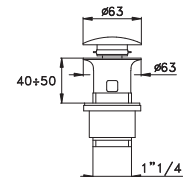
Scarico 1"1/4 per lavabo o bidet con apertura e chiusura del tappo a scatto con comando a pressione

Drain 1"1/4 for basin or bidet with spring-opening and closing with push control

Vidage pour lavabo ou bidet avec commande à pression, type "clic-clac"



	UN 09200	CR00	79,00
CROMO- CHROME			
NICHEL-NICKEL		NI00	110,00
NICHEL PVD- NICKEL PVD		PV02	134,00
NICHEL SPAZ - NICKEL MATTE - NICKEL MAT		NI01	116,00
OTTONE PVD - BRASS PVD - LAITON PVD		PV01	134,00
ORO - GOLD - OR 24 CARATS		AU00	277,00
ORO ROSA - ROSE GOLD- OR ROSE		AU02	194,00
ARGENTO - SILVER - ARGENT		AG00	249,00
BRONZO - BRONZE		BZ00	134,00
BRONZO SCURO -DARK BRONZE - BRONZE NOIR		BZ01	134,00



467T

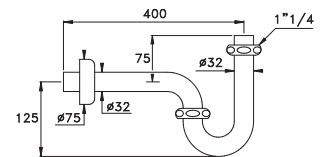
Sifone a "P" in tubo Ø 32 mm per lavabo (chiusura idraulica 50 mm, secondo la Norma Europea)

P trap diameter 32 mm pipe for washbasin (50 mm trap in conformity with European standards)

Siphon tubulaire de lavabo Ø 32 mm Garde d'eau 50 mm, selon la Norme Européenne



	UN 09400	CR00	96,00
CROMO- CHROME			
NICHEL-NICKEL		NI00	128,00
NICHEL PVD- NICKEL PVD		PV02	154,00
NICHEL SPAZ - NICKEL MATTE - NICKEL MAT		NI01	134,00
OTTONE PVD - BRASS PVD - LAITON PVD		PV01	154,00
ORO - GOLD - OR 24 CARATS		AU00	327,00
ORO ROSA - ROSE GOLD- OR ROSE		AU02	258,00
ARGENTO - SILVER - ARGENT		AG00	312,00
BRONZO - BRONZE		BZ00	154,00
BRONZO SCURO -DARK BRONZE - BRONZE NOIR		BZ01	154,00



476T

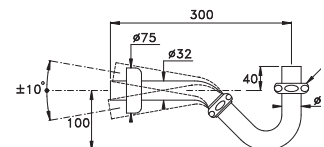
Sifone a "P" in tubo Ø 32 mm per bidet (chiusura idraulica 50 mm, secondo la Norma Europea)

P trap diameter 32 mm pipe for bidet (50 mm trap in conformity with European standards)

Siphon tubulaire de bidet Ø 32 mm Garde d'eau 50 mm, selon la Norme Européenne



	UN 09401	CR00	92,00
CROMO- CHROME			
NICHEL-NICKEL		NI00	123,00
NICHEL PVD- NICKEL PVD		PV02	148,00
NICHEL SPAZ - NICKEL MATTE - NICKEL MAT		NI01	128,00
OTTONE PVD - BRASS PVD - LAITON PVD		PV01	148,00
ORO - GOLD - OR 24 CARATS		AU00	313,00
ORO ROSA - ROSE GOLD- OR ROSE		AU02	247,00
ARGENTO - SILVER - ARGENT		AG00	299,00
BRONZO - BRONZE		BZ00	148,00
BRONZO SCURO -DARK BRONZE - BRONZE NOIR		BZ01	148,00



461Q

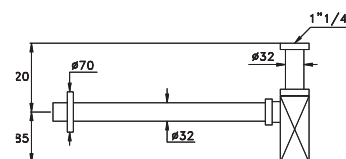
Sifone a "bottiglia"; profilo quadro

Square bottle trap

Siphon bouteille carré



	UN 09403 CR00	155,00
CROMO - CHROME	NI00	216,00
NICHEL-NICKEL	PV02	264,00
NICHEL PVD - NICKEL PVD	NI01	227,00
NICHEL SPAZ - NICKEL MATTE - NICKEL MAT	PV01	264,00
OTTONE PVD - BRASS PVD - LAITON PVD	AU00	543,00
ORO - GOLD - OR 24 CARATS	AU02	381,00
ORO ROSA - ROSE GOLD- OR ROSE	AG00	489,00
ARGENTO - SILVER - ARGENT	BZ00	264,00
BRONZO - BRONZE	BZ01	264,00
BRONZO SCURO - DARK BRONZE - BRONZE NOIR		



703 - 3/4"

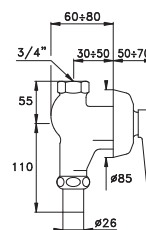
Rubinetto di cacciata per installazione da incasso a parete, con chiusura a vite

Flushing tap, concealed wall-mounting, screw closing valve 3/4"

Robinet de chasse à encastrer à fermeture manuelle



	UN 08000 CR00	211,00
CROMO - CHROME	NI00	281,00
NICHEL-NICKEL	PV02	338,00
NICHEL PVD - NICKEL PVD	NI01	294,00
NICHEL SPAZ - NICKEL MATTE - NICKEL MAT	PV01	338,00
OTTONE PVD - BRASS PVD - LAITON PVD	AU00	718,00
ORO - GOLD - OR 24 CARATS	AU02	566,00
ORO ROSA - ROSE GOLD- OR ROSE	AG00	684,00
ARGENTO - SILVER - ARGENT	BZ00	338,00
BRONZO - BRONZE	BZ01	338,00
BRONZO SCURO - DARK BRONZE - BRONZE NOIR		



704 - 3/4"

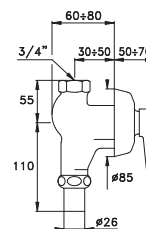
Rubinetto di cacciata per installazione da incasso a parete, chiusura a molla non ritardata

Flushing tap, concealed wall-mounting, with undelayed spring valve 3/4"

Robinet de chasse à encastrer avec fermeture à ressort non temporisée



	UN 08100 CR00	219,00
CROMO - CHROME	NI00	292,00
NICHEL-NICKEL	PV02	351,00
NICHEL PVD - NICKEL PVD	NI01	305,00
NICHEL SPAZ - NICKEL MATTE - NICKEL MAT	PV01	351,00
OTTONE PVD - BRASS PVD - LAITON PVD	AU00	745,00
ORO - GOLD - OR 24 CARATS	AU02	587,00
ORO ROSA - ROSE GOLD- OR ROSE	AG00	710,00
ARGENTO - SILVER - ARGENT	BZ00	351,00
BRONZO - BRONZE	BZ01	351,00
BRONZO SCURO - DARK BRONZE - BRONZE NOIR		



3820

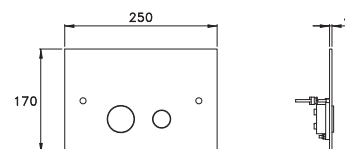
Placca per cassetta di scarico. Compatibile con i sistemi Geberit Sigma UP320 e UP720.

WC Control plate. Compatible with Geberit Sigma systems UP320 e UP720.

Plaque en laiton massif double touche. Compatible avec système Geberit Sigma UP320 et UP 720



	UN 09500 CR00	345,00
CROMO - CHROME	NI00	480,00
NICHEL-NICKEL	PV02	587,00
NICHEL PVD - NICKEL PVD	NI01	504,00
NICHEL SPAZ - NICKEL MATTE - NICKEL MAT	PV01	587,00
OTTONE PVD - BRASS PVD - LAITON PVD	AU00	1207,00
ORO - GOLD - OR 24 CARATS	AU02	966,00
ORO ROSA - ROSE GOLD- OR ROSE	AG00	1086,00
ARGENTO - SILVER - ARGENT	BZ00	587,00
BRONZO - BRONZE	BZ01	587,00
BRONZO SCURO - DARK BRONZE - BRONZE NOIR		



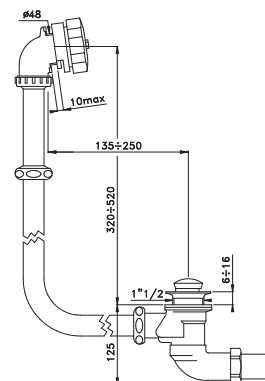
338

Colonna di scarico per vasca con comando a volantino, codolo di uscita in materiale plastico Ø 40 mm

Vertical bath-drain pipe, handwheel control, plastic outlet pipe diameter 40 mm

Vidage de baignoire sans siphon, avec coude de sortie plastique Ø 40 mm

	CROMO- CHROME	UN 09203 CR00	287,00
NICHEL-NICKEL		NI00	364,00
NICHEL PVD- NICKEL PVD		PV02	424,00
NICHEL SPAZ - NICKEL MATTE - NICKEL MAT		NI01	383,00
OTTONE PVD - BRASS PVD - LAITON PVD		PV01	424,00
ORO - GOLD - OR 24 CARATS		AU00	772,00
ORO ROSA - ROSE GOLD- OR ROSE		AU02	541,00
ARGENTO - SILVER - ARGENT		AG00	680,00
BRONZO - BRONZE		BZ00	424,00
BRONZO SCURO -DARK BRONZE - BRONZE NOIR		BZ01	424,00



338AV

Come 338 ma interamente rifinita per installazione "a vista"

Same as 338 but finished for installation in sight

Idem 338, finition pour installation apparente

	CROMO- CHROME	UN 09204 CR00	842,00
NICHEL-NICKEL		NI00	1164,00
NICHEL PVD- NICKEL PVD		PV02	1428,00
NICHEL SPAZ - NICKEL MATTE - NICKEL MAT		NI01	1223,00
OTTONE PVD - BRASS PVD - LAITON PVD		PV01	1428,00
ORO - GOLD - OR 24 CARATS		AU00	3462,00
ORO ROSA - ROSE GOLD- OR ROSE		AU02	2424,00
ARGENTO - SILVER - ARGENT		AG00	3070,00
BRONZO - BRONZE		BZ00	1428,00
BRONZO SCURO -DARK BRONZE - BRONZE NOIR		BZ01	1428,00

338S

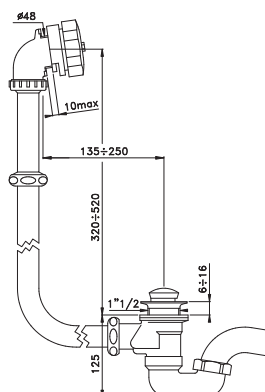
Colonna di scarico per vasca, con comando a volantino, completa di sifone, codolo di uscita in materiale plastico Ø 40 mm (chiusura idraulica 50 mm, secondo la Norma Europea)

Vertical bath-drain pipe, handwheel control, with trap, plastic outlet pipe diameter 40 mm (50 mm trap in conformity with European standards)

Vidage de baignoire avec siphon, coude de sortie plastique Ø 40 mm

Garde d'eau 50 mm, selon la Norme Européenne

	CROMO- CHROME	UN 09205 CR00	364,00
NICHEL-NICKEL		NI00	440,00
NICHEL PVD- NICKEL PVD		PV02	502,00
NICHEL SPAZ - NICKEL MATTE - NICKEL MAT		NI01	462,00
OTTONE PVD - BRASS PVD - LAITON PVD		PV01	502,00
ORO - GOLD - OR 24 CARATS		AU00	857,00
ORO ROSA - ROSE GOLD- OR ROSE		AU02	600,00
ARGENTO - SILVER - ARGENT		AG00	757,00
BRONZO - BRONZE		BZ00	502,00
BRONZO SCURO -DARK BRONZE - BRONZE NOIR		BZ01	502,00



338SAV

Come 338S ma rifinita per installazione "a vista"

Same as 338S but finished for installation in sight

Idem 338S, finition pour installation apparente

	CROMO- CHROME	UN 09206 CR00	942,00
NICHEL-NICKEL		NI00	1318,00
NICHEL PVD- NICKEL PVD		PV02	1613,00
NICHEL SPAZ - NICKEL MATTE - NICKEL MAT		NI01	1384,00
OTTONE PVD - BRASS PVD - LAITON PVD		PV01	1613,00
ORO - GOLD - OR 24 CARATS		AU00	3879,00
ORO ROSA - ROSE GOLD- OR ROSE		AU02	2716,00
ARGENTO - SILVER - ARGENT		AG00	3448,00
BRONZO - BRONZE		BZ00	1613,00
BRONZO SCURO -DARK BRONZE - BRONZE NOIR		BZ01	1613,00

Docce

Shower

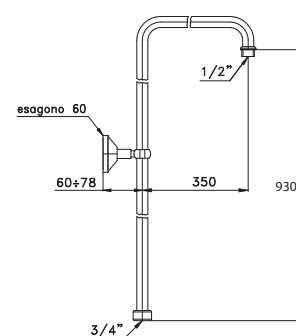
Douches



301EC

Tubo doccia rigido
Rigid shower pipe
Colonne de douche apparente

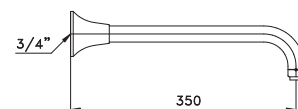
	EC	03200	CR00	324,00
CROMO- CHROME				
NICHEL-NICKEL			NI00	431,00
NICHEL PVD- NICKEL PVD			PV02	519,00
NICHEL SPAZ - NICKEL MATTE - NICKEL MAT			NI01	451,00
OTTONE PVD - BRASS PVD - LAITON PVD			PV01	519,00
ORO - GOLD - OR 24 CARATS			AU00	1102,00
ORO ROSA - ROSE GOLD- OR ROSE			AU02	869,00
ARGENTO - SILVER - ARGENT			AG00	1050,00
BRONZO - BRONZE			BZ00	519,00
BRONZO SCURO -DARK BRONZE - BRONZE NOIR			BZ01	519,00



303

Braccio doccia
Shower arm
Bras de douche

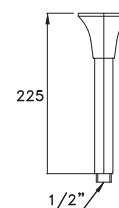
	EC	03203	CR00	141,00
CROMO- CHROME				
NICHEL-NICKEL			NI00	188,00
NICHEL PVD- NICKEL PVD			PV02	226,00
NICHEL SPAZ - NICKEL MATTE - NICKEL MAT			NI01	196,00
OTTONE PVD - BRASS PVD - LAITON PVD			PV01	226,00
ORO - GOLD - OR 24 CARATS			AU00	480,00
ORO ROSA - ROSE GOLD- OR ROSE			AU02	378,00
ARGENTO - SILVER - ARGENT			AG00	457,00
BRONZO - BRONZE			BZ00	226,00
BRONZO SCURO -DARK BRONZE - BRONZE NOIR			BZ01	226,00



311

Braccio doccia da soffitto
Ceiling shower arm
Bras de douche plafond

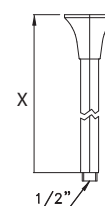
	EC	03206	CR00	131,00
CROMO- CHROME				
NICHEL-NICKEL			NI00	175,00
NICHEL PVD- NICKEL PVD			PV02	210,00
NICHEL SPAZ - NICKEL MATTE - NICKEL MAT			NI01	183,00
OTTONE PVD - BRASS PVD - LAITON PVD			PV01	210,00
ORO - GOLD - OR 24 CARATS			AU00	446,00
ORO ROSA - ROSE GOLD- OR ROSE			AU02	352,00
ARGENTO - SILVER - ARGENT			AG00	425,00
BRONZO - BRONZE			BZ00	210,00
BRONZO SCURO -DARK BRONZE - BRONZE NOIR			BZ01	210,00



311AR

Braccio doccia da soffitto, lunghezza a richiesta
Ceiling mounted shower arm, length on request
Bras de douche de plafond, longueur sur demande

	EC	03207	CR00	161,00
CROMO- CHROME				
NICHEL-NICKEL			NI00	215,00
NICHEL PVD- NICKEL PVD			PV02	258,00
NICHEL SPAZ - NICKEL MATTE - NICKEL MAT			NI01	224,00
OTTONE PVD - BRASS PVD - LAITON PVD			PV01	258,00
ORO - GOLD - OR 24 CARATS			AU00	548,00
ORO ROSA - ROSE GOLD- OR ROSE			AU02	432,00
ARGENTO - SILVER - ARGENT			AG00	522,00
BRONZO - BRONZE			BZ00	258,00
BRONZO SCURO -DARK BRONZE - BRONZE NOIR			BZ01	258,00



318A

Soffione a pioggia orientabile art. 318A

Shower head ref.318A

Pomme à rotule orientable



	EC 03007 CR00	554,00
CROMO- CHROME		
NICHEL-NICKEL	NI00	757,00
NICHEL PVD- NICKEL PVD	PV02	927,00
NICHEL SPAZ - NICKEL MATTE - NICKEL MAT	NI01	795,00
OTTONE PVD - BRASS PVD - LAITON PVD	PV01	927,00
ORO - GOLD - OR 24 CARATS	AU00	2107,00
ORO ROSA - ROSE GOLD- OR ROSE	AU02	1686,00
ARGENTO - SILVER - ARGENT	AG00	1889,00
BRONZO - BRONZE	BZ00	927,00
BRONZO SCURO -DARK BRONZE - BRONZE NOIR	BZ01	927,00



320A

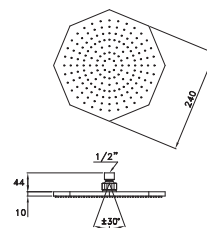
Soffione a pioggia orientabile

Shower head

Pomme à rotule orientable



	FI 03008 CR00	566,00
CROMO- CHROME		
NICHEL-NICKEL	NI00	770,00
NICHEL PVD- NICKEL PVD	PV02	936,00
NICHEL SPAZ - NICKEL MATTE - NICKEL MAT	NI01	809,00
OTTONE PVD - BRASS PVD - LAITON PVD	PV01	936,00
ORO - GOLD - OR 24 CARATS	AU00	1927,00
ORO ROSA - ROSE GOLD- OR ROSE	AU02	1349,00
ARGENTO - SILVER - ARGENT	AG00	1734,00
BRONZO - BRONZE	BZ00	936,00
BRONZO SCURO -DARK BRONZE - BRONZE NOIR	BZ01	936,00



304

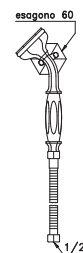
Doccia a mano con supporto fisso a parete

Hand spray head with wall bracket

Ensemble de douche avec crochet mural fixe avec douchette



	EC 03106 CR00	286,00
CROMO- CHROME		
NICHEL-NICKEL	NI00	394,00
NICHEL PVD- NICKEL PVD	PV02	481,00
NICHEL SPAZ - NICKEL MATTE - NICKEL MAT	NI01	414,00
OTTONE PVD - BRASS PVD - LAITON PVD	PV01	481,00
ORO - GOLD - OR 24 CARATS	AU00	1041,00
ORO ROSA - ROSE GOLD- OR ROSE	AU02	833,00
ARGENTO - SILVER - ARGENT	AG00	942,00
BRONZO - BRONZE	BZ00	481,00
BRONZO SCURO -DARK BRONZE - BRONZE NOIR	BZ01	481,00



304A

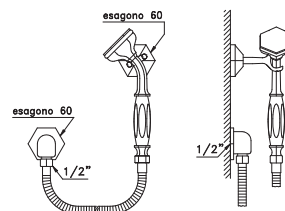
Doccia a mano con supporto fisso a parete e presa alimentazione

Hand spray head with wall mounted support and intake

Ensemble de douche avec coude d'alimentatio



	EC 03109 CR00	333,00
CROMO- CHROME		
NICHEL-NICKEL	NI00	486,00
NICHEL PVD- NICKEL PVD	PV02	541,00
NICHEL SPAZ - NICKEL MATTE - NICKEL MAT	NI01	510,00
OTTONE PVD - BRASS PVD - LAITON PVD	PV01	541,00
ORO - GOLD - OR 24 CARATS	AU00	1205,00
ORO ROSA - ROSE GOLD- OR ROSE	AU02	964,00
ARGENTO - SILVER - ARGENT	AG00	1089,00
BRONZO - BRONZE	BZ00	541,00
BRONZO SCURO -DARK BRONZE - BRONZE NOIR	BZ01	541,00



ECCELSA 307

Doccia a mano per installazione bordo vasca.

(prevedere la possibilità di accesso alla parte sottostante il bordo della vasca per l'eventuale sostituzione del tubo flessibile)

Hand spray head for bath deck mounting.

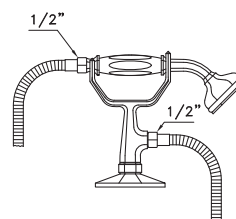
(allow access to part beneath bath deck for flexible hose replacement if required)

Ensemble de douche avec coulisseau

Prévoir une trappe d'accès pour le remplacement éventuel du flexible



	EC 03120 CR00	455,00
CROMO- CHROME	NI00	616,00
NICHEL-NICKEL	PV02	753,00
NICHEL PVD- NICKEL PVD	NI01	647,00
NICHEL SPAZ - NICKEL MATTE - NICKEL MAT	PV01	753,00
OTTONE PVD - BRASS PVD - LAITON PVD	AU00	1549,00
ORO - GOLD - OR 24 CARATS	AU02	1240,00
ORO ROSA - ROSE GOLD- OR ROSE	AG00	1395,00
ARGENTO - SILVER - ARGENT	BZ00	753,00
BRONZO - BRONZE	BZ01	753,00
BRONZO SCURO -DARK BRONZE - BRONZE NOIR		



ECCELSA 309AT

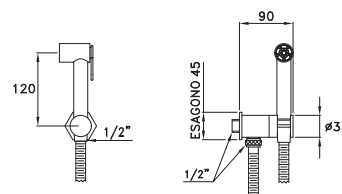
Doccia a mano modello Shut-Off in ottone, leva con ritorno automatico e supporto con presa acqua integrata e valvola sicurezza

Hand shower shut-off, lever with automatic return and support with integrated water inlet

Douchette en laiton Shut-Off avec manette de retour automatique et support avec coude d'alimentation



	EC 03124 CR00	356,00
CROMO- CHROME	NI00	485,00
NICHEL-NICKEL	PV02	590,00
NICHEL PVD- NICKEL PVD	NI01	510,00
NICHEL SPAZ - NICKEL MATTE - NICKEL MAT	PV01	590,00
OTTONE PVD - BRASS PVD - LAITON PVD	AU00	1213,00
ORO - GOLD - OR 24 CARATS	AU02	971,00
ORO ROSA - ROSE GOLD- OR ROSE	AG00	1092,00
ARGENTO - SILVER - ARGENT	BZ00	590,00
BRONZO - BRONZE	BZ01	590,00
BRONZO SCURO -DARK BRONZE - BRONZE NOIR		



309Q

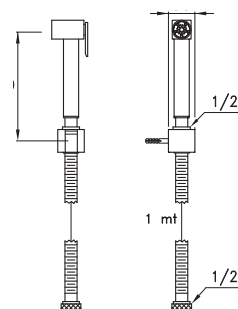
Doccia a mano modello Shut-Off in ottone, leva con ritorno automatico, supporto fisso e flessibile

Hand shower shut-off, lever with automatic return and support with integrated water inlet

Douchette en laiton Shut-Off avec manette de retour automatique et support avec coude d'alimentation



	BQ 03125 CR00	257,00
CROMO- CHROME	NI00	342,00
NICHEL-NICKEL	PV02	412,00
NICHEL PVD- NICKEL PVD	NI01	358,00
NICHEL SPAZ - NICKEL MATTE - NICKEL MAT	PV01	412,00
OTTONE PVD - BRASS PVD - LAITON PVD	AU00	874,00
ORO - GOLD - OR 24 CARATS	AU02	689,00
ORO ROSA - ROSE GOLD- OR ROSE	AG00	833,00
ARGENTO - SILVER - ARGENT	BZ00	412,00
BRONZO - BRONZE	BZ01	412,00
BRONZO SCURO -DARK BRONZE - BRONZE NOIR		



3194

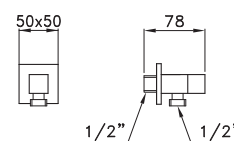
Rubinetto di erogazione a parete

Wall mounted mixer

Robinet simple mural



	BQ 04003 CR00	99,00
CROMO- CHROME	NI00	132,00
NICHEL-NICKEL	PV02	159,00
NICHEL PVD- NICKEL PVD	NI01	138,00
NICHEL SPAZ - NICKEL MATTE - NICKEL MAT	PV01	159,00
OTTONE PVD - BRASS PVD - LAITON PVD	AU00	337,00
ORO - GOLD - OR 24 CARATS	AU02	266,00
ORO ROSA - ROSE GOLD- OR ROSE	AG00	321,00
ARGENTO - SILVER - ARGENT	BZ00	159,00
BRONZO - BRONZE	BZ01	159,00
BRONZO SCURO -DARK BRONZE - BRONZE NOIR		



Isomix

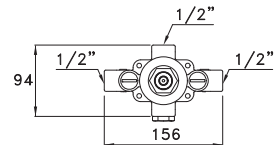
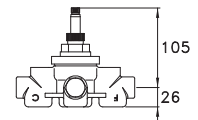


IS3293

Parti incasso per figure is3293
 Concealed body for IS3293 thermostatic mixer
 Partie encastrée pour les mitigeurs IS3293

BRONZO - BRONZE

UN 06000 0000 362,00



IS3293 P.V

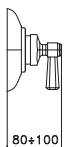
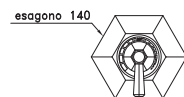
Parti in vista per miscelatore termostatico modello monoblocco IS3293
 Da installare su parte incasso codice UN 06000 0000

Visible parts for thermostatic mixer IS 3293 one-piece model
 To be installed on built-in part code UN 06000 0000

Façade pour mitigeur thermostatique.
 A installer sur la partie encastrée UN 06000 0000



	EC 06010 CR00	384,00
CROMO - CHROME		
NICHEL - NICKEL	NI00	560,00
NICHEL PVD - NICKEL PVD	PV02	613,00
NICHEL SPAZ - NICKEL MATTE - NICKEL MAT	NI01	588,00
OTTONE PVD - BRASS PVD - LAITON PVD	PV01	613,00
ORO - GOLD - OR 24 CARATS	AU00	1178,00
ORO ROSA - ROSE GOLD - OR ROSE	AU02	943,00
ARGENTO - SILVER - ARGENT	AG00	1015,00
BRONZO - BRONZE	BZ00	613,00
BRONZO SCURO - DARK BRONZE - BRONZE NOIR	BZ01	613,00

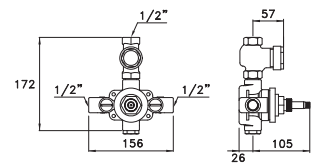




IS3292

Parti incasso per figure is3292
 Concealed body for IS3292 thermostatic mixer
 Partie encastrée pour les mitigeurs IS3292

BRONZO - BRONZE **UN 06001 0000** **432,00**



ECCELSA IS3292 P.V.

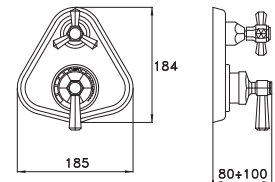
Parti in vista per miscelatore termostatico modello monoblocco IS3292 con rubinetto
 Da installare su parte incasso codice UN 06001 0000

Visible parts for thermostatic mixer IS 3292 one-piece model with tap
 To be installed on built-in part code UN 06001 0000

Façade pour mitigeur thermostatique avec robinet de sortie
 A installer sur la partie encastrée UN 06001 0000



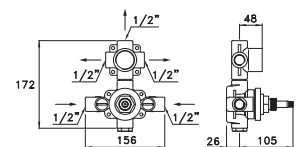
	EC 06011 CR00	414,00
CROMO - CHROME		
NICHEL-NICKEL	NI00	618,00
NICHEL PVD- NICKEL PVD	PV02	677,00
NICHEL SPAZ - NICKEL MATTE - NICKEL MAT	NI01	649,00
OTTONE PVD - BRASS PVD - LAITON PVD	PV01	677,00
ORO - GOLD - OR 24 CARATS	AU00	1645,00
ORO ROSA - ROSE GOLD- OR ROSE	AU02	1316,00
ARGENTO - SILVER - ARGENT	AG00	1411,00
BRONZO - BRONZE	BZ00	677,00
BRONZO SCURO -DARK BRONZE - BRONZE NOIR	BZ01	677,00



IS3294

Parti incasso per figure is3294
 Concealed body for IS3294 thermostatic mixer
 Partie encastrée pour les mitigeurs IS3294

BRONZO - BRONZE **UN 06002 0000** **549,00**



ECCELSA IS3294 P.V.

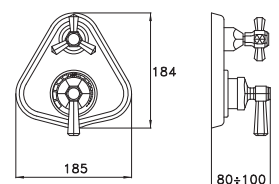
Parti in vista per miscelatore termostatico modello monoblocco IS3294 con rubinetto/deviatore due vie. Da installare su parte incasso codice UN 06002 0000

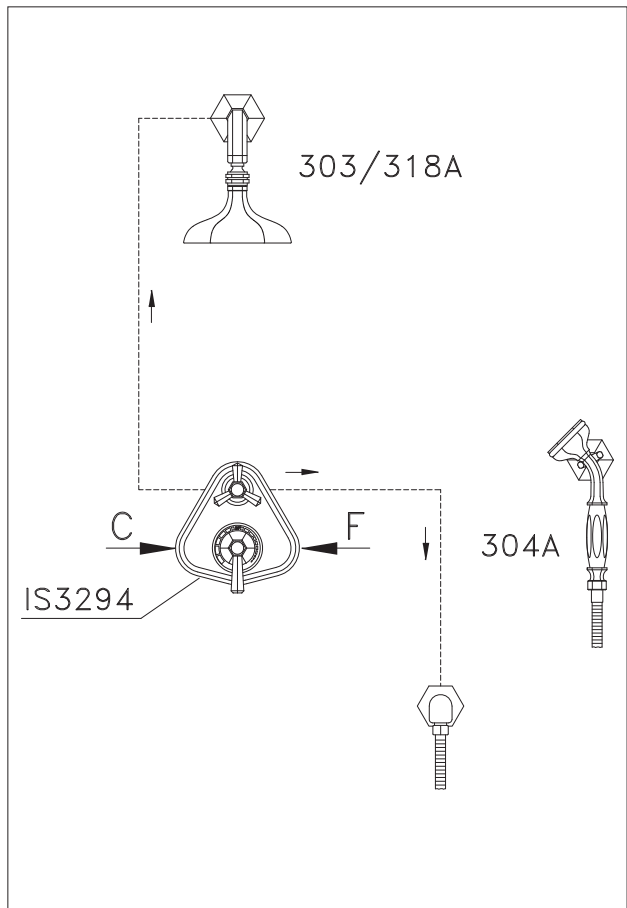
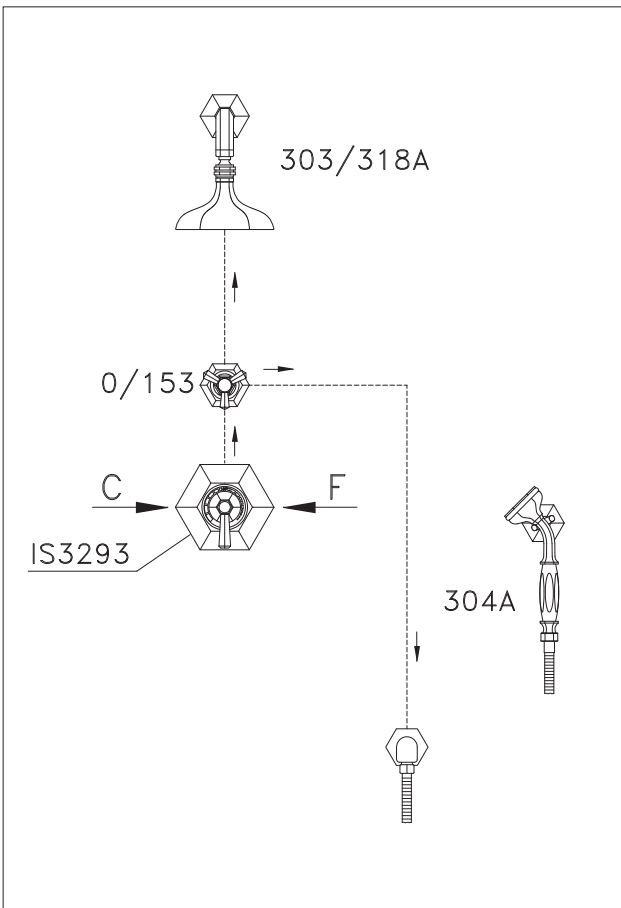
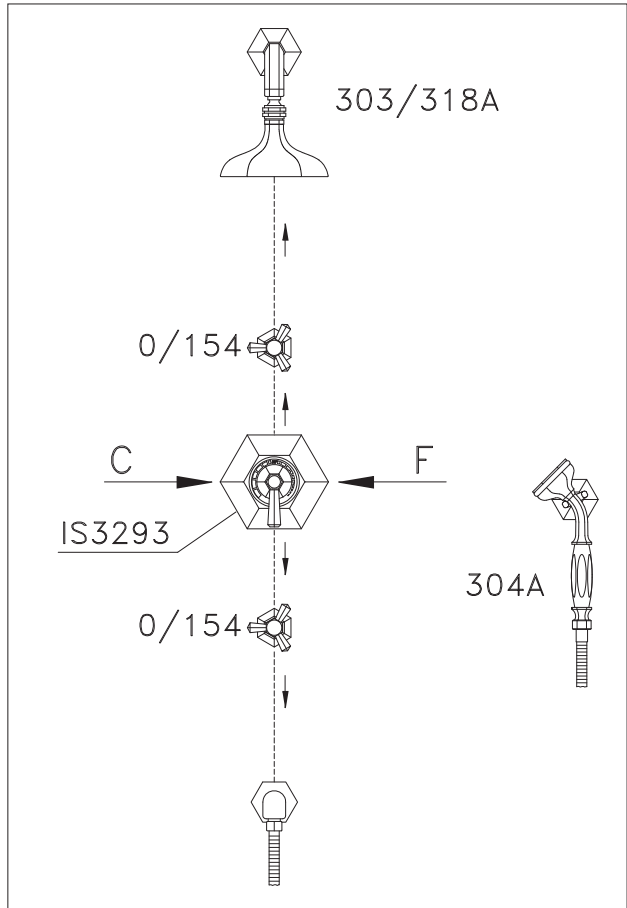
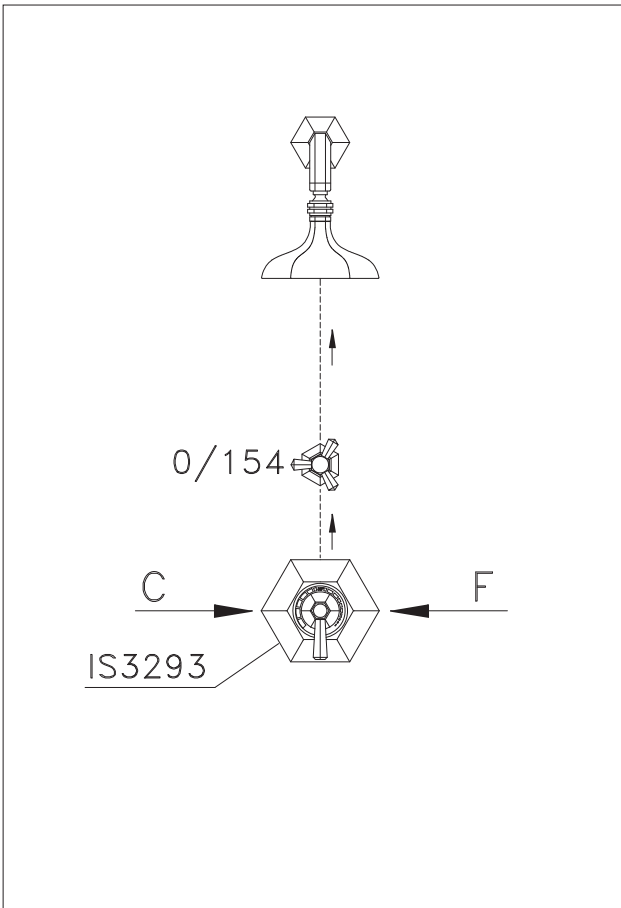
Visible parts for thermostatic mixer IS 3294 Italica one-piece model, two way diverter/shower tap.
 To be installed on built-in part code UN 06002 0000

Façade pour mitigeur thermostatique avec robinet/inverseur encastré à 2 sorties pour douche. A installer sur la partie encastrée UN 06002 0000



	EC 06012 CR00	414,00
CROMO - CHROME		
NICHEL-NICKEL	NI00	618,00
NICHEL PVD- NICKEL PVD	PV02	677,00
NICHEL SPAZ - NICKEL MATTE - NICKEL MAT	NI01	649,00
OTTONE PVD - BRASS PVD - LAITON PVD	PV01	677,00
ORO - GOLD - OR 24 CARATS	AU00	1645,00
ORO ROSA - ROSE GOLD- OR ROSE	AU02	1316,00
ARGENTO - SILVER - ARGENT	AG00	1411,00
BRONZO - BRONZE	BZ00	677,00
BRONZO SCURO -DARK BRONZE - BRONZE NOIR	BZ01	677,00







Scaldasalviette

Towel warmers

Sèche serviettes

ECCELSA 981B - 3/4"

Scaldabiancheria a parete con valvolina di sfogo d'aria a tre tubi orizzontali, con rubinetto di entrata con maniglia ECCELSA e con rubinetto di uscita a cappuccio chiuso

Interasse tra gli attacchi:

in verticale 560 mm (fisso)

in orizzontale 800 mm (può essere ridotto al momento dell'ordine)

Wall mounted towel-warmer, with three horizontal pipes, with inlet valve, with ECCELSA handle and outlet valve without handle, with air drain

Distance between connection:

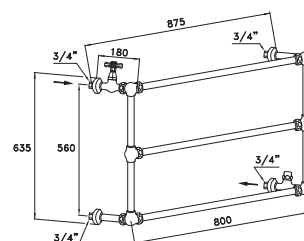
in vertical 560 mm (fixed);

in horizontal 800 mm (can be shortened at order moment)

Sèche serviettes à 3 barres avec robinet d'entrée poignée ECCELSA et robinet de sortie à capuchon fermé, avec purgeur

Entraxe verticale (fixe): 560 mm

Entraxe horizontale (variable): 800 mm



	EC 07000 CR00	1326,00
CROMO- CHROME		
NICHEL-NICKEL	NI00	1800,00
NICHEL PVD- NICKEL PVD	PV02	2202,00
NICHEL SPAZ - NICKEL MATTE - NICKEL MAT	NI01	1890,00
OTTONE PVD - BRASS PVD - LAITON PVD	PV01	2202,00
ORO - GOLD - OR 24 CARATS	AU00	6527,00
ORO ROSA - ROSE GOLD- OR ROSE	AU02	5222,00
ARGENTO - SILVER - ARGENT	AG00	5872,00
BRONZO - BRONZE	BZ00	2202,00
BRONZO SCURO -DARK BRONZE - BRONZE NOIR	BZ01	2202,00

ECCELSA 983B - 3/4"

Scaldabiancheria a parete con valvolina di sfogo d'aria a quattro tubi orizzontali, con rubinetto di entrata con maniglia ECCELSA e con rubinetto di uscita a cappuccio chiuso

Interasse tra gli attacchi:

in verticale 690 mm (fisso);

in orizzontale 800 mm (può essere ridotto al momento dell'ordine)

Wall mounted towel-warmer, with four horizontal pipes, with inlet valve, with ECCELSA handle and outlet valve without handle, with air drain

Distance between connection:

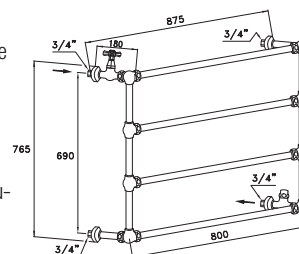
in vertical 690 mm (fixed);

in horizontal 800 mm (can be shortened at order moment)

Sèche serviettes à 4 barres avec robinet d'entrée poignée ECCELSA et robinet de sortie à capuchon fermé, avec purgeur

Entraxe verticale (fixe): 690 mm

Entraxe horizontale (variable): 800 mm



	EC 07001 CR00	1677,00
CROMO- CHROME		
NICHEL-NICKEL	NI00	2278,00
NICHEL PVD- NICKEL PVD	PV02	2786,00
NICHEL SPAZ - NICKEL MATTE - NICKEL MAT	NI01	2392,00
OTTONE PVD - BRASS PVD - LAITON PVD	PV01	2786,00
ORO - GOLD - OR 24 CARATS	AU00	8302,00
ORO ROSA - ROSE GOLD- OR ROSE	AU02	6642,00
ARGENTO - SILVER - ARGENT	AG00	7472,00
BRONZO - BRONZE	BZ00	2786,00
BRONZO SCURO -DARK BRONZE - BRONZE NOIR	BZ01	2786,00

981A - 3/4"

Scaldabiancheria a parete con valvolina di sfogo d'aria a tre tubi orizzontali, senza rubinetto di entrata né di uscita

Interasse tra gli attacchi:

in verticale 560 mm (fisso);

in orizzontale 800 mm (può essere ridotto al momento dell'ordine)

Wall mounted towel-warmer, with three horizontal ipes, without inlet and outlet valves, with air drain

Distance between connection:

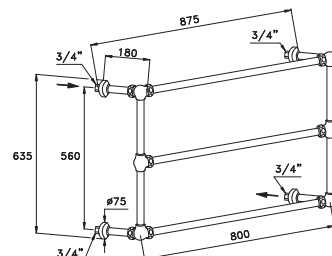

in vertical 560 mm (fixed);

in horizontal 800 mm (can be shortened at order moment)

Sèche serviettes à 3 barres sans robinets, avec purgeur

Entraxe verticale (fixe): 560 mm

Entraxe horizontale (variable): 800 mm



	UN 07002 CR00	964,00
CROMO- CHROME		
NICHEL-NICKEL	NI00	1304,00
NICHEL PVD- NICKEL PVD	PV02	1550,00
NICHEL SPAZ - NICKEL MATTE - NICKEL MAT	NI01	1369,00
OTTONE PVD - BRASS PVD - LAITON PVD	PV01	1550,00
ORO - GOLD - OR 24 CARATS	AU00	4905,00
ORO ROSA - ROSE GOLD- OR ROSE	AU02	3434,00
ARGENTO - SILVER - ARGENT	AG00	4310,00
BRONZO - BRONZE	BZ00	1550,00
BRONZO SCURO -DARK BRONZE - BRONZE NOIR	BZ01	1550,00

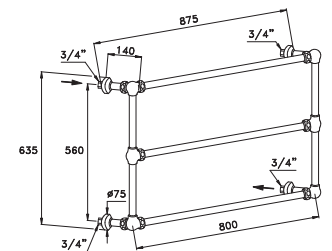

981AR - 3/4"

Come 981A ma con raccordi a parete ridotti

Distanza da parete mm 140

Wall mounted towel-warmer, with three horizontal pipes, without inlet and outlet valves, with air drain and reduced wall-connectors. Distance from the wall: 140 mm

Sèche serviettes à 3 barres sans robinets, avec purgeur. Raccords réduits pour une saillie du mur de 140 mm



	UN 07003 CR00	955,00
CROMO- CHROME		
NICHEL-NICKEL	NI00	1297,00
NICHEL PVD- NICKEL PVD	PV02	1544,00
NICHEL SPAZ - NICKEL MATTE - NICKEL MAT	NI01	1361,00
OTTONE PVD - BRASS PVD - LAITON PVD	PV01	1544,00
ORO - GOLD - OR 24 CARATS	AU00	4897,00
ORO ROSA - ROSE GOLD- OR ROSE	AU02	3428,00
ARGENTO - SILVER - ARGENT	AG00	4303,00
BRONZO - BRONZE	BZ00	1544,00
BRONZO SCURO -DARK BRONZE - BRONZE NOIR	BZ01	1544,00

981E

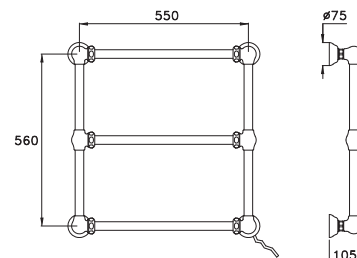
Scaldasalviette elettrico a parete interamente in ottone. Modello a 3 tubi orizzontali. Funzionamento a 230 V.

Electric towel-warmer made of brass. Model with 3 horizontal brass pipes. Operates at 230V.

Sèche serviette électrique murale en laiton. modèle à 3 barres horizontal. Fonctionnement à 230 V



	UN 07200 CR00	1533,00
CROMO- CHROME		
NICHEL-NICKEL	NI00	2039,00
NICHEL PVD- NICKEL PVD	PV02	2453,00
NICHEL SPAZ - NICKEL MATTE - NICKEL MAT	NI01	2131,00
OTTONE PVD - BRASS PVD - LAITON PVD	PV01	2453,00
ORO - GOLD - OR 24 CARATS	AU00	5213,00
ORO ROSA - ROSE GOLD- OR ROSE	AU02	4109,00
ARGENTO - SILVER - ARGENT	AG00	4967,00
BRONZO - BRONZE	BZ00	2453,00
BRONZO SCURO -DARK BRONZE - BRONZE NOIR	BZ01	2453,00



983A - 3/4"

Scaldabiancheria a parete con valvolina di sfogo d'aria a quattro tubi orizzontali senza rubinetto di entrata né di uscita

Interasse tra gli attacchi:

in verticale 690 mm (fisso);

in orizzontale 800 mm (può essere ridotto al momento dell'ordine)

Wall mounted towel-warmer, with four horizontal pipes, without inlet and outlet valves, with air drain

Distance between connection:

in vertical 690 mm (fixed);

in horizontal 800 mm (can be shortened at order moment)

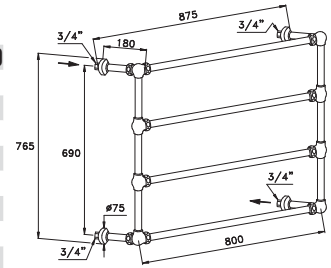
Sèche serviettes à 4 barres sans robinets, avec purgeur:

Entraxe verticale (fixe): 690 mm

Entraxe horizontale (variable): 800 mm



	UN 07004 CR00	1248,00
CROMO- CHROME	NI00	1706,00
NICHEL-NICKEL	PV02	2022,00
NICHEL PVD- NICKEL PVD	NI01	1791,00
NICHEL SPAZ - NICKEL MATTE - NICKEL MAT	PV01	2022,00
OTTONE PVD - BRASS PVD - LAITON PVD	AU00	6376,00
ORO - GOLD - OR 24 CARATS	AU02	4464,00
ORO ROSA - ROSE GOLD- OR ROSE	AG00	5614,00
ARGENTO - SILVER - ARGENT	BZ00	2022,00
BRONZO - BRONZE	BZ01	2022,00
BRONZO SCURO - DARK BRONZE - BRONZE NOIR		



983AR - 3/4"

Scaldabiancheria a parete con valvolina di sfogo d'aria a quattro tubi orizzontali, con rubinetto di entrata con maniglia Italica e con rubinetto di uscita a cappuccio chiuso

Interasse tra gli attacchi:

in verticale 690 mm (fisso);

in orizzontale 800 mm (può essere ridotto al momento dell'ordine)

Wall mounted towel-warmer, with four horizontal pipes, with inlet valve, with Italica handle and outlet valve without handle, with air drain

Distance between connection:

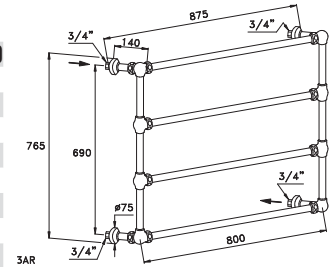
in vertical 690 mm (fixed);

in horizontal 800 mm (can be shortened at order moment)

Sèche serviettes à 4 barres sans robinets, avec purgeur. Raccords réduits pour une saillie du mur de 140 mm



	UN 07005 CR00	1241,00
CROMO- CHROME	NI00	1698,00
NICHEL-NICKEL	PV02	2013,00
NICHEL PVD- NICKEL PVD	NI01	1783,00
NICHEL SPAZ - NICKEL MATTE - NICKEL MAT	PV01	2013,00
OTTONE PVD - BRASS PVD - LAITON PVD	AU00	6371,00
ORO - GOLD - OR 24 CARATS	AU02	4460,00
ORO ROSA - ROSE GOLD- OR ROSE	AG00	5606,00
ARGENTO - SILVER - ARGENT	BZ00	2013,00
BRONZO - BRONZE	BZ01	2013,00
BRONZO SCURO - DARK BRONZE - BRONZE NOIR		



983E

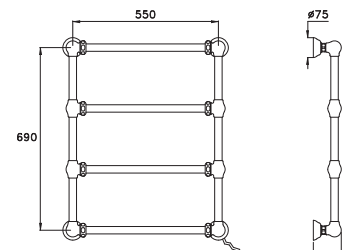
Scaldasalviette elettrico a parete interamente in ottone. Modello a 4 tubi orizzontali. Funzionamento a 230 V.


Electric towel-warmer made of brass. Model with 4 horizontal brass pipes. Operates at 230V.

Sèche serviette électrique murale en laito. Modèle à 4 barres horizontal. Fonctionnement à 230 V



	UN 07300 CR00	1589,00
CROMO- CHROME	NI00	2114,00
NICHEL-NICKEL	PV02	2543,00
NICHEL PVD- NICKEL PVD	NI01	2209,00
NICHEL SPAZ - NICKEL MATTE - NICKEL MAT	PV01	2543,00
OTTONE PVD - BRASS PVD - LAITON PVD	AU00	5403,00
ORO - GOLD - OR 24 CARATS	AU02	4259,00
ORO ROSA - ROSE GOLD- OR ROSE	AG00	5149,00
ARGENTO - SILVER - ARGENT	BZ00	2543,00
BRONZO - BRONZE	BZ01	2543,00
BRONZO SCURO - DARK BRONZE - BRONZE NOIR		





Pressione di Utilizzo/Working Pressure/ Pression d'utilisation

max 6 Bar

Pressione di utilizzo consigliata/Suggested working pressure / Pression d'utilisation conseillée

3 Bar

Pressione collaudo/Pressure testing/ Pression d'essai

6 Bar

Temperatura Acqua Calda/Hot water temperature/ Température eau chaude

max 95°C

Temp. Acqua Calda Suggestita/Suggested hot water temp./ Température eau chaude conseillée

70°C

Emissione termica Nominale ($\Delta t=60^\circ\text{C}$)/Nominal thermal emission ($\Delta t=60^\circ\text{C}$) / Emission thermique nominale

art 981

200 Kcal/h

art 983

250 Kcal/h



Per informazioni tecniche rivolgersi al nostro servizio di assistenza

For any technical information please refer to our customer service

Pour les renseignements techniques contacter notre service d'assistance

ECCELSA



ACCESSORI ACCESSOIRES ACCESSORIES

pag 406

ECCELSA LEVE

ECCELSA LEVER
ECCELSA MANETTE

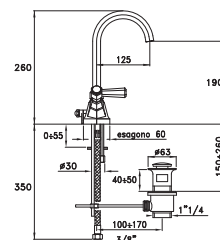


ECCELSA 3217

Gruppo per lavabo monoforo con bocca alta orientabile, scarico 1" 1/4
Single-hole washbasin mixer high swinging spout, pop-up waste 1" 1/4
Mélangeur de lavabo monotrou avec bec haut orientable avec vidage 1" 1/4



CROMO- CHROME	EL 00004 CR00	625,00
NICHEL-NICKEL	NI00	772,00
NICHEL PVD- NICKEL PVD	PV02	942,00
NICHEL SPAZ- NICKEL MATTE- NICKEL MAT	NI01	811,00
OTTONE PVD- BRASS PVD- LAITON PVD	PV01	942,00
ORO - GOLD - OR 24 CARATS	AU00	1.882,00
ORO ROSA - ROSE GOLD- OR ROSE	AU02	1.506,00
ARGENTO - SILVER - ARGENT	AG00	1.689,00
BRONZO - BRONZE	BZ00	942,00
BRONZO SCURO -DARK BRONZE - BRONZE NOIR	BZ01	942,00

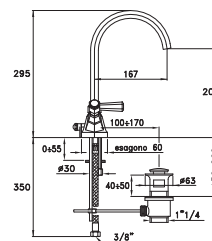


ECCELSA 3217P

Gruppo per lavabo monoforo con bocca alta orientabile prolungata, scarico 1" 1/4
Single-hole washbasin mixer high swinging longer spout, pop-up waste 1" 1/4
Mélangeur de lavabo monotrou avec bec prolongé haut orientable avec vidage 1" 1/4



CROMO- CHROME	EL 00005 CR00	633,00
NICHEL-NICKEL	NI00	867,00
NICHEL PVD- NICKEL PVD	PV02	965,00
NICHEL SPAZ- NICKEL MATTE- NICKEL MAT	NI01	910,00
OTTONE PVD- BRASS PVD- LAITON PVD	PV01	965,00
ORO - GOLD - OR 24 CARATS	AU00	1.975,00
ORO ROSA - ROSE GOLD- OR ROSE	AU02	1.580,00
ARGENTO - SILVER - ARGENT	AG00	1.775,00
BRONZO - BRONZE	BZ00	965,00
BRONZO SCURO -DARK BRONZE - BRONZE NOIR	BZ01	965,00

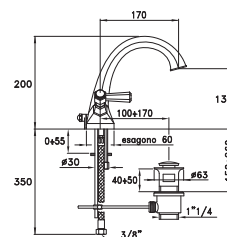


ECCELSA 3217M

Gruppo per lavabo monoforo, scarico 1" 1/4
Single-hole washbasin mixer, pop-up waste 1" 1/4
Mélangeur de lavabo monotrou avec vidage 1" 1/4



CROMO- CHROME	EL 00006 CR00	672,00
NICHEL-NICKEL	NI00	825,00
NICHEL PVD- NICKEL PVD	PV02	1.116,00
NICHEL SPAZ- NICKEL MATTE- NICKEL MAT	NI01	866,00
OTTONE PVD- BRASS PVD- LAITON PVD	PV01	1.116,00
ORO - GOLD - OR 24 CARATS	AU00	1.993,00
ORO ROSA - ROSE GOLD- OR ROSE	AU02	1.595,00
ARGENTO - SILVER - ARGENT	AG00	1.813,00
BRONZO - BRONZE	BZ00	1.116,00
BRONZO SCURO -DARK BRONZE - BRONZE NOIR	BZ01	1.116,00

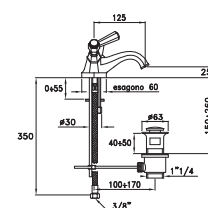


ECCELSA 3219 - 1/2"

Gruppo per lavabo monoforo con bocca bassa, scarico 1"1/4
Single-hole washbasin mixer, low spout, aerator and pop-up waste 1" 1/4
Mélangeur de lavabo monotrou avec bec bas fixe et vidage 1" 1/4



CROMO- CHROME	EL 00008 CR00	577,00
NICHEL-NICKEL	NI00	792,00
NICHEL PVD- NICKEL PVD	PV02	960,00
NICHEL SPAZ- NICKEL MATTE- NICKEL MAT	NI01	832,00
OTTONE PVD- BRASS PVD- LAITON PVD	PV01	960,00
ORO - GOLD - OR 24 CARATS	AU00	1.973,00
ORO ROSA - ROSE GOLD- OR ROSE	AU02	1.579,00
ARGENTO - SILVER - ARGENT	AG00	1.778,00
BRONZO - BRONZE	BZ00	960,00
BRONZO SCURO -DARK BRONZE - BRONZE NOIR	BZ01	960,00



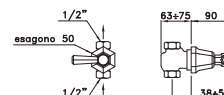
ECCELSA 0/154 - 1/2"

Rubinetto a passaggio diritto per installazione da incasso a parete, con attacchi femmina.
Concealed straight control valve, with female connections

Robinet droit à encastrer arrivée femelle



CROMO- CHROME	EL 01100 CR00	303,00
NICHEL-NICKEL	NI00	370,00
NICHEL PVD- NICKEL PVD	PV02	432,00
NICHEL SPAZ- NICKEL MATTE- NICKEL MAT	NI01	389,00
OTTONE PVD- BRASS PVD- LAITON PVD	PV01	432,00
ORO - GOLD - OR 24 CARATS	AU00	696,00
ORO ROSA - ROSE GOLD- OR ROSE	AU02	557,00
ARGENTO - SILVER - ARGENT	AG00	626,00
BRONZO - BRONZE	BZ00	432,00
BRONZO SCURO -DARK BRONZE - BRONZE NOIR	BZ01	432,00

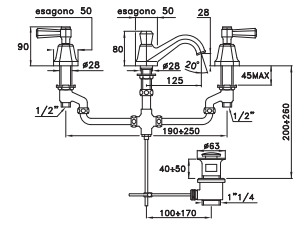


ECCELSA 3224 - 1/2"

Gruppo per lavabo a tre fori con bocca bassa, scarico 1" 1/4.
Three-hole washbasin mixer with low spout, pop-up waste 1" 1/4
Mélangeur de lavabo 3 trous avec bec bas fixe et vidage 1" 1/4



CROMO- CHROME	EL 00011 CR00	799,00
NICHEL-NICKEL	NI00	1.111,00
NICHEL PVD- NICKEL PVD	PV02	1.327,00
NICHEL SPAZ - NICKEL MATTE - NICKEL MAT	NI01	1.167,00
OTTONE PVD - BRASS PVD - LAITON PVD	PV01	1.327,00
ORO - GOLD - OR 24 CARATS	AU00	2.676,00
ORO ROSA - ROSE GOLD- OR ROSE	AU02	2.141,00
ARGENTO - SILVER - ARGENT	AG00	2.407,00
BRONZO - BRONZE	BZ00	1.327,00
BRONZO SCURO -DARK BRONZE - BRONZE NOIR	BZ01	1.327,00

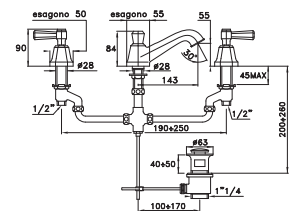


ECCELSA 3224P - 1/2"

Gruppo per lavabo a tre fori con bocca bassa maggiorata, scarico 1" 1/4.
Three-hole washbasin mixer with low spout, pop-up waste 1" 1/4
Mélangeur de lavabo 3 trous avec bec bas fixe prolongé et vidage 1" 1/4



CROMO- CHROME	EL 00013 CR00	865,00
NICHEL-NICKEL	NI00	1.203,00
NICHEL PVD- NICKEL PVD	PV02	1.470,00
NICHEL SPAZ - NICKEL MATTE - NICKEL MAT	NI01	1.263,00
OTTONE PVD - BRASS PVD - LAITON PVD	PV01	1.470,00
ORO - GOLD - OR 24 CARATS	AU00	3.026,00
ORO ROSA - ROSE GOLD- OR ROSE	AU02	2.421,00
ARGENTO - SILVER - ARGENT	AG00	2.724,00
BRONZO - BRONZE	BZ00	1.470,00
BRONZO SCURO -DARK BRONZE - BRONZE NOIR	BZ01	1.470,00

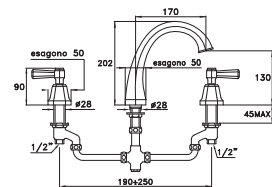


ECCELSA 3223- 1/2"

Gruppo per lavabo a tre fori con bocca alta
Three-hole washbasin mixer with high spout
Mélangeur de lavabo 3 trous avec bec fixe



CROMO- CHROME	EL 00021 CR00	712,00
NICHEL-NICKEL	NI00	965,00
NICHEL PVD- NICKEL PVD	PV02	1.173,00
NICHEL SPAZ - NICKEL MATTE - NICKEL MAT	NI01	1.013,00
OTTONE PVD - BRASS PVD - LAITON PVD	PV01	1.173,00
ORO - GOLD - OR 24 CARATS	AU00	2.430,00
ORO ROSA - ROSE GOLD- OR ROSE	AU02	1.944,00
ARGENTO - SILVER - ARGENT	AG00	2.190,00
BRONZO - BRONZE	BZ00	1.173,00
BRONZO SCURO -DARK BRONZE - BRONZE NOIR	BZ01	1.173,00

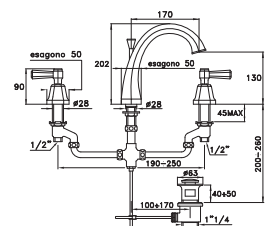


ECCELSA 3225

Gruppo per lavabo a tre fori con bocca alta, scarico 1" 1/4.
Three-hole washbasin mixer with high spout, pop-up waste 1" 1/4
Mélangeur de lavabo 3 trous avec bec haute fixe et vidage 1" 1/4



CROMO- CHROME	EL 00015 CR00	791,00
NICHEL-NICKEL	NI00	1053,00
NICHEL PVD- NICKEL PVD	PV02	1266,00
NICHEL SPAZ - NICKEL MATTE - NICKEL MAT	NI01	1100,00
OTTONE PVD - BRASS PVD - LAITON PVD	PV01	1266,00
ORO - GOLD - OR 24 CARATS	AU00	2690,00
ORO ROSA - ROSE GOLD- OR ROSE	AU02	2120,00
ARGENTO - SILVER - ARGENT	AG00	2563,00
BRONZO - BRONZE	BZ00	1266,00
BRONZO SCURO -DARK BRONZE - BRONZE NOIR	BZ01	1266,00



ECCELSA 3863

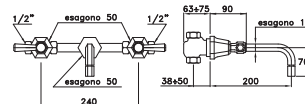
Gruppo per lavabo da incasso a parete con congiunzioni interne non montate.

Concealed basin mixer with not assembled internal connection.

Mélangeur de lavabo mural encastré, livré avec pièces de raccordement non assemblées,



	EL	01001 CR00	782,00
CROMO- CHROME			
NICHEL-NICKEL		NI00	942,00
NICHEL PVD- NICKEL PVD		PV02	1.097,00
NICHEL SPAZ- NICKEL MATTE- NICKEL MAT		NI01	989,00
OTTONE PVD- BRASS PVD- LAITON PVD		PV01	1.097,00
ORO - GOLD - OR 24 CARATS		AU00	1.851,00
ORO ROSA - ROSE GOLD- OR ROSE		AU02	1.481,00
ARGENTO - SILVER - ARGENT		AG00	1.689,00
BRONZO - BRONZE		BZ00	1.097,00
BRONZO SCURO -DARK BRONZE- BRONZE NOIR		BZ01	1.097,00



ECCELSA 3600 - 1/2"

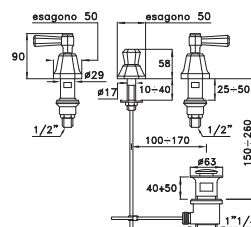
Gruppo per bidet a tre fori con erogazione dal bordo, scarico 1"1/4

Three-hole bidet mixer, for edge delivery bidets with pop-up waste 1" 1/4

Batterie bidet sur gorge avec vidage



	EL	00200 CR00	514,00
CROMO- CHROME			
NICHEL-NICKEL		NI00	710,00
NICHEL PVD- NICKEL PVD		PV02	825,00
NICHEL SPAZ- NICKEL MATTE- NICKEL MAT		NI01	746,00
OTTONE PVD- BRASS PVD- LAITON PVD		PV01	825,00
ORO - GOLD - OR 24 CARATS		AU00	1.628,00
ORO ROSA - ROSE GOLD- OR ROSE		AU02	1.303,00
ARGENTO - SILVER - ARGENT		AG00	1.466,00
BRONZO - BRONZE		BZ00	825,00
BRONZO SCURO -DARK BRONZE- BRONZE NOIR		BZ01	825,00



ECCELSA 3601 - 1/2"

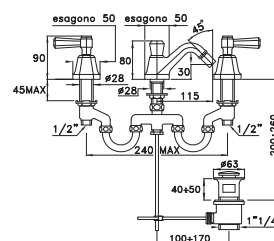
Gruppo per bidet a tre fori, con bocca centrale di erogazione a getto orientabile, scarico 1"1/4

Three-hole bidet mixer, central spout, directional aerator and pop-up waste 1" 1/4

Mélangeur de bidet 3 trous avec bec bas à jet orientable et vidage 1"1/4



	EL	00201 CR00	799,00
CROMO- CHROME			
NICHEL-NICKEL		NI00	1.111,00
NICHEL PVD- NICKEL PVD		PV02	1.327,00
NICHEL SPAZ- NICKEL MATTE- NICKEL MAT		NI01	1.167,00
OTTONE PVD- BRASS PVD- LAITON PVD		PV01	1.327,00
ORO - GOLD - OR 24 CARATS		AU00	2.662,00
ORO ROSA - ROSE GOLD- OR ROSE		AU02	2.130,00
ARGENTO - SILVER - ARGENT		AG00	2.398,00
BRONZO - BRONZE		BZ00	1.327,00
BRONZO SCURO -DARK BRONZE- BRONZE NOIR		BZ01	1.327,00



ECCELSA 3604 - 1/2"

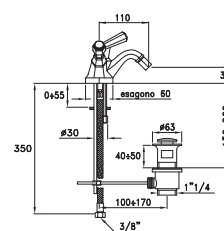
Gruppo per bidet monoforo con bocca a getto orientabile, scarico 1"1/4.

Single-hole bidet mixer, spout with directional aerator and pop-up waste 1" 1/4.

Mélangeur de bidet monotrou avec bec bas à jet orientable et vidage 1" 1/4



	EL	00204 CR00	594,00
CROMO- CHROME			
NICHEL-NICKEL		NI00	825,00
NICHEL PVD- NICKEL PVD		PV02	980,00
NICHEL SPAZ- NICKEL MATTE- NICKEL MAT		NI01	866,00
OTTONE PVD- BRASS PVD- LAITON PVD		PV01	980,00
ORO - GOLD - OR 24 CARATS		AU00	1.967,00
ORO ROSA - ROSE GOLD- OR ROSE		AU02	1.574,00
ARGENTO - SILVER - ARGENT		AG00	1.768,00
BRONZO - BRONZE		BZ00	980,00
BRONZO SCURO -DARK BRONZE- BRONZE NOIR		BZ01	980,00

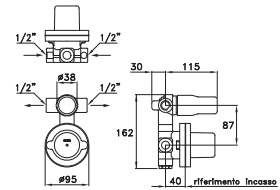




3254MC - 1/2"

Gruppo incasso per 3254MC
Concealed body for 3254MC
Partie encastrée pour 3254MC

BRONZO - BRONZE **UN 01401 0000** **291,00**



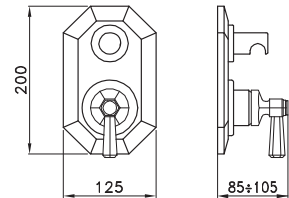
ECCELSA 3254MC P.V.

Parti in vista per 3254, gruppo miscelatore per vasca doccia da incasso con deviatore a ritorno automatico. Da abbinare al corpo incasso cod.UN014010000

Concealed wall mounted single-handle bath & shower mixer, diverter with automatic return to bath position. To be installed on built-in part code UN014010000

Mitigeur monocommande à encastrer pour bain douche avec inverseur automatique
A installer sur la partie encastrée UN014010000

	EC 01405 CR00	355,00
CROMO- CHROME		
NICHEL-NICKEL	NI00	497,00
NICHEL PVD- NICKEL PVD	PV02	603,00
NICHEL SPAZ - NICKEL MATTE - NICKEL MAT	NI01	525,00
OTTONE PVD - BRASS PVD - LAITON PVD	PV01	603,00
ORO - GOLD - OR 24 CARATS	AU00	1.243,00
ORO ROSA - ROSE GOLD- OR ROSE	AU02	995,00
ARGENTO - SILVER - ARGENT	AG00	1.119,00
BRONZO - BRONZE	BZ00	603,00
BRONZO SCURO - DARK BRONZE - BRONZE NOIR	BZ01	603,00



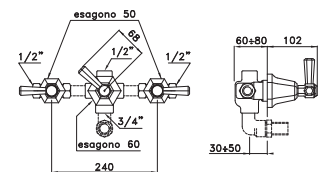
ECCELSA 3254 - 1/2"

Gruppo per vasca-doccia per installazione da incasso a parete, con deviatore a ritorno manuale, con congiunzioni interne non montate.

Concealed bath & shower mixer, manual return diverter, with internal connections not assembled

Mélangeur bain-douche à encastrer avec inverseur manuel et avec pièces de raccordement non assemblées

	EL 01301 CR00	1161,00
CROMO- CHROME		
NICHEL-NICKEL	NI00	1535,00
NICHEL PVD- NICKEL PVD	PV02	1636,00
NICHEL SPAZ - NICKEL MATTE - NICKEL MAT	NI01	1612,00
OTTONE PVD - BRASS PVD - LAITON PVD	PV01	1636,00
ORO - GOLD - OR 24 CARATS	AU00	2622,00
ORO ROSA - ROSE GOLD- OR ROSE	AU02	2098,00
ARGENTO - SILVER - ARGENT	AG00	2376,00
BRONZO - BRONZE	BZ00	1636,00
BRONZO SCURO - DARK BRONZE - BRONZE NOIR	BZ01	1636,00



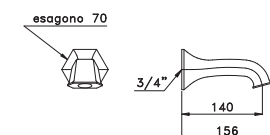
ECCELSA 0/250 - 3/4"

Bocca di erogazione a parete per vasca

Wall mounted bath spout

Bec mural de baignoire

	EC 09000 CR00	199,00
CROMO- CHROME		
NICHEL-NICKEL	NI00	249,00
NICHEL PVD- NICKEL PVD	PV02	287,00
NICHEL SPAZ - NICKEL MATTE - NICKEL MAT	NI01	261,00
OTTONE PVD - BRASS PVD - LAITON PVD	PV01	287,00
ORO - GOLD - OR 24 CARATS	AU00	603,00
ORO ROSA - ROSE GOLD- OR ROSE	AU02	483,00
ARGENTO - SILVER - ARGENT	AG00	547,00
BRONZO - BRONZE	BZ00	287,00
BRONZO SCURO - DARK BRONZE - BRONZE NOIR	BZ01	287,00



ECCELSA 3256TR - 1/2"

Gruppo vasca tradizionale per installazione su bordo vasca con deviatore manuale

Non è corredato dei componenti doccia

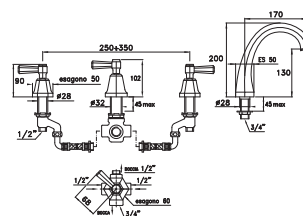
Bath & shower mixer for deck mounting, manual diverter. Supplied without shower components.

Mélangeur bain-douche pour installation horizontale avec inverseur manuel

Sans ensemble de douche



	EL 02311	CR00	1510,00
CROMO- CHROME			
NICHEL-NICKEL	NI00		2.051,00
NICHEL PVD- NICKEL PVD	PV02		2.510,00
NICHEL SPAZ - NICKEL MATTE - NICKEL MAT	NI01		2.154,00
OTTONE PVD - BRASS PVD - LAITON PVD	PV01		2.510,00
ORO - GOLD - OR 24 CARATS	AU00		4.426,00
ORO ROSA - ROSE GOLD- OR ROSE	AU02		3.541,00
ARGENTO - SILVER - ARGENT	AG00		3.984,00
BRONZO - BRONZE	BZ00		2.510,00
BRONZO SCURO -DARK BRONZE - BRONZE NOIR	BZ01		2.510,00



ECCELSA 3256TR/307 - 1/2"

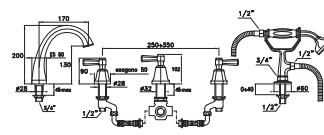
Gruppo vasca tradizionale per installazione su bordo vasca con deviatore manuale

Bath & shower mixer for deck mounting, manual diverter, hand shower 307

Mélangeur bain-douche pour installation horizontale avec inverseur manuel



	EL 02313	CR00	2127,00
CROMO- CHROME			
NICHEL-NICKEL	NI00		2.890,00
NICHEL PVD- NICKEL PVD	PV02		3.533,00
NICHEL SPAZ - NICKEL MATTE - NICKEL MAT	NI01		3.035,00
OTTONE PVD - BRASS PVD - LAITON PVD	PV01		3.533,00
ORO - GOLD - OR 24 CARATS	AU00		6.236,00
ORO ROSA - ROSE GOLD- OR ROSE	AU02		4.989,00
ARGENTO - SILVER - ARGENT	AG00		5.613,00
BRONZO - BRONZE	BZ00		3.533,00
BRONZO SCURO -DARK BRONZE - BRONZE NOIR	BZ01		3.533,00



ECCELSA 3256TR2/307 - 1/2"

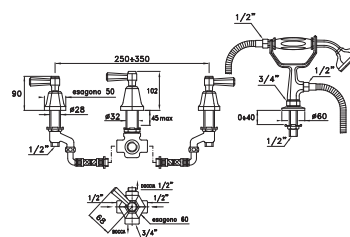
Gruppo per vasca-doccia per installazione su bordo vasca, deviatore manuale

Bath & shower mixer for deck mounting, spout with manual diverter

Mélangeur bain-douche pour installation horizontale avec inverseur manuel



	EL 02315	CR00	1854,00
CROMO- CHROME			
NICHEL-NICKEL	NI00		2.517,00
NICHEL PVD- NICKEL PVD	PV02		3.078,00
NICHEL SPAZ - NICKEL MATTE - NICKEL MAT	NI01		2.643,00
OTTONE PVD - BRASS PVD - LAITON PVD	PV01		3.078,00
ORO - GOLD - OR 24 CARATS	AU00		5.432,00
ORO ROSA - ROSE GOLD- OR ROSE	AU02		4.346,00
ARGENTO - SILVER - ARGENT	AG00		4.889,00
BRONZO - BRONZE	BZ00		3.078,00
BRONZO SCURO -DARK BRONZE - BRONZE NOIR	BZ01		3.078,00

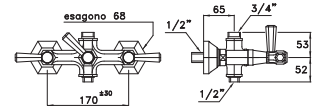


ECCELSA 3284 - 1/2"

Gruppo per doccia per installazione esterna a parete con deviatore manuale per doppia funzione
Exposed wall mounted, heavy duty shower mixer, diverter with manual return to flexible hose
Mélangeur de douche apparent à 2 sorties avec inverseur manuel



	EL	02500	CR00	925,00
CROMO- CHROME				
NICHEL-NICKEL			NI00	1.173,00
NICHEL PVD- NICKEL PVD			PV02	1.397,00
NICHEL SPAZ - NICKEL MATTE - NICKEL MAT			NI01	1.232,00
OTTONE PVD - BRASS PVD - LAITON PVD			PV01	1.397,00
ORO - GOLD - OR 24 CARATS			AU00	2.923,00
ORO ROSA - ROSE GOLD- OR ROSE			AU02	2.339,00
ARGENTO - SILVER - ARGENT			AG00	2.630,00
BRONZO - BRONZE			BZ00	1.397,00
BRONZO SCURO -DARK BRONZE - BRONZE NOIR			BZ01	1.397,00

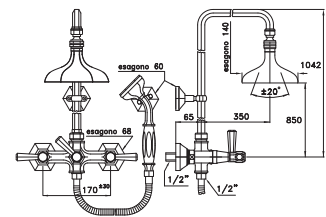


ECCELSA 3284/33

Gruppo doccia per installazione esterna a parete con tubo doccia, doccia mano e soffione
Exposed wall mounted shower mixer with rigid shower pipe, hand shower and shower head
Mélangeur de douche apparent à 2 sorties avec colonne, pomme de douche et douchette



	EL	02514	CR00	1988,00
CROMO- CHROME				
NICHEL-NICKEL			NI00	2.630,00
NICHEL PVD- NICKEL PVD			PV02	3.169,00
NICHEL SPAZ - NICKEL MATTE - NICKEL MAT			NI01	2.762,00
OTTONE PVD - BRASS PVD - LAITON PVD			PV01	3.196,00
ORO - GOLD - OR 24 CARATS			AU00	7.402,00
ORO ROSA - ROSE GOLD- OR ROSE			AU02	5.922,00
ARGENTO - SILVER - ARGENT			AG00	6.649,00
BRONZO - BRONZE			BZ00	3.169,00
BRONZO SCURO -DARK BRONZE - BRONZE NOIR			BZ01	3.169,00



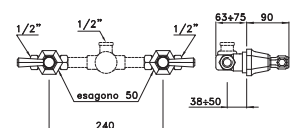
ECCELSA 3292TR - 1/2"

Gruppo per doccia per installazione da incasso a parete con congiunzioni interne non montate.
Concealed shower mixer, with internal connections not assembled .

Mélangeur de douche à encastrer. Livré avec pièces de raccordement non assemblées



	EL	01300	CR00	760,00
CROMO- CHROME				
NICHEL-NICKEL			NI00	1.066,00
NICHEL PVD- NICKEL PVD			PV02	1.281,00
NICHEL SPAZ - NICKEL MATTE - NICKEL MAT			NI01	1.119,00
OTTONE PVD - BRASS PVD - LAITON PVD			PV01	1.281,00
ORO - GOLD - OR 24 CARATS			AU00	1.790,00
ORO ROSA - ROSE GOLD- OR ROSE			AU02	1.432,00
ARGENTO - SILVER - ARGENT			AG00	1.620,00
BRONZO - BRONZE			BZ00	1.281,00
BRONZO SCURO -DARK BRONZE - BRONZE NOIR			BZ01	1.281,00





ECCELSA 3274/306 - 1/2"

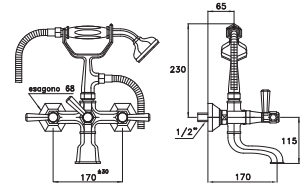
Gruppo per vasca doccia per installazione esterna a parete completo di doccia a mano con supporto basso a telefono, tubo flessibile di lunghezza 125 cm

Exposed wall mounted bath & shower mixer, with hand spray head with low telephone-type cradle and 125 cm flexible shower hose

Mélangeur bain-douche mural apparent avec inverseur manuel avec ensemble de douche sur support téléphone, flexible 125 cm



	EL 02206	CR00	1382,00
CROMO- CHROME			
NICHEL-NICKEL	NI00		1.836,00
NICHEL PVD- NICKEL PVD	PV02		2.161,00
NICHEL SPAZ - NICKEL MATTE - NICKEL MAT	NI01		1.928,00
OTTONE PVD - BRASS PVD - LAITON PVD	PV01		2.161,00
ORO - GOLD - OR 24 CARATS	AU00		4.581,00
ORO ROSA - ROSE GOLD- OR ROSE	AU02		3.665,00
ARGENTO - SILVER - ARGENT	AG00		4.120,00
BRONZO - BRONZE	BZ00		2.161,00
BRONZO SCURO -DARK BRONZE - BRONZE NOIR	BZ01		2.161,00



ECCELSA 3274RG306 - 1/2"

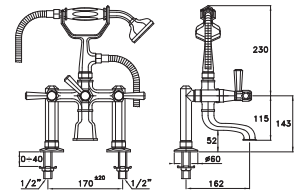
Gruppo per vasca doccia per installazione su bordo vasca completo di doccia a mano con supporto basso a telefono, tubo flessibile di lunghezza 125 cm

Exposed bath & shower mixer for bath deck mounting, manual diverter, with hand spray head and low telephone-type cradle, 125 cm flexible shower hose

Mélangeur bain-douche avec raccords sur gorge avec inverseur manuel avec ensemble de douche sur support téléphone, flexible 125 cm



	EL 02207	CR00	1507,00
CROMO- CHROME			
NICHEL-NICKEL	NI00		2.005,00
NICHEL PVD- NICKEL PVD	PV02		2.353,00
NICHEL SPAZ - NICKEL MATTE - NICKEL MAT	NI01		2.105,00
OTTONE PVD - BRASS PVD - LAITON PVD	PV01		2.353,00
ORO - GOLD - OR 24 CARATS	AU00		5.076,00
ORO ROSA - ROSE GOLD- OR ROSE	AU02		4.061,00
ARGENTO - SILVER - ARGENT	AG00		4.574,00
BRONZO - BRONZE	BZ00		2.353,00
BRONZO SCURO -DARK BRONZE - BRONZE NOIR	BZ01		2.353,00



ECCELSA 3274CL306 - 1/2"

Gruppo per vasca doccia con montanti da pavimento completo di doccia a mano

Per una migliore sicurezza d'installazione, si consiglia l'utilizzo del collare di sostegno art. 275 di seguito illustrato.

Exposed bath & shower mixer with free-standing floor legs, manual diverter

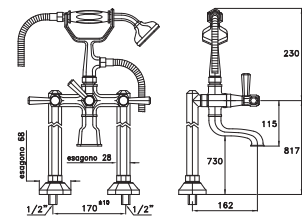
For safer installation of this article we suggest to use the fastening collar ref.275

Mélangeur bain-douche avec colonnes au sol avec inverseur manuel

Pour une meilleure sécurité de l'installation, nous recommandons l'utilisation du collier de support. 275 décrit ci-dessous.



	EL 02208	CR00	1974,00
CROMO- CHROME			
NICHEL-NICKEL	NI00		2.613,00
NICHEL PVD- NICKEL PVD	PV02		5.652,00
NICHEL SPAZ - NICKEL MATTE - NICKEL MAT	NI01		2.713,00
OTTONE PVD - BRASS PVD - LAITON PVD	PV01		5.652,00
ORO - GOLD - OR 24 CARATS	AU00		7.195,00
ORO ROSA - ROSE GOLD- OR ROSE	AU02		5.756,00
ARGENTO - SILVER - ARGENT	AG00		6.486,00
BRONZO - BRONZE	BZ00		5.652,00
BRONZO SCURO -DARK BRONZE - BRONZE NOIR	BZ01		5.652,00



ECCELSA 275 - 1/2"

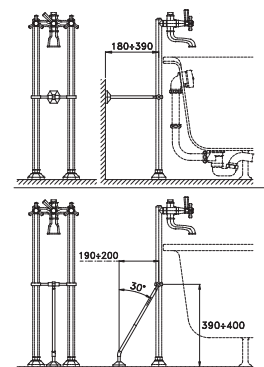
Bocca di erogazione a parete per vasca, attacco 3/4" lunghezza 140 mm

Wall mounted bath spout, 3/4" union, length 140 mm

Collier pour colonnes au sol diamètre 29mm, prévu pour fixation au sol ou au mur



	EC 09100	CR00	396,00
CROMO- CHROME			
NICHEL-NICKEL	NI00		541,00
NICHEL PVD- NICKEL PVD	PV02		634,00
NICHEL SPAZ - NICKEL MATTE - NICKEL MAT	NI01		568,00
OTTONE PVD - BRASS PVD - LAITON PVD	PV01		634,00
ORO - GOLD - OR 24 CARATS	AU00		1.374,00
ORO ROSA - ROSE GOLD- OR ROSE	AU02		1.100,00
ARGENTO - SILVER - ARGENT	AG00		1.205,00
BRONZO - BRONZE	BZ00		634,00
BRONZO SCURO -DARK BRONZE - BRONZE NOIR	BZ01		634,00



ECCELSA 3274/306FB - 1/2"

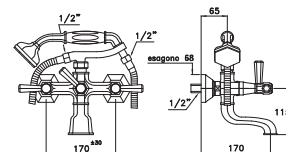
Gruppo per vasca doccia per installazione esterna a parete completo di doccia a mano con supporto basso a telefono, tubo flessibile di lunghezza 125 cm

Exposed wall mounted bath & shower mixer, with hand spray head with low telephone-type cradle and 125 cm flexible shower hose

Mélangeur bain-douche mural apparent avec inverseur manuel avec ensemble de douche sur support téléphone, flexible 125 cm



	EL 02209 CR00	1264,00
CROMO-CHROME		
NICHEL-NICKEL	NI00	1.666,00
NICHEL PVD- NICKEL PVD	PV02	1.952,00
NICHEL SPAZ - NICKEL MATTE - NICKEL MAT	NI01	1.749,00
OTTONE PVD - BRASS PVD - LAITON PVD	PV01	1.952,00
ORO - GOLD - OR 24 CARATS	AU00	4.133,00
ORO ROSA - ROSE GOLD- OR ROSE	AU02	3.307,00
ARGENTO - SILVER - ARGENT	AG00	3.702,00
BRONZO - BRONZE	BZ00	1.952,00
BRONZO SCURO -DARK BRONZE - BRONZE NOIR	BZ01	1.952,00



ECCELSA 3274RG306FB - 1/2"

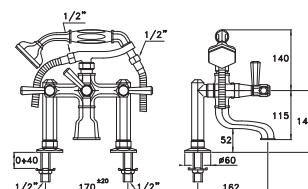
Gruppo per vasca doccia per installazione su bordo vasca completo di doccia a mano con supporto basso a telefono, tubo flessibile di lunghezza 125 cm

Exposed bath & shower mixer for bath deck mounting, manual diverter, with hand spray head and low telephone-type cradle, 125 cm flexible shower hose

Mélangeur bain-douche avec raccords sur gorge avec inverseur manuel avec ensemble de douche sur support téléphone, flexible 125 cm



	EL 02210 CR00	1389,00
CROMO-CHROME		
NICHEL-NICKEL	NI00	1.828,00
NICHEL PVD- NICKEL PVD	PV02	2.145,00
NICHEL SPAZ - NICKEL MATTE - NICKEL MAT	NI01	1.919,00
OTTONE PVD - BRASS PVD - LAITON PVD	PV01	2.145,00
ORO - GOLD - OR 24 CARATS	AU00	4.620,00
ORO ROSA - ROSE GOLD- OR ROSE	AU02	3.696,00
ARGENTO - SILVER - ARGENT	AG00	4.173,00
BRONZO - BRONZE	BZ00	2.145,00
BRONZO SCURO -DARK BRONZE - BRONZE NOIR	BZ01	2.145,00



ECCELSA 3274CL306FB - 1/2"

Gruppo per vasca doccia con montanti da pavimento completo di doccia a mano

Per una migliore sicurezza d'installazione, si consiglia l'utilizzo del collare di sostegno art. 275 di seguito illustrato.

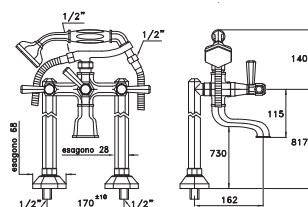
Exposed bath & shower mixer with free-standing floor legs, manual diverter and hand shower
For safer installation of this article we suggest to use the fastening collar ref.275

Mélangeur bain-douche avec colonnes au sol avec inverseur manuel et ensemble de douchette

Pour une meilleure sécurité de l'installation, nous recommandons l'utilisation du collier de support. 275 décrit ci-dessous.



	EL 02211 CR00	1856,00
CROMO-CHROME		
NICHEL-NICKEL	NI00	2.407,00
NICHEL PVD- NICKEL PVD	PV02	2.861,00
NICHEL SPAZ - NICKEL MATTE - NICKEL MAT	NI01	2.527,00
OTTONE PVD - BRASS PVD - LAITON PVD	PV01	2.861,00
ORO - GOLD - OR 24 CARATS	AU00	6.740,00
ORO ROSA - ROSE GOLD- OR ROSE	AU02	5.392,00
ARGENTO - SILVER - ARGENT	AG00	6.085,00
BRONZO - BRONZE	BZ00	2.861,00
BRONZO SCURO -DARK BRONZE - BRONZE NOIR	BZ01	2.861,00



3292MC - 1/2"

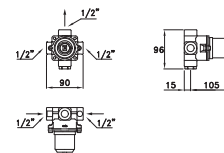
Corpo incasso per miscelatore monocomando per doccia

Built-in unit for single-command shower mixer

Corps encastré pour mitigeur mono commande de douche



	UN 01400 0000	175,00
BRONZO - BRONZE		



ECCELSA 3292MC P.V. - 1/2"

Parti in vista per miscelatore monocomando per doccia

Da vendere unitamente al corpo incasso cod.UN 01400 0000

Exposed parts for single-command shower mixer

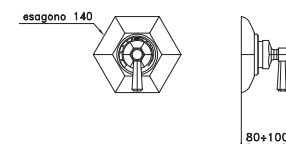
To be installed on built-in part code UN 01400 0000

Façade apparente pour mitigeur mono commande de douche

A installer sur la partie encastrée UN 01400 0000



	IT 01410 CR00	256,00
CROMO-CHROME		
NICHEL-NICKEL	NI00	346,00
NICHEL PVD- NICKEL PVD	PV02	423,00
NICHEL SPAZ - NICKEL MATTE - NICKEL MAT	NI01	363,00
OTTONE PVD - BRASS PVD - LAITON PVD	PV01	423,00
ORO - GOLD - OR 24 CARATS	AU00	869,00
ORO ROSA - ROSE GOLD- OR ROSE	AU02	696,00
ARGENTO - SILVER - ARGENT	AG00	782,00
BRONZO - BRONZE	BZ00	423,00
BRONZO SCURO -DARK BRONZE - BRONZE NOIR	BZ01	423,00



Completamenti

Completions

Compléments

863 Eccelsa

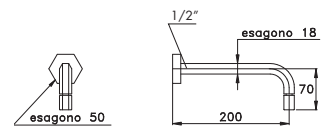
Bocca di erogazione a parete con rompigetto aeratore all'uscita
(sporgenza da parete a centro uscita 200 mm)

Wall mounted spout with aerator
Projection from wall to outlet: 200 mm

Bec mural fixe Mousseur Saïlle 200 mm



	EC 09002	CR00	158,00
CROMO- CHROME			
NICHEL-NICKEL		NI00	194,00
NICHEL PVD- NICKEL PVD		PV02	233,00
NICHEL SPAZ - NICKEL MATTE - NICKEL MAT		NI01	204,00
OTTONE PVD - BRASS PVD - LAITON PVD		PV01	233,00
ORO - GOLD - OR 24 CARATS		AU00	464,00
ORO ROSA - ROSE GOLD- OR ROSE		AU02	372,00
ARGENTO - SILVER - ARGENT		AG00	440,00
BRONZO - BRONZE		BZ00	233,00
BRONZO SCURO -DARK BRONZE - BRONZE NOIR		BZ01	233,00



358

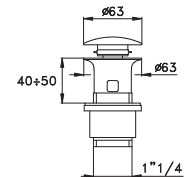
Scarico 1"1/4 per lavabo o bidet con apertura e chiusura del tappo a scatto con comando a pressione

Drain 1"1/4 for basin or bidet with spring-opening and closing with push control

Vidage pour lavabo ou bidet avec commande à pression, type "clic-clac"



	UN 09200	CR00	79,00
CROMO- CHROME			
NICHEL-NICKEL		NI00	110,00
NICHEL PVD- NICKEL PVD		PV02	134,00
NICHEL SPAZ - NICKEL MATTE - NICKEL MAT		NI01	116,00
OTTONE PVD - BRASS PVD - LAITON PVD		PV01	134,00
ORO - GOLD - OR 24 CARATS		AU00	277,00
ORO ROSA - ROSE GOLD- OR ROSE		AU02	194,00
ARGENTO - SILVER - ARGENT		AG00	249,00
BRONZO - BRONZE		BZ00	134,00
BRONZO SCURO -DARK BRONZE - BRONZE NOIR		BZ01	134,00



467T

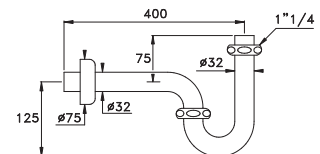
Sifone a "P" in tubo Ø 32 mm per lavabo (chiusura idraulica 50 mm, secondo la Norma Europea)

P trap diameter 32 mm pipe for washbasin (50 mm trap in conformity with European standards)

Siphon tubulaire de lavabo Ø 32 mm Garde d'eau 50 mm, selon la Norme Européenne



	UN 09400	CR00	96,00
CROMO- CHROME			
NICHEL-NICKEL		NI00	128,00
NICHEL PVD- NICKEL PVD		PV02	154,00
NICHEL SPAZ - NICKEL MATTE - NICKEL MAT		NI01	134,00
OTTONE PVD - BRASS PVD - LAITON PVD		PV01	154,00
ORO - GOLD - OR 24 CARATS		AU00	327,00
ORO ROSA - ROSE GOLD- OR ROSE		AU02	258,00
ARGENTO - SILVER - ARGENT		AG00	312,00
BRONZO - BRONZE		BZ00	154,00
BRONZO SCURO -DARK BRONZE - BRONZE NOIR		BZ01	154,00



476T

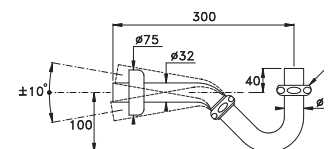
Sifone a "P" in tubo Ø 32 mm per bidet (chiusura idraulica 50 mm, secondo la Norma Europea)

P trap diameter 32 mm pipe for bidet (50 mm trap in conformity with European standards)

Siphon tubulaire de bidet Ø 32 mm Garde d'eau 50 mm, selon la Norme Européenne



	UN 09401	CR00	92,00
CROMO- CHROME			
NICHEL-NICKEL		NI00	123,00
NICHEL PVD- NICKEL PVD		PV02	148,00
NICHEL SPAZ - NICKEL MATTE - NICKEL MAT		NI01	128,00
OTTONE PVD - BRASS PVD - LAITON PVD		PV01	148,00
ORO - GOLD - OR 24 CARATS		AU00	313,00
ORO ROSA - ROSE GOLD- OR ROSE		AU02	247,00
ARGENTO - SILVER - ARGENT		AG00	299,00
BRONZO - BRONZE		BZ00	148,00
BRONZO SCURO -DARK BRONZE - BRONZE NOIR		BZ01	148,00



461Q

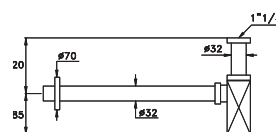
Sifone a "bottiglia"; profilo quadro

Square bottle trap

Siphon bouteille carré



	UN	09403 CR00	155,00
CROMO- CHROME			
NICHEL-NICKEL		NI00	216,00
NICHEL PVD- NICKEL PVD		PV02	264,00
NICHEL SPAZ - NICKEL MATTE - NICKEL MAT		NI01	227,00
OTTONE PVD - BRASS PVD - LAITON PVD		PV01	264,00
ORO - GOLD - OR 24 CARATS		AU00	543,00
ORO ROSA - ROSE GOLD- OR ROSE		AU02	381,00
ARGENTO - SILVER - ARGENT		AG00	489,00
BRONZO - BRONZE		BZ00	264,00
BRONZO SCURO -DARK BRONZE - BRONZE NOIR		BZ01	264,00



703 - 3/4"

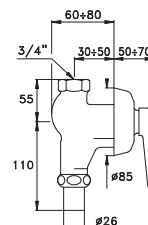
Rubinetto di cacciata per installazione da incasso a parete, con chiusura a vite

Flushing tap, concealed wall-mounting, screw closing valve 3/4"

Robinet de chasse à encastrer à fermeture manuelle



	UN	08000 CR00	211,00
CROMO- CHROME			
NICHEL-NICKEL		NI00	281,00
NICHEL PVD- NICKEL PVD		PV02	338,00
NICHEL SPAZ - NICKEL MATTE - NICKEL MAT		NI01	294,00
OTTONE PVD - BRASS PVD - LAITON PVD		PV01	338,00
ORO - GOLD - OR 24 CARATS		AU00	718,00
ORO ROSA - ROSE GOLD- OR ROSE		AU02	566,00
ARGENTO - SILVER - ARGENT		AG00	684,00
BRONZO - BRONZE		BZ00	338,00
BRONZO SCURO -DARK BRONZE - BRONZE NOIR		BZ01	338,00



704 - 3/4"

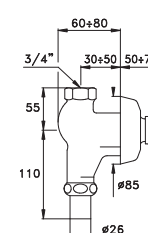
Rubinetto di cacciata per installazione da incasso a parete, chiusura a molla non ritardata

Flushing tap, concealed wall-mounting, with undelayed spring valve 3/4"

Robinet de chasse à encastrer avec fermeture à ressort non temporisée



	UN	08100 CR00	219,00
CROMO- CHROME			
NICHEL-NICKEL		NI00	292,00
NICHEL PVD- NICKEL PVD		PV02	351,00
NICHEL SPAZ - NICKEL MATTE - NICKEL MAT		NI01	305,00
OTTONE PVD - BRASS PVD - LAITON PVD		PV01	351,00
ORO - GOLD - OR 24 CARATS		AU00	745,00
ORO ROSA - ROSE GOLD- OR ROSE		AU02	587,00
ARGENTO - SILVER - ARGENT		AG00	710,00
BRONZO - BRONZE		BZ00	351,00
BRONZO SCURO -DARK BRONZE - BRONZE NOIR		BZ01	351,00



3820

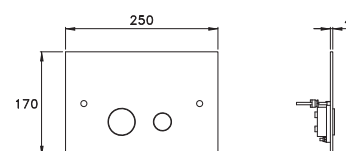
Placca per cassetta di scarico. Compatibile con i sistemi Geberit Sigma UP320 e UP720.

WC Control plate. Compatible with Geberit Sigma systems UP320 e UP720.

Plaque en laiton massif double touche. Compatible avec système Geberit Sigma UP320 et UP 720



	UN	09500 CR00	345,00
CROMO- CHROME			
NICHEL-NICKEL		NI00	480,00
NICHEL PVD- NICKEL PVD		PV02	587,00
NICHEL SPAZ - NICKEL MATTE - NICKEL MAT		NI01	504,00
OTTONE PVD - BRASS PVD - LAITON PVD		PV01	587,00
ORO - GOLD - OR 24 CARATS		AU00	1207,00
ORO ROSA - ROSE GOLD- OR ROSE		AU02	966,00
ARGENTO - SILVER - ARGENT		AG00	1086,00
BRONZO - BRONZE		BZ00	587,00
BRONZO SCURO -DARK BRONZE - BRONZE NOIR		BZ01	587,00



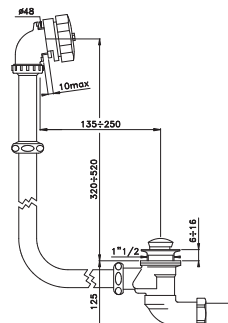
338

Colonna di scarico per vasca con comando a volantino, codolo di uscita in materiale plastico Ø 40 mm

Vertical bath-drain pipe, handwheel control, plastic outlet pipe diameter 40 mm

Vidage de baignoire sans siphon, avec coude de sortie plastique Ø 40 mm

CROMO- CHROME	UN 09203 CRO0	287,00
NICHEL-NICKEL	NI00	364,00
NICHEL PVD- NICKEL PVD	PV02	424,00
NICHEL SPAZ - NICKEL MATTE - NICKEL MAT	NI01	383,00
OTTONE PVD - BRASS PVD - LAITON PVD	PV01	424,00
ORO - GOLD - OR 24 CARATS	AU00	772,00
ORO ROSA - ROSE GOLD- OR ROSE	AU02	541,00
ARGENTO - SILVER - ARGENT	AG00	680,00
BRONZO - BRONZE	BZ00	424,00
BRONZO SCURO -DARK BRONZE - BRONZE NOIR	BZ01	424,00



338AV

Come 338 ma interamente rifinita per installazione "a vista"

Same as 338 but finished for installation in sight

Idem 338, finition pour installation apparente

CROMO- CHROME	UN 09204 CRO0	842,00
NICHEL-NICKEL	NI00	1164,00
NICHEL PVD- NICKEL PVD	PV02	1428,00
NICHEL SPAZ - NICKEL MATTE - NICKEL MAT	NI01	1223,00
OTTONE PVD - BRASS PVD - LAITON PVD	PV01	1428,00
ORO - GOLD - OR 24 CARATS	AU00	3462,00
ORO ROSA - ROSE GOLD- OR ROSE	AU02	2424,00
ARGENTO - SILVER - ARGENT	AG00	3070,00
BRONZO - BRONZE	BZ00	1428,00
BRONZO SCURO -DARK BRONZE - BRONZE NOIR	BZ01	1428,00

338S

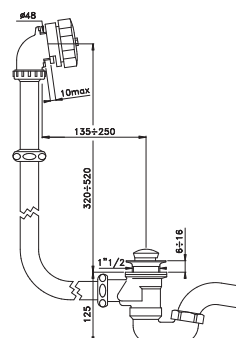
Colonna di scarico per vasca, con comando a volantino, completa di sifone, codolo di uscita in materiale plastico Ø 40 mm (chiusura idraulica 50 mm, secondo la Norma Europea)

Vertical bath-drain pipe, handwheel control, with trap, plastic outlet pipe diameter 40 mm (50 mm trap in conformity with European standards)

Vidage de baignoire avec siphon, coude de sortie plastique Ø 40 mm

Garde d'eau 50 mm, selon la Norme Européenn

CROMO- CHROME	UN 09205 CRO0	364,00
NICHEL-NICKEL	NI00	440,00
NICHEL PVD- NICKEL PVD	PV02	502,00
NICHEL SPAZ - NICKEL MATTE - NICKEL MAT	NI01	462,00
OTTONE PVD - BRASS PVD - LAITON PVD	PV01	502,00
ORO - GOLD - OR 24 CARATS	AU00	857,00
ORO ROSA - ROSE GOLD- OR ROSE	AU02	600,00
ARGENTO - SILVER - ARGENT	AG00	757,00
BRONZO - BRONZE	BZ00	502,00
BRONZO SCURO -DARK BRONZE - BRONZE NOIR	BZ01	502,00



338SAV

Come 338S ma rifinita per installazione "a vista"

Same as 338S but finished for installation in sight

Idem 338S, finition pour installation apparente

CROMO- CHROME	UN 09206 CRO0	942,00
NICHEL-NICKEL	NI00	1318,00
NICHEL PVD- NICKEL PVD	PV02	1613,00
NICHEL SPAZ - NICKEL MATTE - NICKEL MAT	NI01	1384,00
OTTONE PVD - BRASS PVD - LAITON PVD	PV01	1613,00
ORO - GOLD - OR 24 CARATS	AU00	3879,00
ORO ROSA - ROSE GOLD- OR ROSE	AU02	2716,00
ARGENTO - SILVER - ARGENT	AG00	3448,00
BRONZO - BRONZE	BZ00	1613,00
BRONZO SCURO -DARK BRONZE - BRONZE NOIR	BZ01	1613,00

Docce

Shower

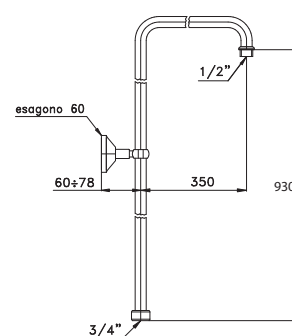
Douches



301EC

Tubo doccia rigido
Rigid shower pipe
Colonne de douche apparente

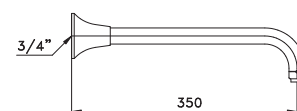
	EC	03200	CR00	324,00
CROMO- CHROME				
NICHEL-NICKEL			NI00	431,00
NICHEL PVD- NICKEL PVD			PV02	519,00
NICHEL SPAZ - NICKEL MATTE - NICKEL MAT			NI01	451,00
OTTONE PVD - BRASS PVD - LAITON PVD			PV01	519,00
ORO - GOLD - OR 24 CARATS			AU00	1102,00
ORO ROSA - ROSE GOLD- OR ROSE			AU02	869,00
ARGENTO - SILVER - ARGENT			AG00	1050,00
BRONZO - BRONZE			BZ00	519,00
BRONZO SCURO -DARK BRONZE - BRONZE NOIR			BZ01	519,00



303

Braccio doccia
Shower arm
Bras de douche

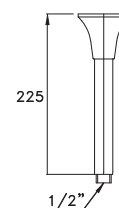
	EC	03203	CR00	141,00
CROMO- CHROME				
NICHEL-NICKEL			NI00	188,00
NICHEL PVD- NICKEL PVD			PV02	226,00
NICHEL SPAZ - NICKEL MATTE - NICKEL MAT			NI01	196,00
OTTONE PVD - BRASS PVD - LAITON PVD			PV01	226,00
ORO - GOLD - OR 24 CARATS			AU00	480,00
ORO ROSA - ROSE GOLD- OR ROSE			AU02	378,00
ARGENTO - SILVER - ARGENT			AG00	457,00
BRONZO - BRONZE			BZ00	226,00
BRONZO SCURO -DARK BRONZE - BRONZE NOIR			BZ01	226,00



311

Braccio doccia da soffitto
Ceiling shower arm
Bras de douche plafond

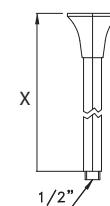
	EC	03206	CR00	131,00
CROMO- CHROME				
NICHEL-NICKEL			NI00	175,00
NICHEL PVD- NICKEL PVD			PV02	210,00
NICHEL SPAZ - NICKEL MATTE - NICKEL MAT			NI01	183,00
OTTONE PVD - BRASS PVD - LAITON PVD			PV01	210,00
ORO - GOLD - OR 24 CARATS			AU00	446,00
ORO ROSA - ROSE GOLD- OR ROSE			AU02	352,00
ARGENTO - SILVER - ARGENT			AG00	425,00
BRONZO - BRONZE			BZ00	210,00
BRONZO SCURO -DARK BRONZE - BRONZE NOIR			BZ01	210,00



311AR

Braccio doccia da soffitto, lunghezza a richiesta
Ceiling mounted shower arm, length on request
Bras de douche de plafond, longueur sur demande

	EC	03207	CR00	161,00
CROMO- CHROME				
NICHEL-NICKEL			NI00	215,00
NICHEL PVD- NICKEL PVD			PV02	258,00
NICHEL SPAZ - NICKEL MATTE - NICKEL MAT			NI01	224,00
OTTONE PVD - BRASS PVD - LAITON PVD			PV01	258,00
ORO - GOLD - OR 24 CARATS			AU00	548,00
ORO ROSA - ROSE GOLD- OR ROSE			AU02	432,00
ARGENTO - SILVER - ARGENT			AG00	522,00
BRONZO - BRONZE			BZ00	258,00
BRONZO SCURO -DARK BRONZE - BRONZE NOIR			BZ01	258,00



318A

Soffione a pioggia orientabile art. 318A

Shower head ref.318A

Pomme à rotule orientable



	EC	Q3007	CR00	554,00
CROMO- CHROME	EC	Q3007	CR00	554,00
NICHEL-NICKEL			NI00	757,00
NICHEL PVD- NICKEL PVD			PV02	927,00
NICHEL SPAZ - NICKEL MATTE - NICKEL MAT			NI01	795,00
OTTONE PVD - BRASS PVD - LAITON PVD			PV01	927,00
ORO - GOLD - OR 24 CARATS			AU00	2107,00
ORO ROSA - ROSE GOLD- OR ROSE			AU02	1686,00
ARGENTO - SILVER - ARGENT			AG00	1889,00
BRONZO - BRONZE			BZ00	927,00
BRONZO SCURO -DARK BRONZE - BRONZE NOIR			BZ01	927,00



320A

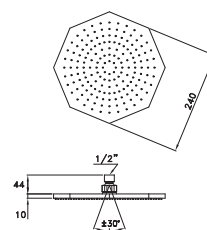
Soffione a pioggia orientabile

Shower head

Pomme à rotule orientable



	FI	Q3008	CR00	566,00
CROMO- CHROME	FI	Q3008	CR00	566,00
NICHEL-NICKEL			NI00	770,00
NICHEL PVD- NICKEL PVD			PV02	936,00
NICHEL SPAZ - NICKEL MATTE - NICKEL MAT			NI01	809,00
OTTONE PVD - BRASS PVD - LAITON PVD			PV01	936,00
ORO - GOLD - OR 24 CARATS			AU00	1927,00
ORO ROSA - ROSE GOLD- OR ROSE			AU02	1349,00
ARGENTO - SILVER - ARGENT			AG00	1734,00
BRONZO - BRONZE			BZ00	936,00
BRONZO SCURO -DARK BRONZE - BRONZE NOIR			BZ01	936,00



304

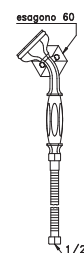
Doccia a mano con supporto fisso a parete

Hand spray head with wall bracket

Ensemble de douche avec crochet mural fixe avec douchette



	EC	Q3106	CR00	286,00
CROMO- CHROME	EC	Q3106	CR00	286,00
NICHEL-NICKEL			NI00	394,00
NICHEL PVD- NICKEL PVD			PV02	481,00
NICHEL SPAZ - NICKEL MATTE - NICKEL MAT			NI01	414,00
OTTONE PVD - BRASS PVD - LAITON PVD			PV01	481,00
ORO - GOLD - OR 24 CARATS			AU00	1041,00
ORO ROSA - ROSE GOLD- OR ROSE			AU02	833,00
ARGENTO - SILVER - ARGENT			AG00	942,00
BRONZO - BRONZE			BZ00	481,00
BRONZO SCURO -DARK BRONZE - BRONZE NOIR			BZ01	481,00



304A

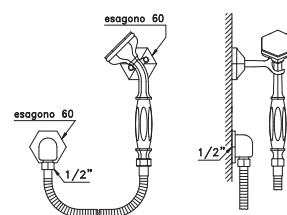
Doccia a mano con supporto fisso a parete e presa alimentazione

Hand spray head with wall mounted support and intake

Ensemble de douche avec coude d'alimentation



	EC	Q3109	CR00	333,00
CROMO- CHROME	EC	Q3109	CR00	333,00
NICHEL-NICKEL			NI00	486,00
NICHEL PVD- NICKEL PVD			PV02	541,00
NICHEL SPAZ - NICKEL MATTE - NICKEL MAT			NI01	510,00
OTTONE PVD - BRASS PVD - LAITON PVD			PV01	541,00
ORO - GOLD - OR 24 CARATS			AU00	1205,00
ORO ROSA - ROSE GOLD- OR ROSE			AU02	964,00
ARGENTO - SILVER - ARGENT			AG00	1089,00
BRONZO - BRONZE			BZ00	541,00
BRONZO SCURO -DARK BRONZE - BRONZE NOIR			BZ01	541,00



ECCELSA 307

Doccia a mano per installazione bordo vasca.

(prevedere la possibilità di accesso alla parte sottostante il bordo della vasca per l'eventuale sostituzione del tubo flessibile)

Hand spray head for bath deck mounting.

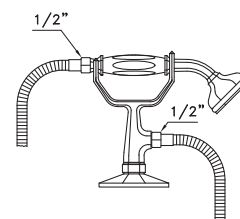
(allow access to part beneath bath deck for flexible hose replacement if required)

Ensemble de douche avec coulisseau

Prévoir une trappe d'accès pour le remplacement éventuel du flexible



CROMO- CHROME	EC 03120 CR00	455,00
NICHEL-NICKEL	NI00	616,00
NICHEL PVD- NICKEL PVD	PV02	753,00
NICHEL SPAZ - NICKEL MATTE - NICKEL MAT	NI01	647,00
OTTONE PVD - BRASS PVD - LAITON PVD	PV01	753,00
ORO - GOLD - OR 24 CARATS	AU00	1549,00
ORO ROSA - ROSE GOLD- OR ROSE	AU02	1240,00
ARGENTO - SILVER - ARGENT	AG00	1395,00
BRONZO - BRONZE	BZ00	753,00
BRONZO SCURO -DARK BRONZE - BRONZE NOIR	BZ01	753,00



ECCELSA 309AT

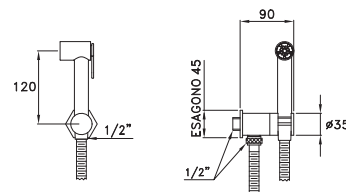
Doccia a mano modello Shut-Off in ottone, leva con ritorno automatico e supporto con presa acqua integrata e valvola sicurezza

Hand shower shut-off, lever with automatic return and support with integrated water inlet

Douchette en laiton Shut-Off avec manette de retour automatique et support avec coude d'alimentation



CROMO- CHROME	EC 03124 CR00	356,00
NICHEL-NICKEL	NI00	485,00
NICHEL PVD- NICKEL PVD	PV02	590,00
NICHEL SPAZ - NICKEL MATTE - NICKEL MAT	NI01	510,00
OTTONE PVD - BRASS PVD - LAITON PVD	PV01	590,00
ORO - GOLD - OR 24 CARATS	AU00	1213,00
ORO ROSA - ROSE GOLD- OR ROSE	AU02	971,00
ARGENTO - SILVER - ARGENT	AG00	1092,00
BRONZO - BRONZE	BZ00	590,00
BRONZO SCURO -DARK BRONZE - BRONZE NOIR	BZ01	590,00



309Q

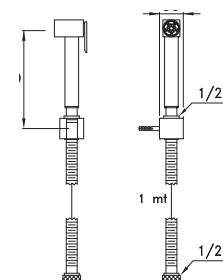
Doccia a mano modello Shut-Off in ottone, leva con ritorno automatico, supporto fisso e flessibile

Hand shower shut-off, lever with automatic return and support with integrated water inlet

Douchette en laiton Shut-Off avec manette de retour automatique et support avec coude d'alimentation



CROMO- CHROME	BQ 03125 CR00	257,00
NICHEL-NICKEL	NI00	342,00
NICHEL PVD- NICKEL PVD	PV02	412,00
NICHEL SPAZ - NICKEL MATTE - NICKEL MAT	NI01	358,00
OTTONE PVD - BRASS PVD - LAITON PVD	PV01	412,00
ORO - GOLD - OR 24 CARATS	AU00	874,00
ORO ROSA - ROSE GOLD- OR ROSE	AU02	689,00
ARGENTO - SILVER - ARGENT	AG00	833,00
BRONZO - BRONZE	BZ00	412,00
BRONZO SCURO -DARK BRONZE - BRONZE NOIR	BZ01	412,00



3194

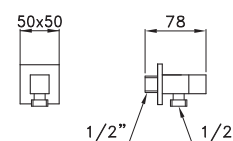
Rubinetto di erogazione a parete

Wall mounted mixer

Robinet simple mural



CROMO- CHROME	BQ 04003 CR00	99,00
NICHEL-NICKEL	NI00	132,00
NICHEL PVD- NICKEL PVD	PV02	159,00
NICHEL SPAZ - NICKEL MATTE - NICKEL MAT	NI01	138,00
OTTONE PVD - BRASS PVD - LAITON PVD	PV01	159,00
ORO - GOLD - OR 24 CARATS	AU00	337,00
ORO ROSA - ROSE GOLD- OR ROSE	AU02	266,00
ARGENTO - SILVER - ARGENT	AG00	321,00
BRONZO - BRONZE	BZ00	159,00
BRONZO SCURO -DARK BRONZE - BRONZE NOIR	BZ01	159,00



Isomix

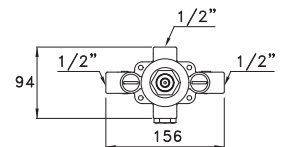
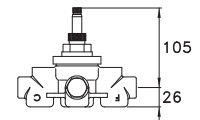


IS3293

Parti incasso per figure is3293
 Concealed body for IS3293 thermostatic mixer
 Partie encastrée pour les mitigeurs IS3293

BRONZO - BRONZE

UN 06000 0000 362,00



IS3293 P.V

Parti in vista per miscelatore termostatico modello monoblocco IS3293
 Da installare su parte incasso codice UN 06000 0000

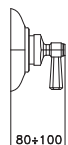
Visible parts for thermostatic mixer IS 3293 one-piece model
 To be installed on built-in part code UN 06000 0000

Façade pour mitigeur thermostatique.

A installer sur la partie encastrée UN 06000 0000



	EC 06010 CRO00	384,00
CROMO - CHROME		
NICHEL-NICKEL	NI00	560,00
NICHEL PVD- NICKEL PVD	PV02	613,00
NICHEL SPAZ - NICKEL MATTE - NICKEL MAT	NI01	588,00
OTTONE PVD - BRASS PVD - LAITON PVD	PV01	613,00
ORO - GOLD - OR 24 CARATS	AU00	1178,00
ORO ROSA - ROSE GOLD- OR ROSE	AU02	943,00
ARGENTO - SILVER - ARGENT	AG00	1015,00
BRONZO - BRONZE	BZ00	613,00
BRONZO SCURO - DARK BRONZE - BRONZE NOIR	BZ01	613,00

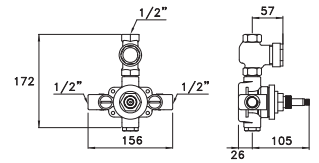




IS3292

Parti incasso per figure is3292
 Concealed body for IS3292 thermostatic mixer
 Partie encastrée pour les mitigeurs IS3292

BRONZO - BRONZE **UN 06001 0000 432,00**



ECCELSA IS3292 P.V.

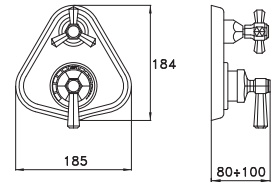
Parti in vista per miscelatore termostatico modello monoblocco IS3292 con rubinetto
 Da installare su parte incasso codice UN 06001 0000

Visible parts for thermostatic mixer IS 3292 one-piece model with tap
 To be installed on built-in part code UN 06001 0000

Façade pour mitigeur thermostatique avec robinet de sortie
 A installer sur la partie encastrée UN 06001 0000



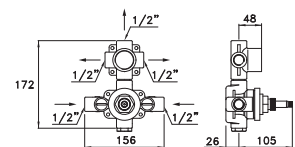
	EC 06011 CR00	414,00
CROMO- CHROME		
NICHEL-NICKEL	NI00	618,00
NICHEL PVD- NICKEL PVD	PV02	677,00
NICHEL SPAZ - NICKEL MATTE - NICKEL MAT	NI01	649,00
OTTONE PVD - BRASS PVD - LAITON PVD	PV01	677,00
ORO - GOLD - OR 24 CARATS	AU00	1645,00
ORO ROSA - ROSE GOLD- OR ROSE	AU02	1316,00
ARGENTO - SILVER - ARGENT	AG00	1411,00
BRONZO - BRONZE	BZ00	677,00
BRONZO SCURO - DARK BRONZE - BRONZE NOIR	BZ01	677,00



IS3294

Parti incasso per figure is3294
 Concealed body for IS3294 thermostatic mixer
 Partie encastrée pour les mitigeurs IS3294

BRONZO - BRONZE **UN 06002 0000 549,00**



ECCELSA IS3294 P.V.

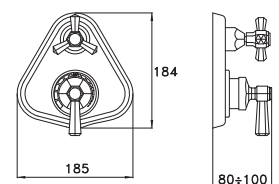
Parti in vista per miscelatore termostatico modello monoblocco IS3294 con rubinetto/deviatore due vie. Da installare su parte incasso codice UN 06002 0000

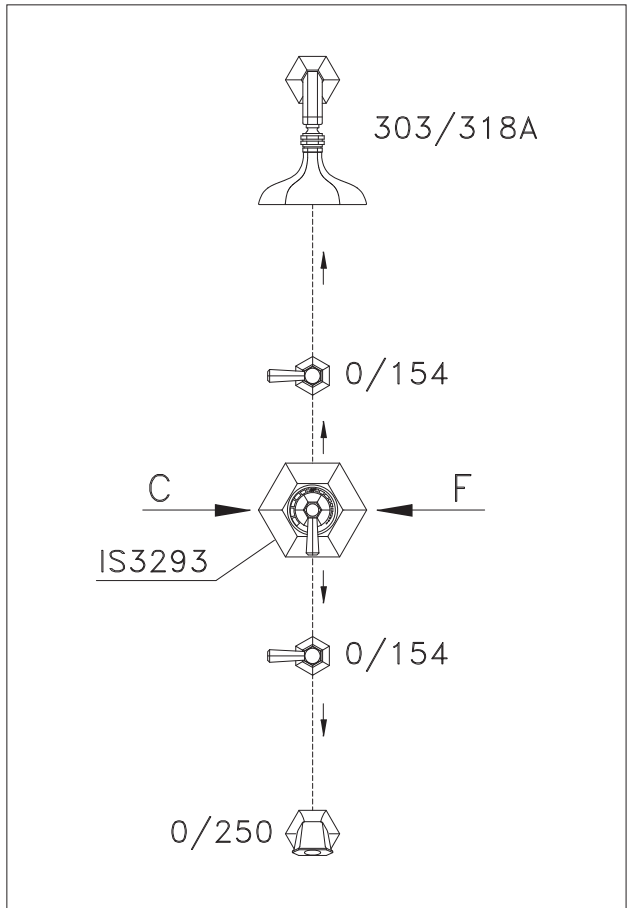
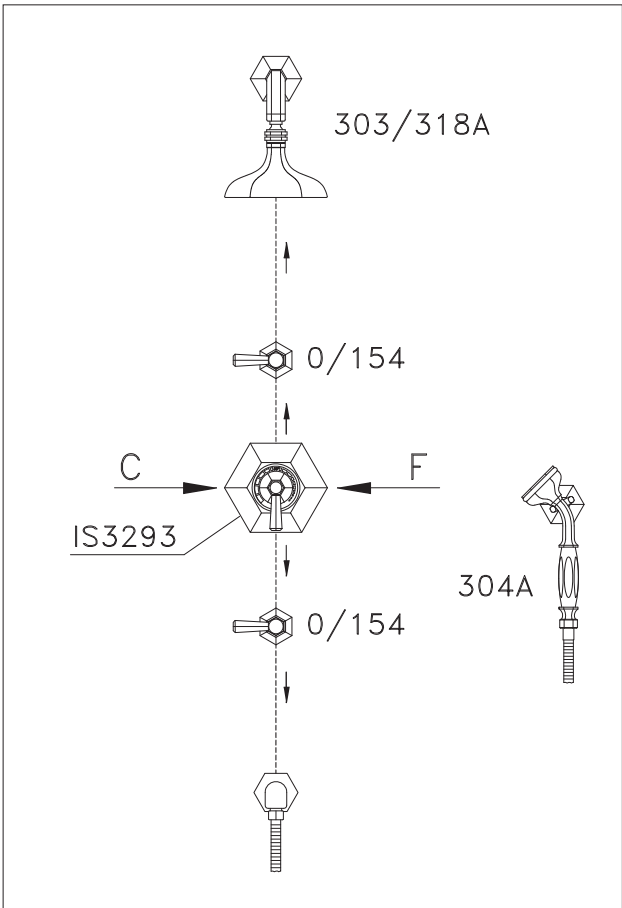
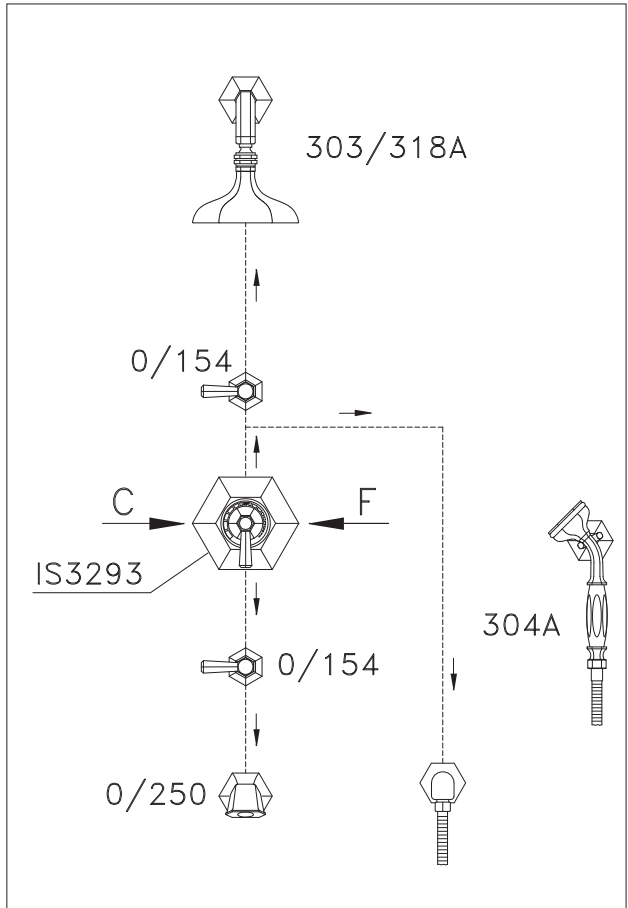
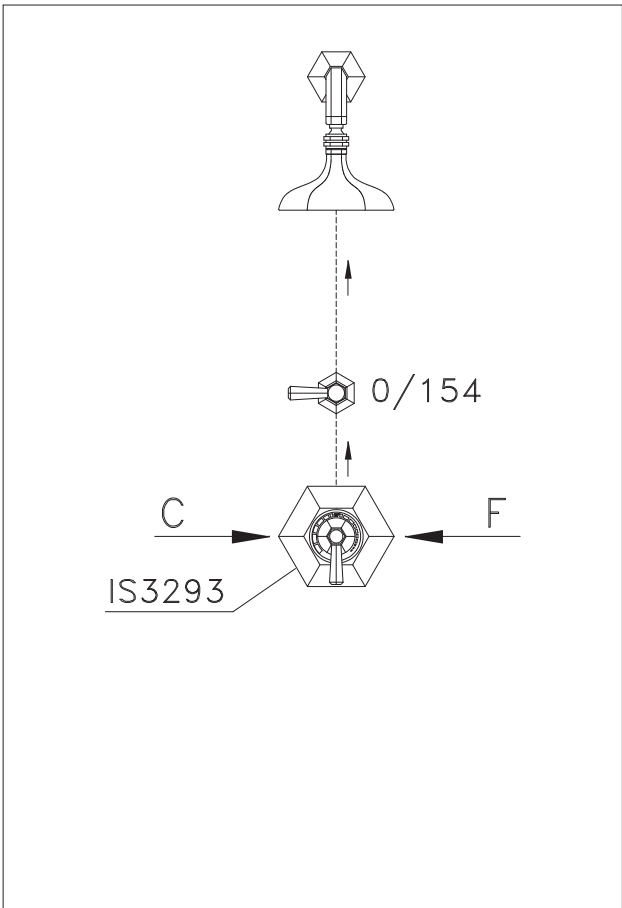
Visible parts for thermostatic mixer IS 3294 Italica one-piece model, two way diverter/shower tap.
 To be installed on built-in part code UN 06002 0000

Façade pour mitigeur thermostatique avec robinet/inverseur encastré à 2 sorties pour douche. A installer sur la partie encastrée UN 06002 0000



	EC 06012 CR00	414,00
CROMO- CHROME		
NICHEL-NICKEL	NI00	618,00
NICHEL PVD- NICKEL PVD	PV02	677,00
NICHEL SPAZ - NICKEL MATTE - NICKEL MAT	NI01	649,00
OTTONE PVD - BRASS PVD - LAITON PVD	PV01	677,00
ORO - GOLD - OR 24 CARATS	AU00	1645,00
ORO ROSA - ROSE GOLD- OR ROSE	AU02	1316,00
ARGENTO - SILVER - ARGENT	AG00	1411,00
BRONZO - BRONZE	BZ00	677,00
BRONZO SCURO - DARK BRONZE - BRONZE NOIR	BZ01	677,00





Scaldasalviette

Towel warmers

Sèche serviettes

ECCELSA 981B - 3/4"

Scaldabiancheria a parete con valvolina di sfogo d'aria a tre tubi orizzontali, con rubinetto di entrata con maniglia ECCELSA e con rubinetto di uscita a cappuccio chiuso

Interasse tra gli attacchi:

in verticale 560 mm (fisso)

in orizzontale 800 mm (può essere ridotto al momento dell'ordine)

Wall mounted towel-warmer, with three horizontal pipes, with inlet valve, with ECCELSA handle and outlet valve without handle, with air drain

Distance between connection:

in vertical 560 mm (fixed);

in horizontal 800 mm (can be shortened at order moment)

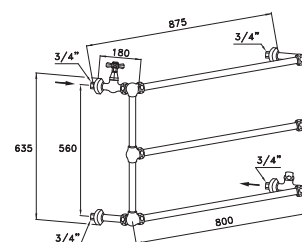
Sèche serviettes à 3 barres avec robinet d'entrée poignée ECCELSA et robinet de sortie à capuchon fermé, avec purgeur

Entraxe verticale (fixe): 560 mm

Entraxe horizontale (variable): 800 mm



	EC 07000	CR00	1326,00
CROMO- CHROME			
NICHEL-NICKEL		NI00	1800,00
NICHEL PVD-NICKEL PVD		PV02	2202,00
NICHEL SPAZ - NICKEL MATTE - NICKEL MAT		NI01	1890,00
OTTONE PVD - BRASS PVD - LAITON PVD		PV01	2202,00
ORO - GOLD - OR 24 CARATS		AU00	6527,00
ORO ROSA - ROSE GOLD- OR ROSE		AU02	5222,00
ARGENTO - SILVER - ARGENT		AG00	5872,00
BRONZO - BRONZE		BZ00	2202,00
BRONZO SCURO -DARK BRONZE - BRONZE NOIR		BZ01	2202,00



ECCELSA 983B - 3/4"

Scaldabiancheria a parete con valvolina di sfogo d'aria a quattro tubi orizzontali, con rubinetto di entrata con maniglia ECCELSA e con rubinetto di uscita a cappuccio chiuso

Interasse tra gli attacchi:

in verticale 690 mm (fisso);

in orizzontale 800 mm (può essere ridotto al momento dell'ordine)

Wall mounted towel-warmer, with four horizontal pipes, with inlet valve, with ECCELSA handle and outlet valve without handle, with air drain

Distance between connection:

in vertical 690 mm (fixed);

in horizontal 800 mm (can be shortened at order moment)

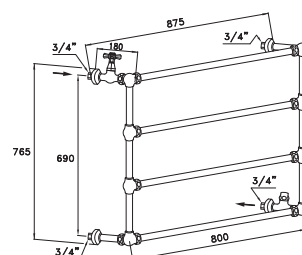
Sèche serviettes à 4 barres avec robinet d'entrée poignée ECCELSA et robinet de sortie à capuchon fermé, avec purgeur

Entraxe verticale (fixe): 690 mm

Entraxe horizontale (variable): 800 mm



	EC 07001	CR00	1677,00
CROMO- CHROME			
NICHEL-NICKEL		NI00	2278,00
NICHEL PVD-NICKEL PVD		PV02	2786,00
NICHEL SPAZ - NICKEL MATTE - NICKEL MAT		NI01	2392,00
OTTONE PVD - BRASS PVD - LAITON PVD		PV01	2786,00
ORO - GOLD - OR 24 CARATS		AU00	8302,00
ORO ROSA - ROSE GOLD- OR ROSE		AU02	6642,00
ARGENTO - SILVER - ARGENT		AG00	7472,00
BRONZO - BRONZE		BZ00	2786,00
BRONZO SCURO -DARK BRONZE - BRONZE NOIR		BZ01	2786,00



981A - 3/4"

Scaldabiancheria a parete con valvolina di sfogo d'aria a tre tubi orizzontali, senza rubinetto di entrata né di uscita

Interasse tra gli attacchi:

in verticale 560 mm (fisso);

in orizzontale 800 mm (può essere ridotto al momento dell'ordine)

Wall mounted towel-warmer, with three horizontal ipes, without inlet and outlet valves, with air drain

Distance between connection:

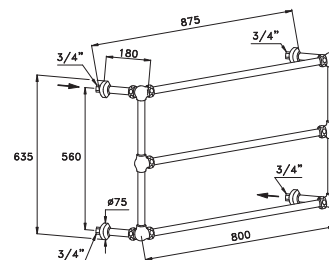

in vertical 560 mm (fixed);

in horizontal 800 mm (can be shortened at order moment)

Sèche serviettes à 3 barres sans robinets, avec purgeur

Entraxe verticale (fixe): 560 mm

Entraxe horizontale (variable): 800 mm



	UN 07002	CR00	964,00
CROMO- CHROME			
NICHEL-NICKEL		NI00	1304,00
NICHEL PVD- NICKEL PVD		PV02	1550,00
NICHEL SPAZ - NICKEL MATTE - NICKEL MAT		NI01	1369,00
OTTONE PVD - BRASS PVD - LAITON PVD		PV01	1550,00
ORO - GOLD - OR 24 CARATS		AU00	4905,00
ORO ROSA - ROSE GOLD- OR ROSE		AU02	3434,00
ARGENTO - SILVER - ARGENT		AG00	4310,00
BRONZO - BRONZE		BZ00	1550,00
BRONZO SCURO -DARK BRONZE - BRONZE NOIR		BZ01	1550,00

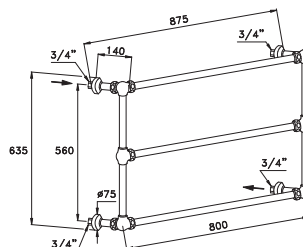

981AR - 3/4"

Come 981A ma con raccordi a parete ridotti

Distanza da parete mm 140

Wall mounted towel-warmer, with three horizontal pipes, without inlet and outlet valves, with air drain and reduced wall-connectors. Distance from the wall: 140 mm

Sèche serviettes à 3 barres sans robinets, avec purgeur. Raccords réduits pour une saillie du mur de 140 mm



	UN 07003	CR00	955,00
CROMO- CHROME			
NICHEL-NICKEL		NI00	1297,00
NICHEL PVD- NICKEL PVD		PV02	1544,00
NICHEL SPAZ - NICKEL MATTE - NICKEL MAT		NI01	1361,00
OTTONE PVD - BRASS PVD - LAITON PVD		PV01	1544,00
ORO - GOLD - OR 24 CARATS		AU00	4897,00
ORO ROSA - ROSE GOLD- OR ROSE		AU02	3428,00
ARGENTO - SILVER - ARGENT		AG00	4303,00
BRONZO - BRONZE		BZ00	1544,00
BRONZO SCURO -DARK BRONZE - BRONZE NOIR		BZ01	1544,00

981E

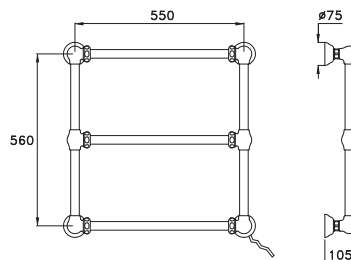
Scaldasalviette elettrico a parete interamente in ottone. Modello a 3 tubi orizzontali. Funzionamento a 230 V.

Electric towel-warmer made of brass. Model with 3 horizontal brass pipes. Operates at 230V.

Sèche serviette électrique murale en laiton. modèle à 3 barres horizontal. Fonctionnement à 230 V



	UN 07200	CR00	1533,00
CROMO- CHROME			
NICHEL-NICKEL		NI00	2039,00
NICHEL PVD- NICKEL PVD		PV02	2453,00
NICHEL SPAZ - NICKEL MATTE - NICKEL MAT		NI01	2131,00
OTTONE PVD - BRASS PVD - LAITON PVD		PV01	2453,00
ORO - GOLD - OR 24 CARATS		AU00	5213,00
ORO ROSA - ROSE GOLD- OR ROSE		AU02	4109,00
ARGENTO - SILVER - ARGENT		AG00	4967,00
BRONZO - BRONZE		BZ00	2453,00
BRONZO SCURO -DARK BRONZE - BRONZE NOIR		BZ01	2453,00



983A - 3/4"

Scaldabiancheria a parete con valvolina di sfogo d'aria a quattro tubi orizzontali senza rubinetto di entrata né di uscita

Interasse tra gli attacchi:

in verticale 690 mm (fisso);
in orizzontale 800 mm (può essere ridotto al momento dell'ordine)

Wall mounted towel-warmer, with four horizontal pipes, without inlet and outlet valves, with air drain

Distance between connection:

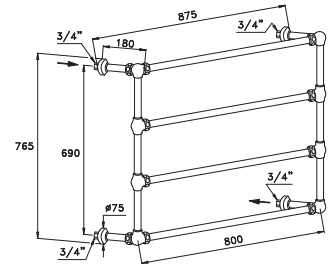
in vertical 690 mm (fixed);
in horizontal 800 mm (can be shortened at order moment)

Sèche serviettes à 4 barres sans robinets, avec purgeur:

Entraxe verticale (fixe): 690 mm
Entraxe horizontale (variable): 800 mm



	UN 07004 CR00	1248,00
CROMO - CHROME	NI00	1706,00
NICHEL-NICKEL	PV02	2022,00
NICHEL PVD - NICKEL PVD	NI01	1791,00
NICHEL SPAZ - NICKEL MATTE - NICKEL MAT	PV01	2022,00
OTTONE PVD - BRASS PVD - LAITON PVD	AU00	6376,00
ORO - GOLD - OR 24 CARATS	AU02	4464,00
ORO ROSA - ROSE GOLD- OR ROSE	AG00	5614,00
ARGENTO - SILVER - ARGENT	BZ00	2022,00
BRONZO - BRONZE	BZ01	2022,00
BRONZO SCURO - DARK BRONZE - BRONZE NOIR		



983AR - 3/4"

Scaldabiancheria a parete con valvolina di sfogo d'aria a quattro tubi orizzontali, con rubinetto di entrata con maniglia Italica e con rubinetto di uscita a cappuccio chiuso

Interasse tra gli attacchi:

in verticale 690 mm (fisso);
in orizzontale 800 mm (può essere ridotto al momento dell'ordine)

Wall mounted towel-warmer, with four horizontal pipes, with inlet valve, with Italica handle and outlet valve without handle, with air drain

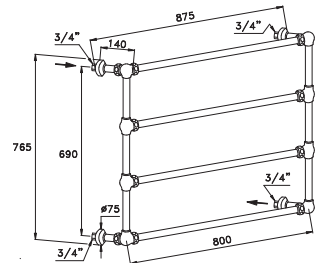
Distance between connection:

in vertical 690 mm (fixed);
in horizontal 800 mm (can be shortened at order moment)

Sèche serviettes à 4 barres sans robinets, avec purgeur. Raccords réduits pour une saillie du mur de 140 mm



	UN 07005 CR00	1241,00
CROMO - CHROME	NI00	1698,00
NICHEL-NICKEL	PV02	2013,00
NICHEL PVD - NICKEL PVD	NI01	1783,00
NICHEL SPAZ - NICKEL MATTE - NICKEL MAT	PV01	2013,00
OTTONE PVD - BRASS PVD - LAITON PVD	AU00	6371,00
ORO - GOLD - OR 24 CARATS	AU02	4460,00
ORO ROSA - ROSE GOLD- OR ROSE	AG00	5606,00
ARGENTO - SILVER - ARGENT	BZ00	2013,00
BRONZO - BRONZE	BZ01	2013,00
BRONZO SCURO - DARK BRONZE - BRONZE NOIR		



983E

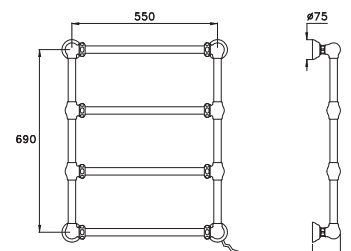
Scaldasalviette elettrico a parete interamente in ottone. Modello a 4 tubi orizzontali. Funzionamento a 230 V.

Electric towel-warmer made of brass. Model with 4 horizontal brass pipes. Operates at 230V.

Sèche serviette électrique murale en laito. Modèle à 4 barres horizontal. Fonctionnement à 230 V



	UN 07300 CR00	1589,00
CROMO - CHROME	NI00	2114,00
NICHEL-NICKEL	PV02	2543,00
NICHEL PVD - NICKEL PVD	NI01	2209,00
NICHEL SPAZ - NICKEL MATTE - NICKEL MAT	PV01	2543,00
OTTONE PVD - BRASS PVD - LAITON PVD	AU00	5403,00
ORO - GOLD - OR 24 CARATS	AU02	4259,00
ORO ROSA - ROSE GOLD- OR ROSE	AG00	5149,00
ARGENTO - SILVER - ARGENT	BZ00	2543,00
BRONZO - BRONZE	BZ01	2543,00
BRONZO SCURO - DARK BRONZE - BRONZE NOIR		



ECCELSA



ACCESSORI ACCESSOIRES ACCESSORIES

pag 406

TIMEASTER



Nel 1982 l'Architetto Carlo Santi, progetta la serie Aster, connubio perfetto tra design e innovazione meccanica integrando il sistema antifrizione Protector™. Oggi nasce TimeAster di Stella, evoluzione tecnica ed estetica con evidenti richiami alla meccanica di precisione dell'orologeria più tecnologicamente sofisticata ed apprezzata.

In 1982 Architect Carlo Santi designed Aster Collection, perfectly joining Design and mechanical innovation with the integration of patented Protector™ system. Today TimeAster by Stella represents the natural evolution of that project with clear references to the most sophisticated and appreciated watchmaking factories.

En 1982 l'architecte Carlo Santi, dessine la série Aster, synthèse parfaite entre design et innovation mécanique intégrant le système anti usure Protector®. La naissance aujourd'hui de TimeAster, avec son esthétisme et son évolution technique rappellent la mécanique de précision de l'horlogerie, appréciée pour sa technologie sophistiquée.

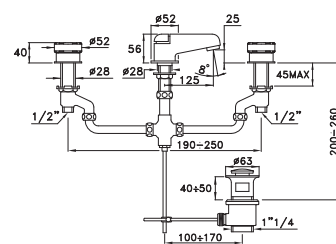


TIMEASTER 3224 -1/2"

Ø52

Gruppo lavabo 3 fori bocca bassa maniglia dm 52mm completo di scarico
 Three hole washbasin low spout handle diameter 52 mm with pop up waste
 Mélangeur de lavabo 3 trous avec bec bas fixe et vidage, poignée diam 52

CROMO- CHROME	TA 00011 CR00	1190,00
ORO - GOLD - OR 24 CARATS	AU00	2356,00

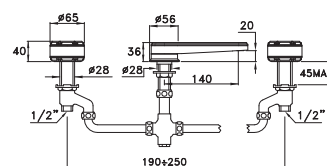


TIMEASTER 3223 -1/2"

Ø65

Gruppo lavabo 3 fori bocca bassa maniglia tonda dm 65mm senza scarico.
 Three hole washbasin low spout round handle diameter 65 mm without pop up waste
 Mélangeur de lavabo 3 trous avec bec bas fixe sans vidage, poignée lisse diam 65.

CROMO- CHROME	TL 00021 CR00	1731,00
ORO - GOLD - OR 24 CARATS	AU00	2897,00

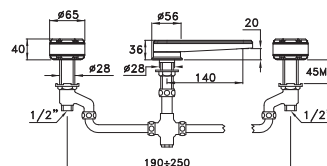


TIMEASTER 3223 -1/2"

Ø65

Gruppo lavabo 3 fori bocca bassa maniglia con razze dm 65mm senza scarico.
 Three hole washbasin low spout spoke handle diameter 65 mm without pop up waste.
 Mélangeur de lavabo 3 trous avec bec bas fixe sans vidage, poignée à ergots diam 65

CROMO- CHROME	TD 00021 CR00	1875,00
ORO - GOLD - OR 24 CARATS	AU00	3041,00

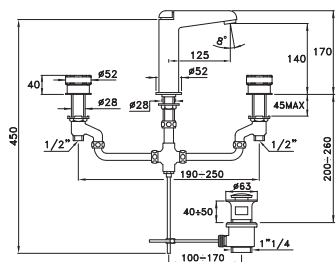


TIMEASTER 3225 -1/2"

Ø52

Gruppo lavabo 3 fori bocca alta girevole e maniglia dm 52mm completo di scarico
 Three hole washbasin high spout handle diameter 52 mm with pop up waste
 Mélangeur de lavabo 3 trous avec bec haut orientable et vidage, poignée diam 52

CROMO- CHROME	TA 00015 CR00	1226,00
ORO - GOLD - OR 24 CARATS	AU00	2427,00



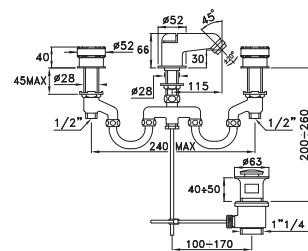


TIMEASTER 3601 -1/2"

Ø52

Gruppo bidet 3 fori bocca bassa maniglia dm 52mm completo di scarico.
 Three hole bidet handle diameter 52 mm with pop up waste
 Mélangeur de bidet 3 trous avec bec bas à jet orientable et vidage, poignée diam 52

CROMO- CHROME	TA 00201 CR00	1226,00
ORO - GOLD - OR 24 CARATS	AU00	2427,00

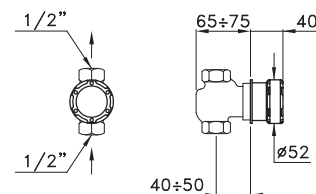


TIMEASTER 0/154 -1/2"

Ø52

Rubinetto incasso maniglia dm 52mm
 Concealed straight control valve 52 mm diameter.
 Robinet droit à encastrer arrivée femelle, poignée diam 52

CROMO- CHROME	TA 01100 CR00	512,00
ORO - GOLD - OR 24 CARATS	AU00	921,00

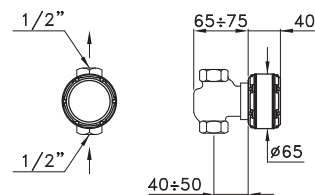


TIMEASTER 0/154 -1/2"

Ø65

Rubinetto incasso maniglia tonda dm 65mm
 Concealed straight control valve 65 mm diameter round handle.
 Robinet droit à encastrer arrivée femelle, poignée lisse diam 65

CROMO- CHROME	TL 01100 CR00	642,00
ORO - GOLD - OR 24 CARATS	AU00	1057,00

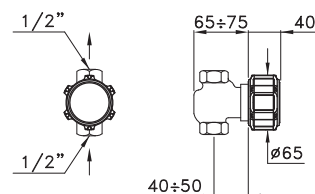


TIMEASTER 0/154 -1/2"

Ø65

Rubinetto incasso maniglia a razze dm 65mm
 Concealed straight control valve 65 mm diameter spoke handle.
 Robinet droit à encastrer arrivée femelle, poignée à ergots diam 65

CROMO- CHROME	TD 01100 CR00	714,00
ORO - GOLD - OR 24 CARATS	AU00	1128,00

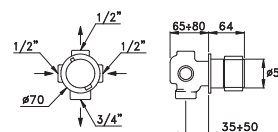


TIMEASTER 0/150 -1/2"



Deviatore per vasca doccia, per installazione da incasso a parete, con deviazione manuale
Concealed manual bath-shower diverter
Inverseur à encastrer bain douche 2 voies, à commande manuelle

CROMO- CHROME	BT 01200 CR00	247,00
ORO - GOLD - OR 24 CARATS	AU00	469,00



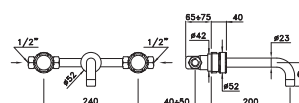
TIMEASTER 3861 -1/2"

Ø52



Gruppo lavabo incasso con congiunzioni interne non montate maniglia dm 52mm
Concealed wall-mounted twin-control washbasin mixer, handle diameter 52
Mélangeur à encastrer à têtes traditionnelles pour lavabo, poignée diam 52

CROMO- CHROME	TA 01003 CR00	1080,00
ORO - GOLD - OR 24 CARATS	AU00	2268,00



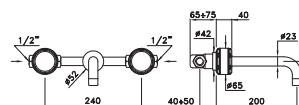
TIMEASTER 3861 -1/2"

Ø65



Gruppo lavabo incasso, maniglia dm 52mm
Concealed wall-mounted twin-control washbasin mixer, handle diameter 52
Mélangeur à encastrer à têtes traditionnelles pour lavabo, poignée diam 52

CROMO- CHROME	TL 01003 CR00	1338,00
ORO - GOLD - OR 24 CARATS	AU00	2810,00



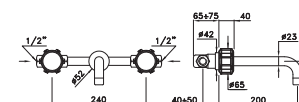
TIMEASTER 3861 -1/2"

Ø65



Gruppo lavabo incasso, maniglia dm 65 mm
Concealed wall-mounted twin-control washbasin mixer, spoke handle diameter 65
Mélangeur à encastrer à têtes traditionnelles pour lavabo, poignée à ergots diam 65

CROMO- CHROME	TD 01003 CR00	1483,00
ORO - GOLD - OR 24 CARATS	AU00	3113,00



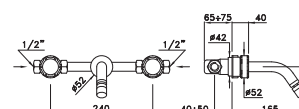
TIMEASTER 3868 -1/2"

Ø52



Gruppo lavabo incasso con congiunzioni interne non montate maniglia dm 52mm
Concealed wall-mounted twin-control washbasin mixer, handle diameter 52
Mélangeur à encastrer à têtes traditionnelles pour lavabo, poignée diam 52

CROMO- CHROME	TA 01005 CR00	1080,00
ORO - GOLD - OR 24 CARATS	AU00	2268,00



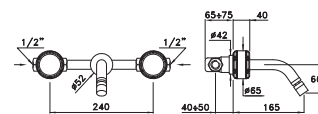


TIMEASTER 3868 -1/2"

Ø65

Gruppo lavabo incasso con congiunzioni interne non montate maniglia dm 52mm
 Concealed wall-mounted twin-control washbasin mixer, handle diameter 52
 Mélangeur à encastrer à têtes traditionnelles pour lavabo, poignée diam 52

CROMO- CHROME	TL 01005 CR00	1338,00
ORO - GOLD - OR 24 CARATS	AU00	2810,00

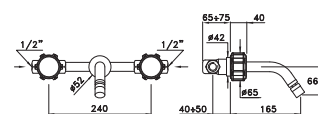


TIMEASTER 3868 -1/2"

Ø65

Gruppo lavabo incasso con congiunzioni interne non montate maniglia con razze dm 65mm
 Concealed wall-mounted twin-control washbasin mixer and spoke handle diameter 65
 Mélangeur à encastrer à têtes traditionnelles pour lavabo, poignée à ergots diam 65

CROMO- CHROME	TD 01005 CR00	1483,00
ORO - GOLD - OR 24 CARATS	AU00	3113,00

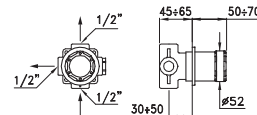


TIMEASTER 0/153 -1/2"

Ø52

Deviatore/rubinetto per doccia a 2 vie per installazione da incasso, maniglia dm 52mm
 Two way diverter/shower tap for built-in installation, 52 mm diameter
 Robinet/inverseur encastré à 2 sorties pour douche, poignée diam 52.

CROMO- CHROME	TA 01202 CR00	691,00
ORO - GOLD - OR 24 CARATS	AU00	1450,00

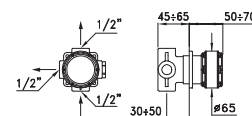


TIMEASTER 0/153 -1/2"

Ø65

Deviatore/rubinetto per doccia a 2 vie per installazione da incasso, maniglia tonda dm 65mm
 Two way diverter/shower tap for built-in installation, 65 mm diameter round handle.
 Robinet/inverseur encastré à 2 sorties pour douche, poignée lisse diam 65

CROMO- CHROME	TL 01202 CR00	820,00
ORO - GOLD - OR 24 CARATS	AU00	1723,00

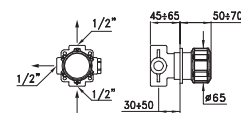


TIMEASTER 0/153 -1/2"

Ø65

Deviatore/rubinetto per doccia a 2 vie per installazione da incasso, maniglia con razze dm 65mm
 Two way diverter/shower tap for built-in installation, 65 mm diameter spoke handle.
 Robinet/inverseur encastré à 2 sorties pour douche, poignée à ergots diam 65

CROMO- CHROME	TD 01202 CR00	892,00
ORO - GOLD - OR 24 CARATS	AU00	1874,00

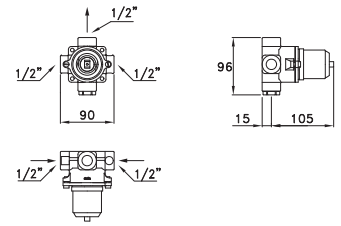




3292MC - 1/2"

Corpo incasso per miscelatore monocomando per doccia
 Built-in unit for single-command shower mixer
 Corps encastré pour mitigeur mono commande de douche

BRONZO - BRONZE UN 01400 0000 175,00

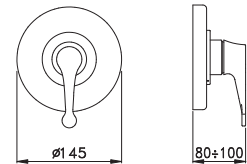


TIMEASTER 3292MC PV -1/2"

Parti in vista per miscelatore monocomando per doccia
 Da vendere unitamente al corpo incasso cod.UN 01400 0000
 Exposed parts for single-command shower mixer
 To be installed on built-in part code UN 01400 0000

Façade apparente pour mitigeur monocommande de douche
 A installer sur la partie encastrée UN 01400 0000

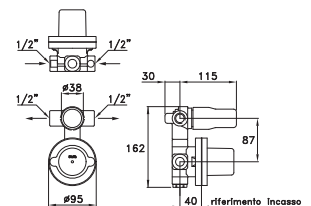
CROMO- CHROME CT 01410 CR00 287,00
 ORO - GOLD - OR 24 CARATS AU00 978,00



3254MC - 1/2"

Gruppo incasso per 3254MC
 Concealed body for 3254MC
 Partie encastrée pour 3254MC

BRONZO - BRONZE UN 01401 0000 291,00



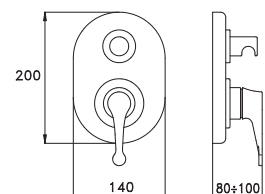
TIMEASTER 3254MC PV -1/2"

Parti in vista per 3254, gruppo miscelatore per vasca doccia da incasso con deviatore a ritorno automatico. Da abbinare al corpo incasso cod.UN014010000

Concealed wall mounted single-handle bath & shower mixer,diverter with automatic return to bath position.To be installed on built-in part code UN014010000

Mitigeur monocommande à encastrer pour bain douche avec inverseur automatique.
 A installer sur la partie encastrée UN014010000

CROMO- CHROME CT 01405 CR00 302,00
 ORO - GOLD - OR 24 CARATS AU00 1029,00



TIMEASTER 3267 -1/2"

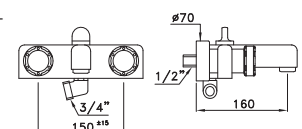
Ø52

Gruppo per vasca doccia per installazione esterna a parete, con deviatore a ritorno automatico. Maniglia dm 52mm

Exposed wall-mounted bath & shower mixer with automatic return to bath position diverter

Mélangeur bain-douche mural apparent avec inverseur automatique et raccords muraux excen-trés, poignée diam 52.

CROMO- CHROME TA 02000 CR00 1731,00
 ORO - GOLD - OR 24 CARATS AU00 3634,00





TIMEASTER 3267 -1/2"

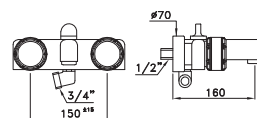
Ø65

Gruppo per vasca doccia per installazione esterna a parete, con deviatore a ritorno automatico. Maniglia tonda dm 65mm

Exposed wall-mounted bath & shower mixer with automatic return to bath position diverter and round handle diameter 65mm.

Mélangeur bain-douche mural apparent avec inverseur automatique et raccords muraux excentrés, poignée lisse diam 65,

CROMO- CHROME	TL 02000 CR00	1988,00
ORO - GOLD - OR 24 CARATS	AU00	4175,00



TIMEASTER 3267 -1/2"

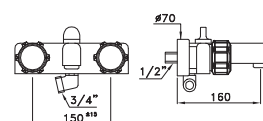
Ø65

Gruppo per vasca doccia per installazione esterna a parete, con deviatore a ritorno automatico. Maniglia con razze dm 65mm

Exposed wall-mounted bath & shower mixer with automatic return to bath position diverter and spoke handle diameter 65mm.

Mélangeur bain-douche mural apparent avec inverseur automatique et raccords muraux excentrés, poignée à ergots diam 65

CROMO- CHROME	TD 02000 CR00	2133,00
ORO - GOLD - OR 24 CARATS	AU00	4478,00



TIMEASTER 3267RG -1/2"

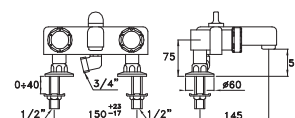
Ø52

Gruppo per vasca doccia per installazione su bordo vasca con deviatore a ritorno automatico. Non corredato di complementi doccia. Maniglia dm 52mm

Exposed bath & shower mixer with RG unions for bath deck-mounting, automatic return to bath position diverter.

Mélangeur bain-douche apparent avec raccords sur gorge pour installation sur le bord de la baignoire. Inverseur automatique, poignée diam 52

CROMO- CHROME	TA 02001 CR00	1799,00
ORO - GOLD - OR 24 CARATS	AU00	3778,00



TIMEASTER 3267RG -1/2"

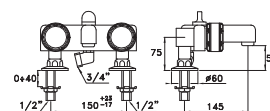
Ø65

Gruppo per vasca doccia per installazione su bordo vasca con deviatore a ritorno automatico. Maniglia tonda dm 65mm

Exposed bath & shower mixer with RG unions for bath deck-mounting, automatic return to bath position diverter and round handle diameter 65mm.

Mélangeur bain-douche apparent avec raccords sur gorge pour installation sur le bord de la baignoire. Inverseur automatique, poignée lisse diam 65

CROMO- CHROME	TL 02001 CR00	2056,00
ORO - GOLD - OR 24 CARATS	AU00	4318,00



TIMEASTER 3267RG -1/2"

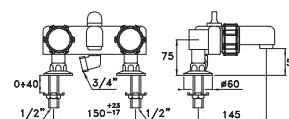
Ø65

Gruppo per vasca doccia per installazione su bordo vasca con deviatore a ritorno automatico. Maniglia con razze dm 65mm

Exposed bath & shower mixer with RG unions for bath deck-mounting, automatic return to bath position diverter and spoke handle diameter 65mm.

Mélangeur bain-douche apparent avec raccords sur gorge pour installation sur le bord de la baignoire. Inverseur automatique, poignée à ergots diam 65.

CROMO- CHROME	TD 02001 CR00	2201,00
ORO - GOLD - OR 24 CARATS	AU00	4621,00







TIMEASTER 3267/CL306 -1/2"

Ø52

Gruppo per vasca doccia per installazione da pavimento con deviatore a ritorno automatico. Maniglia dm 52mm

Exposed bath & shower mixer with with free-standing floor legs , automatic return to bath position diverter.

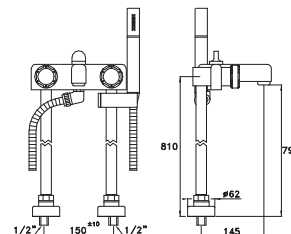
Mélangeur bain-douche apparent avec colonnes au sol. Inverseur automatique, poignée diam 52, ensemble de douchette

CROMO- CHROME

TA 02006 CR00 2175,00

ORO - GOLD - OR 24 CARATS

AU00 4566,00



TIMEASTER 3267/CL306 -1/2"

Ø65

Gruppo per vasca doccia per installazione da pavimento con deviatore a ritorno automatico. Non corredato di complementi doccia. Maniglia tonda dm 65mm

Exposed bath & shower mixer with free-standing floor legs, automatic return to bath position diverter and round handle diameter 65mm.


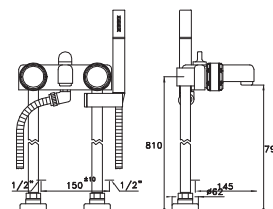
Mélangeur bain-douche apparent avec colonnes au sol. Inverseur automatique, poignée lisse diam 65, ensemble de douchette

CROMO- CHROME

TL 02006 CR00 2432,00

ORO - GOLD - OR 24 CARATS

AU00 5107,00



TIMEASTER 3267/CL306 -1/2"

Ø65

Gruppo per vasca doccia per installazione da pavimento con deviatore a ritorno automatico. Non corredato di complementi doccia. Maniglia con razze dm 65mm

Exposed bath & shower mixer with free-standing floor legs, automatic return to bath position diverter and spoke handle diameter 65mm.

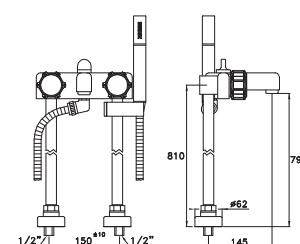
Mélangeur bain-douche apparent avec colonnes au sol. Inverseur automatique, poignée à ergots diam 65, ensemble de douchette

CROMO- CHROME

TD 02006 CR00 2577,00

ORO - GOLD - OR 24 CARATS

AU00 5410,00



Completamenti

Completions

Compléments



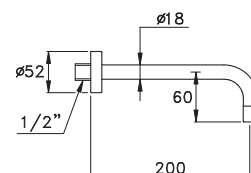
861 - 1/2"

Bocca di erogazione a parete con rompigetto aeratore all'uscita e diametro tubo 23 mm (sporgenza da parete a centro uscita 200 mm)

Wall mounted spout with aerator and spout diameter 23 mm
Projection from wall to outlet: 200 mm

Bec mural fixe diameter 23 mm. Mousseur Saïlle 200 mm

CROMO- CHROME	UN 09004 CR00	93,00
ORO - GOLD - OR 24 CARATS	AU00	325,00



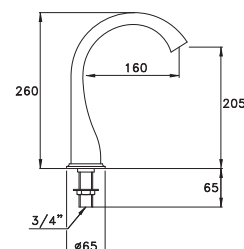
0/256

Bocca di erogazione

Bath spout

Bec haute à poser

CROMO- CHROME	UN 09008 CR00	211,00
ORO - GOLD - OR 24 CARATS	AU00	718,00



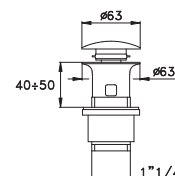
358

Scarico 1"1/4 per lavabo o bidet con apertura e chiusura del tappo a scatto con comando a pressione

Drain 1"1/4 for basin or bidet with spring-opening and closing with push control

Vidage pour lavabo ou bidet avec commande à pression, type "clac-clac"

CROMO- CHROME	UN 09200 CR00	79,00
ORO - GOLD - OR 24 CARATS	AU00	277,00



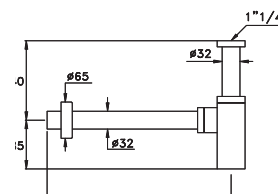
461T

Sifone a "bottiglia"; profilo tondo

Round bottle trap

Siphon bouteille rond

CROMO- CHROME	UN 09402 CR00	125,00
ORO - GOLD - OR 24 CARATS	AU00	425,00



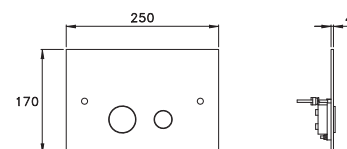
3820

Placca per cassetta di scarico. Compatibile con i sistemi Geberit Sigma UP320 e UP720.

WC Control plate. Compatible with Geberit Sigma systems UP320 e UP720.

Plaque en laiton massif double touche. Compatible avec système Geberit Sigma UP320 et UP720

CROMO- CHROME	UN 09500 CR00	345,00
ORO - GOLD - OR 24 CARATS	AU00	1207,00



Docce

Shower

Douches



303BIS

Braccio doccia

Shower arm

Bras de douche

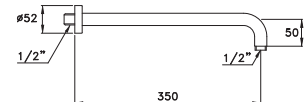
CROMO- CHROME

UN 03204 CR00 114,00

ORO - GOLD - OR 24 CARATS

AU00

388,00



311T

Braccio doccia da soffitto

Ceiling shower arm

Bras de douche plafond

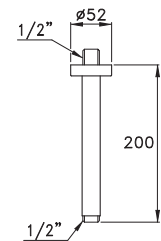
CROMO- CHROME

UN 03215 CR00 114,00

ORO - GOLD - OR 24 CARATS

AU00

388,00



311TAR

Braccio doccia da soffitto, lunghezza a richiesta

Ceiling mounted shower arm, lenght on request

Bras de douche de plafond, longueur sur demande

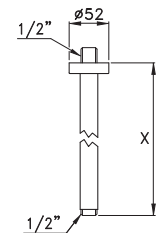
CROMO- CHROME

UN 03216 CR00 144,00

ORO - GOLD - OR 24 CARATS

AU00

490,00



316A-200

Soffione a pioggia, modello sottile, con fondello smontabile a sistema anticalcare, orientabile con raccordo a snodo sferico - Ø 200 mm

Rain shower head, thin model, removable antilimestone system base, swinging ball-joint union, diameter 200 mm

Pomme de douche orientable à rotule, diamètre 200mm, équipée d'un système anti-calcaire

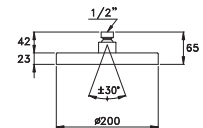
CROMO- CHROME

UN 03005 CR00 318,00

ORO - GOLD - OR 24 CARATS

AU00

1082,00



316A-300

Soffione a pioggia, modello sottile, con fondello smontabile a sistema anticalcare, orientabile con raccordo a snodo sferico - Ø 300 mm

Rain shower head, thin model, removable antilimestone system base, swinging ball-joint union, diameter 300 mm

Pomme de douche orientable à rotule, diamètre 300mm, équipée d'un système anti-calcaire

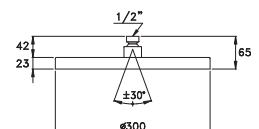
CROMO- CHROME

UN 03006 CR00 608,00

ORO - GOLD - OR 24 CARATS

AU00

2068,00

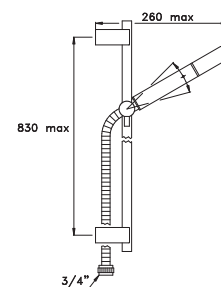




302

Doccia a mano completa di asta a parete
 Shower hand-held and wall mounted slide bar
 Ensemble de douche sur barre

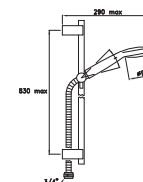
CROMO- CHROME	TT 03100 CR00	238,00
ORO - GOLD - OR 24 CARATS	AU00	893,00



302 G1

Doccia a mano monogetto completa di asta a parete
 Single-jet spray head and wall mounted slide bar
 Douchette mono jet avec grille anti-calcaire et clapet anti-retour

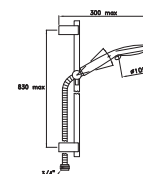
CROMO- CHROME	UN 03101 CR00	266,00
---------------	----------------------	---------------



302 G3

Doccia a mano tre getti completa di asta a parete
 3-jet spray head and wall mounted slide bar
 Douchette 3 jets avec grille anti-calcaire, clapet anti-retour.

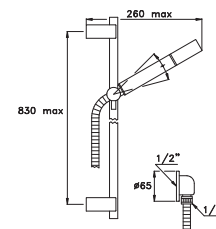
CROMO- CHROME	UN 03102 CR00	297,00
---------------	----------------------	---------------



302A

Doccia a mano completa di asta a parete e presa di alimentazione a parete
 Shower hand-held and wall mounted slide bar and wall intake
 Ensemble de douche sur barre avec coude de sortie

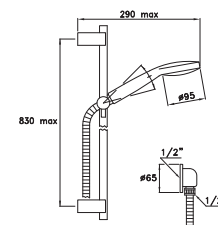
CROMO- CHROME	TT 03103 CR00	263,00
ORO - GOLD - OR 24 CARATS	AU00	978,00



302A G1

Doccia a mano monogetto completa di asta a parete e presa di alimentazione a parete
 Single-jet spray head and wall mounted slide bar and wall intake
 Douchette mono jet avec grille anti-calcaire et clapet anti-retour avec coude de sortie

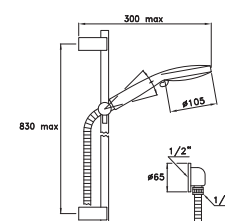
CROMO- CHROME	UN 03104 CR00	290,00
---------------	----------------------	---------------



302A G3

Doccia a mano tre getti completa di asta a parete e presa di alimentazione a parete
 3-jet spray head and wall mounted slide bar and wall intake
 Douchette 3 jets avec grille anti-calcaire et clapet anti-retour avec coude de sortie

CROMO- CHROME	UN 03105 CR00	321,00
---------------	----------------------	---------------



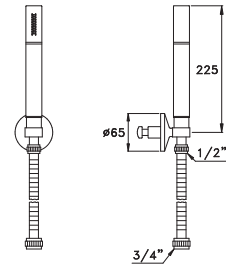


304

Doccia a mano completa di supporto fisso a parete
 Hand spray head with wall bracket
 Ensemble avec douchette et crochet fixe

CROMO- CHROME
 ORO - GOLD - OR 24 CARATS

TT 03106 CRO0 120,00
 AU00 408,00

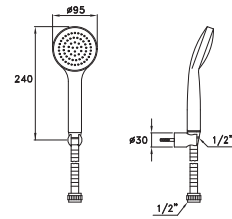


304 G1

Doccia a mano monogetto completa di supporto fisso a parete
 Single-jet spray head with wall bracket
 Douchette mono jet avec crochet fixe

CROMO- CHROME

UN 03107 CRO0 148,00

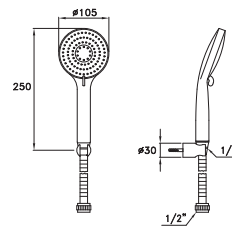


304 G3

Doccia a mano tre getti completa di supporto fisso a parete
 3-jet spray head with wall bracket
 Douchette 3 jets avec crochet fixe

CROMO- CHROME

UN 03108 CRO0 177,00

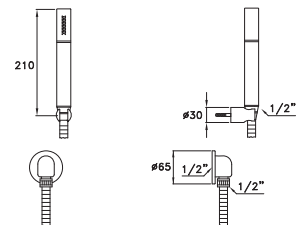


304A

Doccia a mano completa di supporto fisso a parete e presa di alimentazione a parete
 Hand spray head with wall bracket and wall intake
 Ensemble avec douchette, crochet fixe et coude de sortie

CROMO- CHROME
 ORO - GOLD - OR 24 CARATS

TT 03109 CRO0 151,00
 AU00 514,00

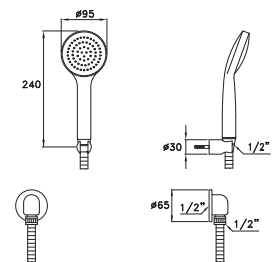


304A G1

Doccia a mano monogetto completa di supporto fisso a parete e presa di alimentazione a parete
 Single-jet spray head with wall bracket and wall intake
 Ensemble avec douchette mono jet, crochet fixe et coude de sortie

CROMO- CHROME

UN 03110 CRO0 178,00

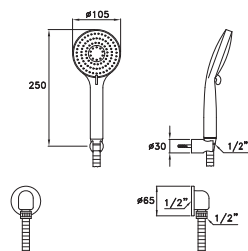


304A G3

Doccia a mano tre getti completa di supporto fisso a parete e presa di alimentazione a parete
 3-jet spray head with wall bracket and wall intake
 Ensemble avec douchette 3 jets, crochet fixe et coude de sortie

CROMO- CHROME

UN 03111 CRO0 210,00



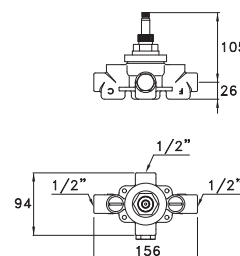
Isomix



IS3293

Parti incasso per figure is3293
 Concealed body for IS3293 thermostatic mixer
 Partie encastrée pour les mitigeurs IS3293

BRONZO - BRONZE **UN 06000 0000 362,00**

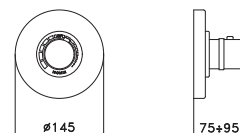


IS3293 P.V.

Parti in vista per miscelatore termostatico modello monoblocco IS3293
 Da installare su parte incasso codice UN 06000 0000
 Visible parts for thermostatic mixer IS 3293 one-piece model
 To be installed on built-in part code UN 06000 0000

Façade pour mitigeur thermostatique.
 A installer sur la partie encastrée UN 06000 0000

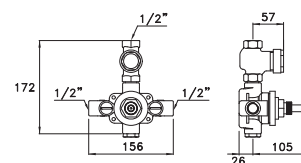
CROMO - CHROME **BT 06010 CR00 264,00**
 ORO - GOLD - OR 24 CARATS AU00 898,00



IS3292

Parti incasso per figure IS3292
 Concealed body for IS3292 thermostatic mixer
 Partie encastrée pour les mitigeurs IS3292

BRONZO - BRONZE **UN 06001 0000 432,00**



IS3292 P.V.

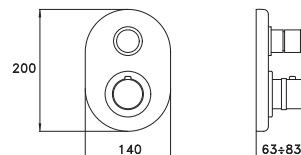
Parti in vista per miscelatore termostatico modello monoblocco IS3292 con rubinetto erogazione
Da installare su parte incasso codice UN 06001 0000

Visible parts for thermostatic mixer IS 3292 one-piece model with tap
To be installed on built-in part code UN 06001 0000

Façade pour mitigeur thermostatique avec robinet de sortie
A installer sur la partie encastrée UN 06001 0000



CROMO - CHROME	BT 06011 CR00	318,00
ORO - GOLD - OR 24 CARATS	AU00	1082,00



IS3294

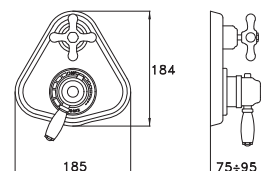
Parti incasso per figure is3294

Concealed body for IS3294 thermostatic mixer

Partie encastrée pour les mitigeurs IS3294



BRONZO - BRONZE	UN 06002 0000	549,00
-----------------	----------------------	---------------



IS3294 P.V.

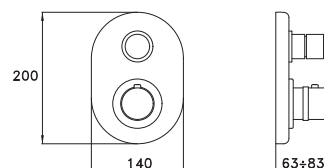
Parti in vista per miscelatore termostatico modello monoblocco IS3294 con rubinetto/deviatore
Da installare su parte incasso codice UN 06002 0000

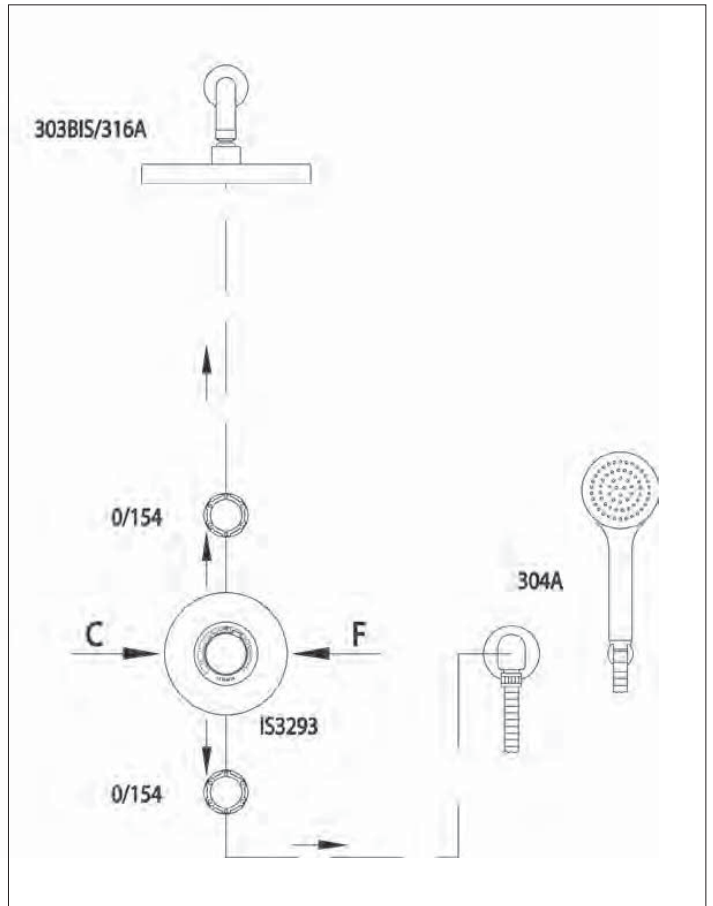
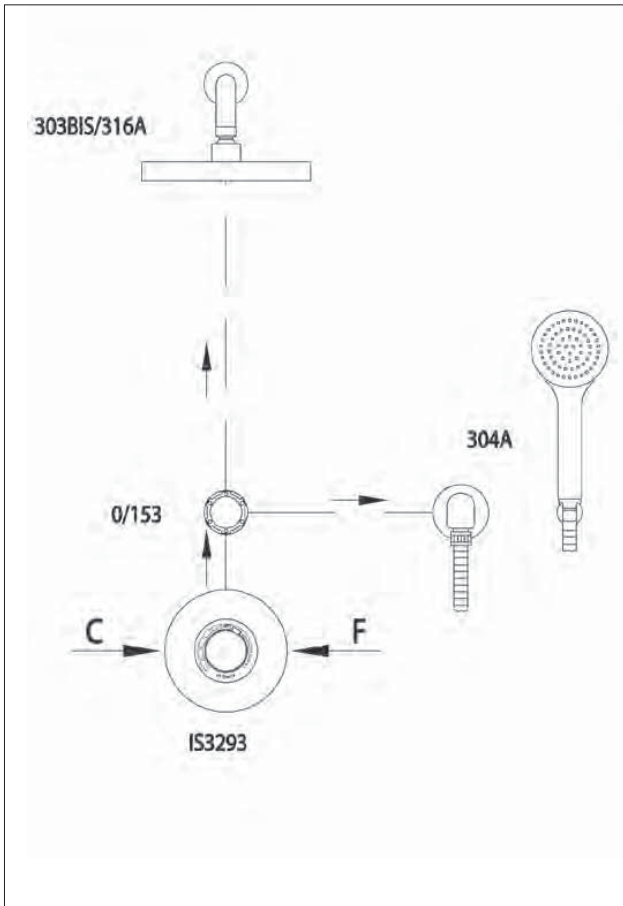
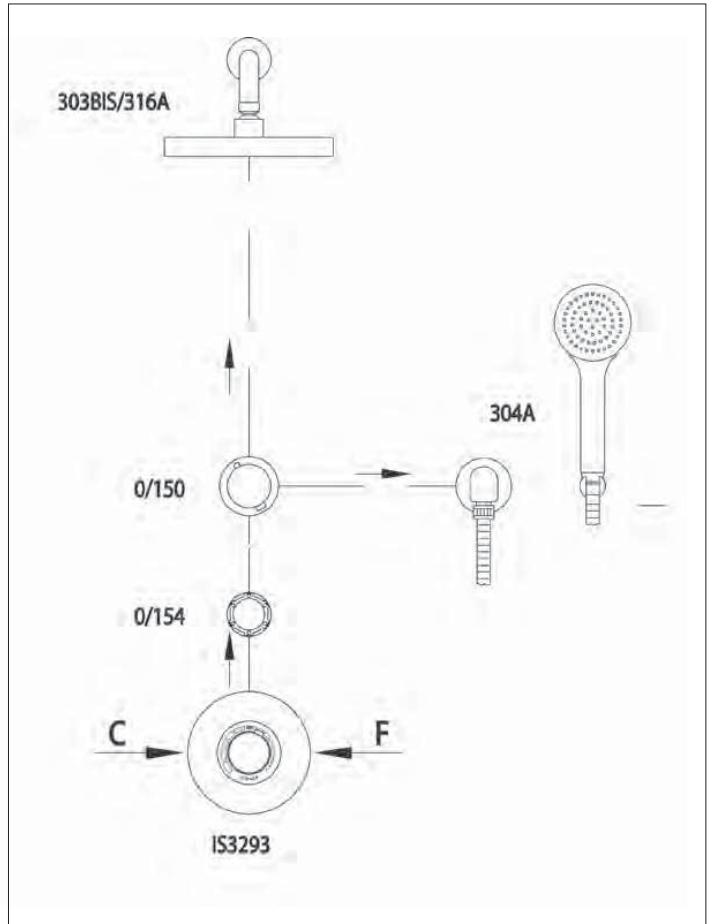
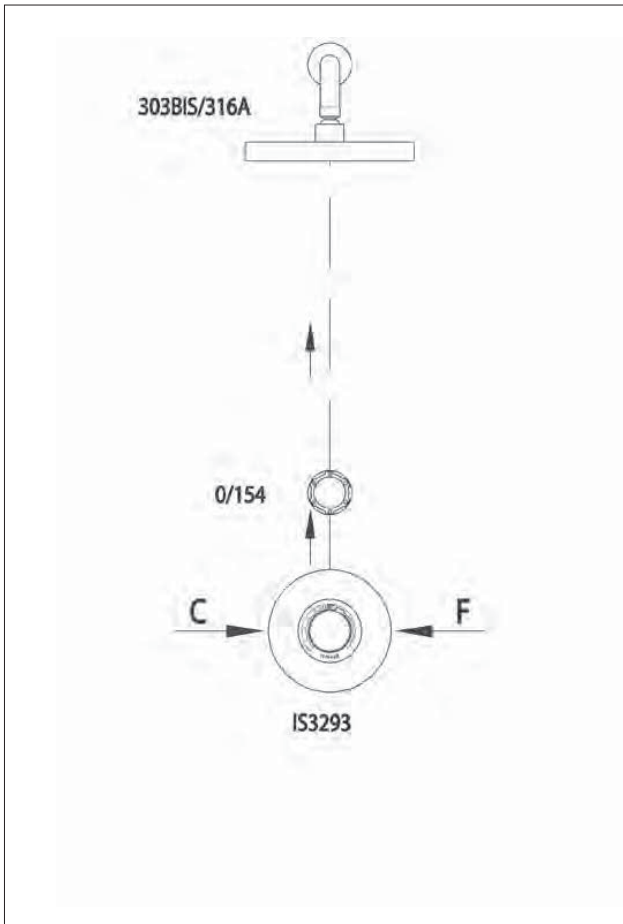
Visible parts for thermostatic mixer IS 3294 one-piece model with two way tap/diverter
To be installed on built-in part code UN 06002 0000

Façade pour mitigeur thermostatique avec robinet/inverseur encastré à 2 sorties pour douche
A installer sur la partie encastrée UN 06002 0000



CROMO - CHROME	BT 06012 CR00	318,00
ORO - GOLD - OR 24 CARATS	AU00	1082,00







ACCESSORI ACCESSOIRES ACCESSORIES

pag 432

ASTER



Design essenziale e raffinato, dall'affidabilità senza pari. La purezza del cerchio dà leggerezza e carattere alla maniglia, elemento centrale della linea, progettata con particolare attenzione all'ergonomia. Un'altissima coerenza formale armonizza nel progetto anche le bocche d'erogazione ed i gruppi da incasso. La serie Aster vanta una soluzione tecnica unica, il meccanismo brevettato Protector. Montato all'interno delle maniglie, permette di chiudere il rubinetto senza mai forzare la guarnizione, riducendone enormemente l'usura ed assicurandone una vita lunghissima.

Essential and stylish design, with unparalleled dependability. The purity of the circle gives the handle personality with a touch of lightness. This is the key element of the collection and has been designed for perfect ergonomics. Absolute harmony in the design makes the spouts a perfect match for the flush-mounted units. Aster boasts the patented Protector mechanism, a unique technical solution. Mounted inside the handles, it enables the tap to be turned off without straining the seal, thus drastically reducing wear and ensuring an extremely long working

Design efficace et raffiné, à la robustesse sans pareil. La pureté du cercle donne sa légèreté et son caractère à la poignée, élément central étudié avec une attention particulière pour l'ergonomie. L'équilibre des formes donne une grande homogénéité allant des becs des mélangeurs, aux robinets à encastrer. Aster propose une solution technique exclusive, le mécanisme breveté Protector. Monté à l'intérieur de la poignée, il permet de fermer le robinet sans jamais forcer sur le clapet, et réduisant ainsi l'usure, il assure au clapet une grande longévité.

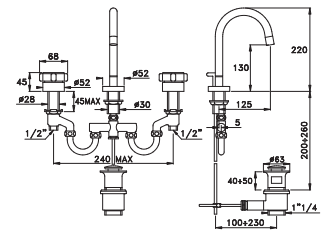


ASTER 3221 -1/2"

Gruppo per lavabo a 3 fori con bocca alta fissa in tubo completo di scarico 1" 1/4.
 Three-hole washbasin mixer with high fixed spout, with pop-up waste 1" 1/4
 Mélangeur de lavabo 3 trous avec bec tube fixe et vidage 1" 1/4

CROMO- CHROME

AT 00026 CR00 625,00

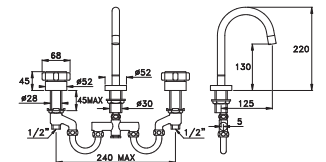


ASTER 3223 -1/2"

Gruppo per lavabo a 3 fori con bocca alta fissa in tubo
 Three-hole washbasin mixer with high fixed spout
 Mélangeur de lavabo 3 trous sans vidage et sans commande de vidage

CROMO- CHROME

AT 00021 CR00 492,00

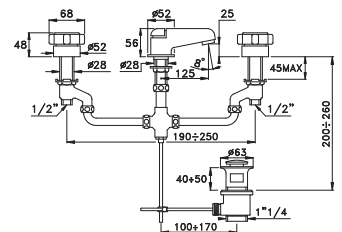


ASTER 3224 -1/2"

Gruppo per lavabo a tre fori con bocca bassa fusa, scarico 1" 1/4
 Three-hole washbasin mixer, low cast spout, pop-up waste 1" 1/4
 Mélangeur de lavabo 3 trous avec bec bas fixe et vidage 1" 1/4

CROMO- CHROME

AT 00011 CR00 547,00

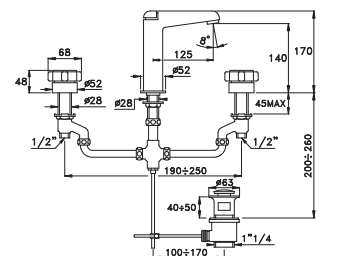


ASTER 3225 -1/2"

Gruppo per lavabo a tre fori con bocca alta fusa orientabile, scarico 1" 1/4
 Three-hole washbasin mixer, high swinging cast spout, pop-up waste 1" 1/4
 Mélangeur de lavabo 3 trous avec bec haut orientable et vidage 1" 1/4

CROMO- CHROME

AT 00015 CR00 641,00

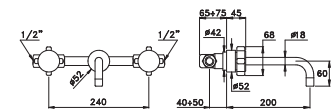


ASTER 3863 -1/2"

Gruppo per lavabo da incasso a parete con congiunzioni interne non montate
 Concealed basin mixer with not assembled internal connections.
 Mélangeur de lavabo mural encastré, livré avec pièces de raccordement non assemblées

CROMO- CHROME

AT 01001 CR00 541,00

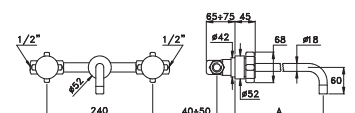


ASTER 3863AR -1/2"

Gruppo con bocca di lunghezza uguale a 100, 300, 400 mm.
 Per ordinare far seguire al numero di codice: /100, /300, /400.
 Concealed basin mixer with projection of the spout of 100, 300,400 mm
 Mélangeur de lavabo mural encastré, livré avec pièces de raccordement non assemblée
 Bec longueur special à 100, 300, 400 mm. Pour ordre faire suivre le code usine de /100, /300, /400

CROMO- CHROME

AT 01002 CR00 672,00

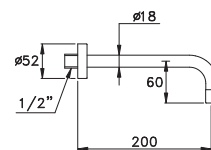


863 - 1/2"

Bocca di erogazione a parete con rompigetto aeratore all'uscita e diametro tubo 18 mm (sporgenza da parete a centro uscita 200 mm)

Wall mounted spout with aerator and spout diameter 18 mm
Projection from wall to outlet: 200 mm

Bec mural fixe diameter 18 mm avec mousseur Saille 200 mm



CROMO- CHROME

UN 09002 CR00 136,00



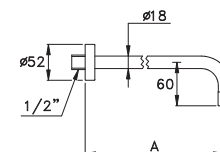
863AR - 1/2"

Bocca di lunghezza uguale a 100, 300, 400 mm
Per ordine far seguire al codice: /100, /300, /400

On request: projection of the spout of 100, 300, 400 mm

Bec longueur pareil à 100, 300, 400 mm

Pour ordre faire suivre le code usine de /100, /300, /400



CROMO- CHROME

UN 09003 CR00 214,00

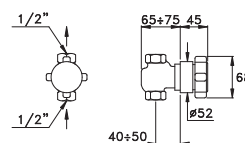
ASTER 0/154 -1/2"

Rubinetto a passaggio diretto per installazione da incasso a parete, con attacchi femmina
Concealed straight control valve with female connections

Robinet droit à encastrer arrivée femelle

CROMO- CHROME

AT 01100 CR00 214,00



ASTER 3600 -1/2"

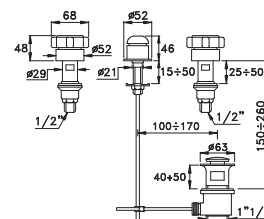
Gruppo per bidet con erogazione dal bordo, scarico 1" 1/4

Three-hole bidet mixer, for edge delivery bidets with pop-up waste 1" 1/4

Batterie pour bidet à gorge avec vidage 1" 1/4

CROMO- CHROME

AT 00200 CR00 396,00



ASTER 3601 -1/2"

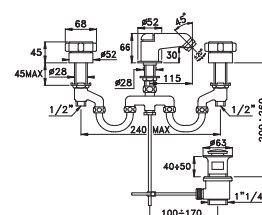
Gruppo per bidet con erogazione dal bordo, scarico 1" 1/4

Three-hole bidet mixer, for edge delivery bidets with pop-up waste 1" 1/4

Mélangeur de bidet 3 trous avec bec bas à jet orientable et vidage 1" 1/4

CROMO- CHROME

AT 00201 CR00 594,00



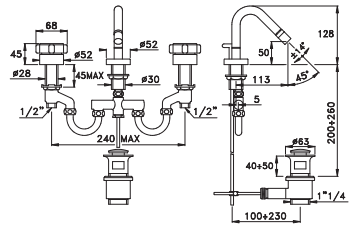


ASTER 3605 -1/2"

Gruppo per bidet a 3 fori, scarico 1"1/4
 Three-hole bidet mixer, pop-up waste 1" 1/4
 Mélangeur de bidet 3 trous avec vidage 1" 1/4

CROMO-CHROME

AT 00205 CR00 608,00

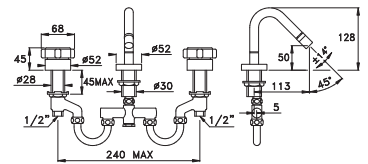


ASTER 3603 -1/2"

Gruppo per bidet a 3 fori, senza scarico e senza comando di scarico
 Three-hole bidet mixer without pop-up waste and pop-up control
 Mélangeur de bidet 3 trous sans vidage et sans commande de vidage.

CROMO-CHROME

AT 00206 CR00 485,00

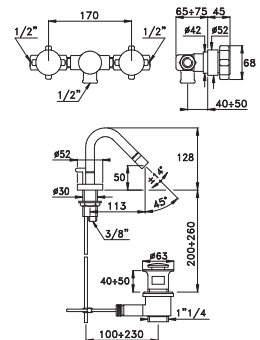


ASTER 3608 -1/2"

Gruppo da incasso a parete per bidet monoforo, scarico 1"1/4
 Concealed wall mounted single-hole bidet mixer, pop-up waste 1" 1/4
 Mélangeur à encastrer pour bidet monotrou, avec vidage 1"1/4

CROMO-CHROME

AT 01303 CR00 657,00

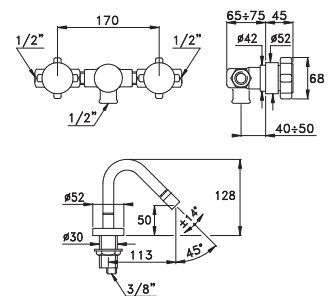


ASTER 3609 -1/2"

Gruppo da incasso a parete per bidet monoforo senza scarico e senza comando di scarico
 Concealed wall mounted single-hole bidet mixer, without pop-up waste and pop-up control
 Mélangeur à encastrer pour bidet monotrou sans vidage et sans commande de vidage

CROMO-CHROME

AT 01304 CR00 524,00

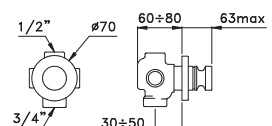


ASTER 0/150 -1/2"

Deviatore automatico per vasca doccia, per installazione da incasso a parete,
 Concealed bath-shower diverter
 Inverseur automatique bain-douche à encastrer

CROMO-CHROME

AT 01200 CR00 270,00



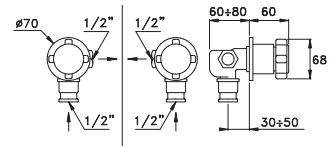


ASTER 0/152 -1/2"

Rubinetto ad angolo per installazione da incasso a parete con raccordo dx/sx all'entrata
Concealed angle control valve with rh/lh intake connections
Robinet d'équerre à encastrer avec raccord droite/ gauche à l'entrée

CROMO- CHROME

AT 01101 CR00 247,00

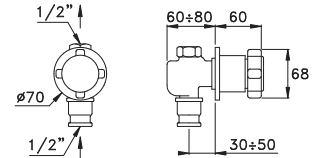


ASTER 0/156 -1/2"

Gruppo per bidet a 3 fori, senza scarico e senza comando di scarico
Three-hole bidet mixer without pop-up waste and pop-up control
Robinet droit à encastrer, à employer comme robinet d'arrêt, s'il y a lieu

CROMO- CHROME

AT 01103 CR00 231,00

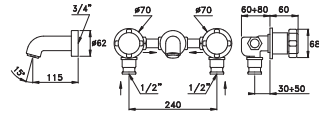


ASTER 3251 -1/2"

Gruppo per vasca, per installazione da incasso a parete, bocca vasca lunghezza 115 mm
Bath mixer for concealed wall mounting, bath spout length 115 mm
Mélangeur baignoire à encastrer avec bec longueur 115mm

CROMO- CHROME

AT 01305 CR00 586,00

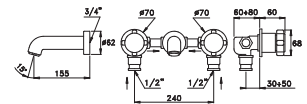


ASTER 3250 -1/2"

Gruppo per vasca, per installazione da incasso a parete, bocca vasca lunghezza 155 mm
Bath mixer for concealed wall mounting, bath spout length 155 mm
Mélangeur baignoire à encastrer avec bec longueur 155mm

CROMO- CHROME

AT 01302 CR00 602,00

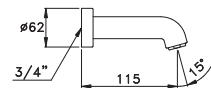


0/251 -3/4"

Bocca di erogazione a parete per vasca, attacco 3/4", lunghezza 115 mm
Wall mounted bath spout, 3/4" union, length 115mm
Bec mural pour baignoire 3/4", longueur 115mm

CROMO- CHROME

AT 09009 CR00 83,00

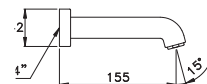


0/250 -3/4"

Bocca di erogazione a parete per vasca, attacco 3/4", lunghezza 155 mm
Wall mounted bath spout, 3/4" union, length 155 mm
Bec mural pour baignoire 3/4", longueur 155 mm

CROMO- CHROME

AT 09000 CR00 96,00

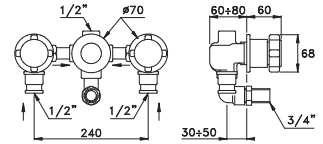




ASTER 3254 -1/2"

Gruppo per vasca doccia, per installazione da incasso a parete, deviatore automatico
 Concealed bath & shower mixer, automatic diverter
 Mélangeur bain-douche à encastrer avec inverseur automatique

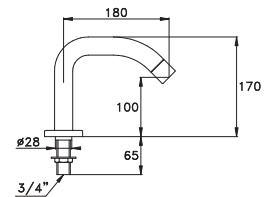
CROMO- CHROME **AT 01301 CR00 782,00**



0/255 -1/2"

Bocca per installazione su bordo vasca, attacco 3/4"
 Bath spout for deck mounting 3/4"
 Bec de baignoire pour installation sur gorge 3/4"

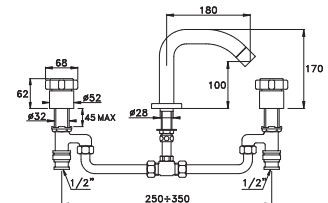
CROMO- CHROME **UN 09007 CR00 120,00**



ASTER 3255TR -1/2"

Gruppo bordo vasca tradizionale a 2 manopole per installazione su bordo vasca
 Deck-mounted twin-control bath mixer
 Mélangeur de baignoire à têtes traditionnelles, pour installation horizontale

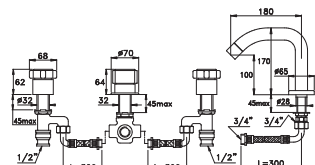
CROMO- CHROME **AT 02306 CR00 830,00**



ASTER 3256TR -1/2"

Gruppo per vasca doccia, per installazione su bordo vasca con deviatore manuale
 Deck-mounted twin-control bath & shower mixer with manual diverter
 Mélangeur bain douche à têtes traditionnelles, pour installation horizontale

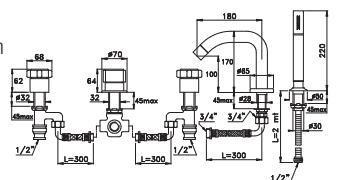
CROMO- CHROME **AT 02311 CR00 1074,00**



ASTER 3256TR308 -1/2"

Gruppo per vasca doccia, per installazione su bordo vasca, bocca di erogazione, deviatore manuale, completo di doccia a mano
 Deck-mounted twin-control bath & shower mixer with manual diverter, hand shower
 Mélangeur de baignoire traditionnelle à 2 poignées et bec, inverseur manuel, pour installation horizontale avec douchette

CROMO- CHROME **AT 02304 CR00 1248,00**





ASTER 3256TR2/308 - 1/2"

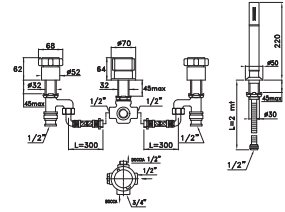
Gruppo per vasca doccia, per installazione su bordo vasca senza bocca con deviatore manuale, completo di doccia a mano

Deck-mounted twin-control bath & shower mixer with manual diverter, bath shout, hand shower

Mélangeur de baignoire traditionnelle à 2 poignées, inverseur manuel, pour installation horizontale avec douchette

CROMO-CHROME

AT 02307 CR00 1370,00



ASTER 3292TR - 1/2"

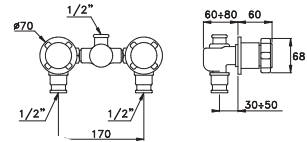
Gruppo per doccia, per installazione da incasso a parete,

Concealed shower mixer, with internal connections not assembled

Mélangeur à encastrer pour douche

CROMO-CHROME

AT 01300 CR00 547,00



ASTER 3267 - 1/2"

Gruppo per vasca doccia, per installazione esterna a parete, con deviatore automatico
Non è corredato dei componenti doccia

Exposed wall mounted bath & shower mixer, with automatic return to bath position diverter.

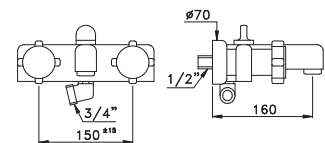
Supplied without shower components.

Mélangeur bain-douche mural apparent avec inverseur automatique

Sans ensemble de douche

CROMO-CHROME

AT 02000 CR00 554,00



ASTER 3267RG - 1/2"

Gruppo per vasca doccia con raccordi per installazione su bordo vasca, con deviatore automatico
Non è corredato dei componenti doccia

Bath & shower mixer with RG unions for bath deck mounting, automatic diverter.

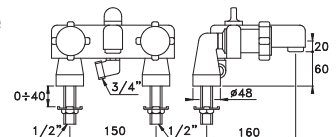
Supplied without shower components.

Mélangeur bain-douche avec raccords coudés pour installation sur gorge, inverseur automatique

Sans ensemble de douche

CROMO-CHROME

AT 02001 CR00 625,00



Completamenti

Completions

Compléments

861 - 1/2"

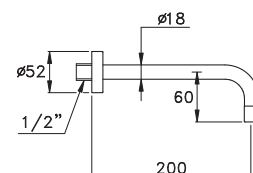
Bocca di erogazione a parete con rompigetto aeratore all'uscita e diametro tubo 23 mm (sporgenza da parete a centro uscita 200 mm)

Wall mounted spout with aerator and spout diameter 23 mm
Projection from wall to outlet: 200 mm

Bec mural fixe diameter 23 mm. Mousseur Saïlle 200 mm

CROMO- CHROME

UN 09004 CR00 93,00



861AR - 1/2"

Bocca di lunghezza uguale a 100, 300, 400 mm
Per ordine far seguire al codice: /100, /300, /400

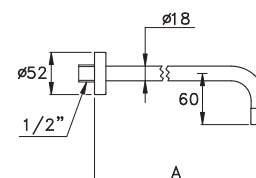
On request: projection of the spout of 100, 300, 400 mm

Bec longueur special à 100, 300, 400 mm

Pour ordre faire suivre le code usine de /100, /300, /400

CROMO- CHROME

UN 09005 CR00 171,00



358

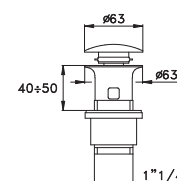
Scarico 1"1/4 per lavabo o bidet con apertura e chiusura del tappo a scatto con comando a pressione

Drain 1"1/4 for basin or bidet with spring-opening and closing with push control

Vidage pour lavabo ou bidet avec commande à pression, type "clic-clac"

CROMO- CHROME

UN 09200 CR00 79,00



461T

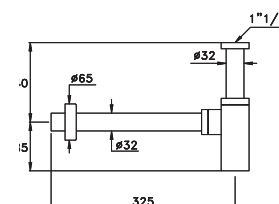
Sifone a "bottiglia"; profilo tondo

Round bottle trap

Siphon bouteille rond

CROMO- CHROME

UN 09402 CR00 125,00



3820

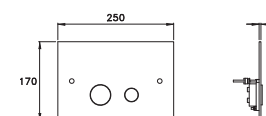
Placca per cassetta di scarico. Compatibile con i sistemi Geberit Sigma UP320 e UP720.

WC Control plate. Compatible with Geberit Sigma systems UP320 e UP720.

Plaque en laiton massif double touche. Compatible avec système Geberit Sigma UP320 et UP 720

CROMO- CHROME

UN 09500 CR00 345,00



Docce

Shower

Douches



303BIS

Braccio doccia
Shower arm
Bras de douche

CROMO-CHROME

UN 03204 CR00 114,00

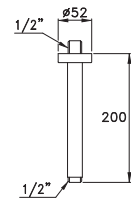


311T

Braccio doccia da soffitto
Ceiling shower arm
Bras de douche de plafond

CROMO-CHROME

UN 03215 CR00 114,00

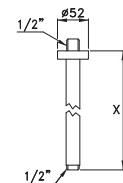


311TAR

Braccio doccia da soffitto, lunghezza a richiesta
Ceiling mounted shower arm, length on request
Bras de douche de plafond, longueur sur demande

CROMO-CHROME

UN 03216 CR00 144,00



316A-200

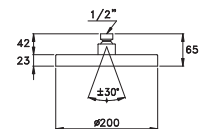
Soffione a pioggia, modello sottile, con fondello smontabile a sistema anticalcare, orientabile con raccordo a snodo sferico - Ø 200 mm

Rain shower head, thin model, removable antilimestone system base, swinging ball-joint union, diameter 200 mm

Pomme de douche orientable à rotule, diamètre 200mm, équipée d'un système anti-calcaire

CROMO-CHROME

UN 03005 CR00 318,00



316A-300

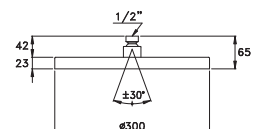
Soffione a pioggia, modello sottile, con fondello smontabile a sistema anticalcare, orientabile con raccordo a snodo sferico - Ø 300 mm

Rain shower head, thin model, removable antilimestone system base, swinging ball-joint union, diameter 300 mm

Pomme de douche orientable à rotule, diamètre 300mm, équipée d'un système anti-calcaire

CROMO-CHROME

UN 03006 CR00 608,00



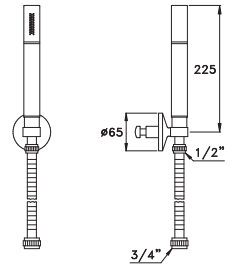


304

Doccia a mano completa di supporto fisso a parete
 Hand spray head with wall bracket
 Ensemble avec douchette et crochet fixe

CROMO- CHROME

UN 03106 CR00 120,00

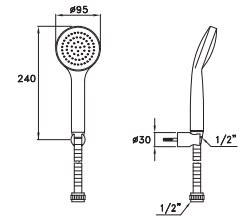


304 G1

Doccia a mano monogetto completa di supporto fisso a parete
 Single-jet spray head with wall bracket
 Douchette mono jet avec crochet fixe

CROMO- CHROME

UN 03107 CR00 148,00

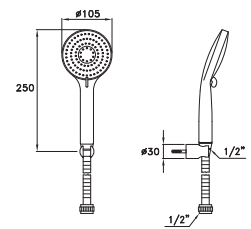


304 G3

Doccia a mano tre getti completa di supporto fisso a parete
 3-jet spray head with wall bracket
 Douchette 3 jets avec crochet fixe

CROMO- CHROME

UN 03108 CR00 177,00

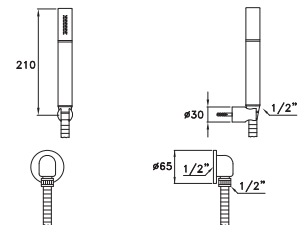


304A

Doccia a mano completa di supporto fisso a parete e presa di alimentazione a parete
 Hand spray head with wall bracket and wall intake
 Ensemble avec douchette, crochet fixe et coude de sortie

CROMO- CHROME

UN 03109 CR00 151,00

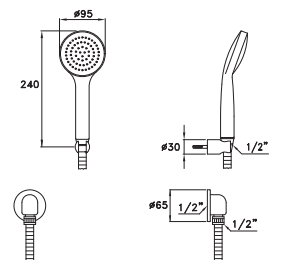


304A G1

Doccia a mano monogetto completa di supporto fisso a parete e presa di alimentazione a parete
 Single-jet spray head with wall bracket and wall intake
 Ensemble avec douchette mono jet, crochet fixe et coude de sortie

CROMO- CHROME

UN 03110 CR00 178,00

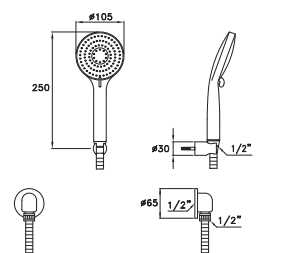


304A G3

Doccia a mano tre getti completa di supporto fisso a parete e presa di alimentazione a parete
 3-jet spray head with wall bracket and wall intake
 Ensemble avec douchette 3 jets, crochet fixe et coude de sortie

CROMO- CHROME

UN 03111 CR00 210,00



Isomix

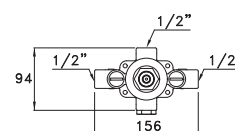
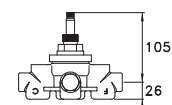


IS3293

Parti incasso per figure is3293
Concealed body for IS3293 thermostatic mixer
Partie encastrée pour les mitigeurs IS3293

BRONZO - BRONZE

UN 06000 0000 362,00



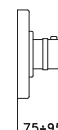
IS3293 P.V.

Parti in vista per miscelatore termostatico modello monoblocco IS3293
Da installare su parte incasso codice UN 06000 0000
Visible parts for thermostatic mixer IS 3293 one-piece model
To be installed on built-in part code UN 06000 0000

Façade pour mitigeur thermostatique.
A installer sur la partie encastrée UN 06000 0000

CROMO- CHROME

BT 06010 CR00 264,00

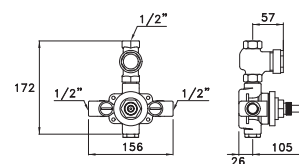


IS3292

Parti incasso per figure IS3292
Concealed body for IS3292 thermostatic mixer
Partie encastrée pour les mitigeurs IS3292

BRONZO - BRONZE

UN 06001 0000 432,00





IS3292 P.V.

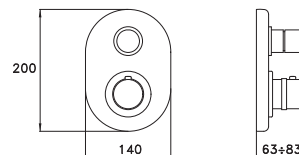
Parti in vista per miscelatore termostatico modello monoblocco IS3292 con rubinetto erogazione
Da installare su parte incasso codice UN 06001 0000

Visible parts for thermostatic mixer IS 3292 one-piece model with tap
To be installed on built-in part code UN 06001 0000

Façade pour mitigeur thermostatique avec robinet de sortie
A installer sur la partie encastrée UN 06001 0000

CROMO- CHROME

BT 06011 CR00 318,00



IS3294

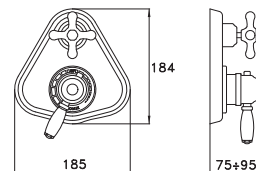
Parti incasso per figure is3294

Concealed body for IS3294 thermostatic mixer

Partie encastrée pour les mitigeurs IS3294

BRONZO - BRONZE

UN 06002 0000 549,00



IS3294 P.V.

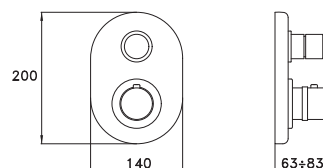
Parti in vista per miscelatore termostatico modello monoblocco IS3294 con rubinetto/deviatore
Da installare su parte incasso codice UN 06002 0000

Visible parts for thermostatic mixer IS 3294 one-piece model with two way tap/diverter
To be installed on built-in part code UN 06002 0000

Façade pour mitigeur thermostatique avec robinet/inverseur encastré à 2 sorties pour douche
A installer sur la partie encastrée UN 06002 0000

CROMO- CHROME

BT 06012 CR00 318,00





ACCESSORI ACCESSOIRES ACCESSORIES

pag 432

BOX



Nati alla fine degli anni '70, i miscelatori monocomando della serie Box hanno anticipato High-Tech e Minimalismo. Il loro design indica chiaramente ogni funzione. La bocca in tubo, la scatola dei meccanismi, la leva di comando con lo smusso d'appoggio: ogni particolare fa chiaramente intuire la semplicità del movimento di manovra. L'equilibrio dell'insieme ne fa un miscelatore dal design netto, essenziale e tecnologico, e assolutamente coerente con le attuali esigenze dell'interior design.

First made in the late 1970s, the Box collection of single-lever mixer taps was a precursor of the high-tech and minimalist styles. Its design clearly reveals every function. The tube spout, the housing containing the mechanisms, the control lever with the chamfered grip: every detail points to the simplicity of the manoeuvre required. The overall harmony of the unit gives this mixer tap a clean, essential and technological look.

Créée à la fin des années 70, la série de mitigeurs monocommandes Box a été à l'avant garde du minimalisme et des tendances High Tech. Le dessin de chaque détail indique clairement la fonction: le bec tube, la boîte du mécanisme, l'encoche du levier de commande mettent en valeur la simplicité du mouvement de manoeuvre. L'équilibre de l'ensemble en fait un mitigeur au design net, essentiel et technologique. Box est cohérent avec les exigences actuelles de la décoration d'intérieur.



BOX 3224 -1/2"

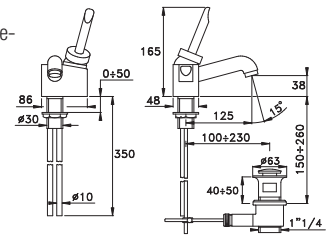
Miscelatore monocomando per lavabo con bocca bassa dotata di rompigetto aeratore, completo di scarico 1"1/4

One-handle washbasin mixer with low spout and pop-up waste 1" 1/4

Mitigeur monocommande pour lavabo avec bec bas fixe et vidage 1" 1/4

CROMO- CHROME

BX 00102 CR00 421,00



BOX 3223 -1/2"

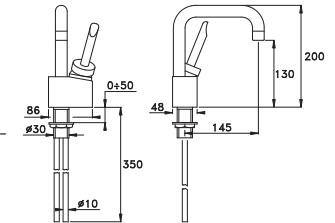
Miscelatore monocomando per lavabo con bocca alta orientabile senza scarico e senza comando di scarico

One-handle washbasin mixer with high swinging spout without pop-up waste and pop-up control

Mitigeur monocommande pour lavabo avec bec haut orientable sans vidage et sans commande de vidage

CROMO- CHROME

BX 00117 CR00 349,00



BOX 3225 -1/2"

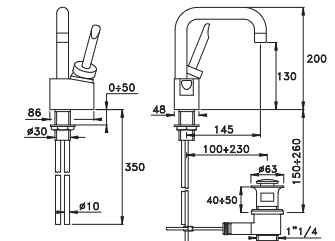
Miscelatore monocomando per lavabo con bocca alta orientabile completo di scarico 1"1/4

One-handle washbasin mixer with high swinging spout and pop-up waste 1" 1/4

Mitigeur monocommande pour lavabo avec bec haut orientable et vidage 1" 1/4

CROMO- CHROME

BX 00120 CR00 443,00



BOX 3226 -1/2"

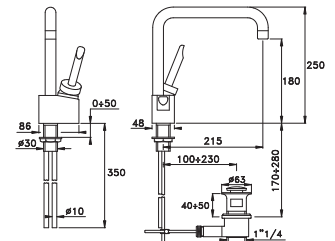
Miscelatore monocomando per lavabo con bocca alta prolungata orientabile completo di scarico 1"1/4

One-handle washbasin mixer with high longer swinging spout and pop-up waste 1" 1/4

Mitigeur monocommande pour lavabo avec bec haut prolongé orientable et vidage 1" 1/4

CROMO- CHROME

BX 00121 CR00 467,00



BOX 3604 -1/2"

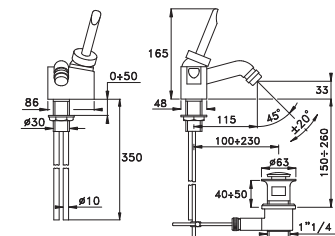
Miscelatore monocomando per bidet con bocca bassa completo di scarico 1"1/4

One-handle bidet mixer with low spout, directional aerator and pop-up waste 1" 1/4

Mitigeur monocommande pour bidet avec bec bas à jet orientable et vidage 1" 1/4

CROMO- CHROME

BX 00301 CR00 443,00



BOX 3254 -1/2"

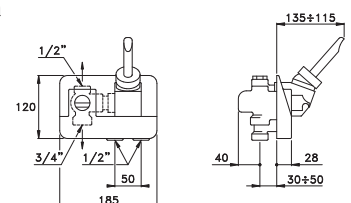
Incasto a parete, con deviatore fornito di dispositivo di ritorno automatico alla posizione vasca

One-handle bath & shower mixer, concealed model, automatic diverter

Mitigeur monocommande à encastrer pour bain douche avec inverseur automatique

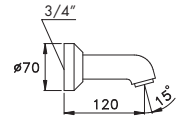
CROMO- CHROME

BX 01452 CR00 485,00



**BOX 0/251- 120** -3/4"

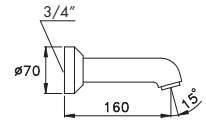
Bocca di erogazione a parete per vasca, attacco 3/4", lunghezza 120 mm
 Wall mounted bath spout, 3/4" union, length 120 mm
 Bec mural de baignoire 3/4" longueur 120 mm



CROMO- CHROME

BX 09009 CR00**83,00****BOX 0/250- 160** -3/4"

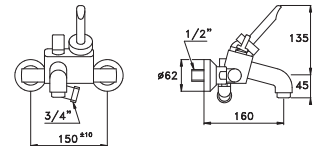
Bocca di erogazione a parete per vasca, attacco 3/4", lunghezza 160 mm
 Wall mounted bath spout, 3/4" union, length 160 mm
 Bec mural de baignoire 3/4" longueur 160 mm



CROMO- CHROME

BX 09000 CR00**96,00****BOX 3267** -1/2"

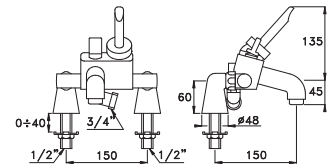
Miscelatore monocomando per vasca doccia per installazione esterna a parete con deviatore automatico
 Exposed wall-mounted one-handle bath & shower mixer, automatic diverter
 Mitigeur monocommande apparent pour bain douche, avec inverseur automatique



CROMO- CHROME

BX 02000 CR00**514,00****BOX 3267RG** -1/2"

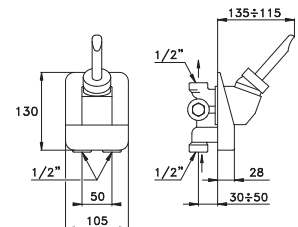
Miscelatore monocomando per vasca doccia per installazione con raccordi RG su bordo vasca, deviatore automatico
 One-handle mixer with RG unions for bath deck mounting, automatic diverter
 Mitigeur monocommande pour installation sur la gorge de la baignoire, avec inverseur automatique



CROMO- CHROME

BX 02001 CR00**586,00****BOX 3292** -1/2"

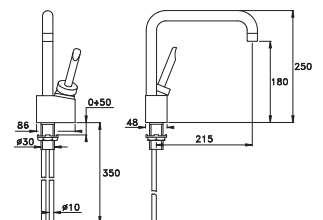
Miscelatore monocomando per doccia per installazione da incasso a parete
 One-handle shower mixer, concealed model
 Mitigeur monocommande à encastrer pour douche



CROMO- CHROME

BX 01451 CR00**357,00****BOX 3230** -1/2"

Miscelatore monocomando per lavello con bocca alta orientabile dotata di rompigetto aeratore
 One-handle sink mixer, high swinging spout, aerator
 Mitigeur monocommande pour évier avec bec haut orientable



CROMO- CHROME

BX 04008 CR00**364,00**

Completamenti

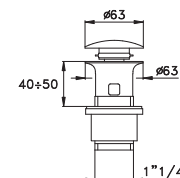
Completions

Compléments



358

Scarico 1"1/4 per lavabo o bidet con apertura e chiusura del tappo a scatto con comando a pressione
 Drain 1"1/4 for basin or bidet with spring-opening and closing with push control
 Vidage pour lavabo ou bidet avec commande à pression, type "clac-clac"



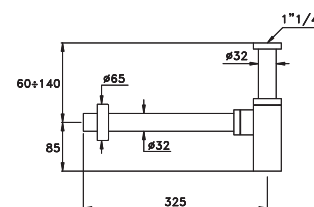
CROMO- CHROME

UN 09200 CRO0 79,00



461T

Sifone a "bottiglia"; profilo tondo
 Round bottle trap
 Siphon bouteille rond pour lavabo



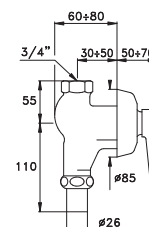
CROMO- CHROME

UN 09402 CRO0 125,00



703 - 3/4"

Rubinetto di cacciata per installazione da incasso a parete, con chiusura a vite
 Flushing tap, concealed wall-mounting, screw closing valve 3/4"
 Robinet de chasse à encastrer à fermeture manuelle



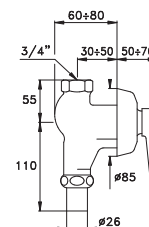
CROMO- CHROME

UN 08000 CRO0 211,00



704 - 3/4"

Rubinetto di cacciata per installazione da incasso a parete, chiusura a molla non ritardata
 Flushing tap, concealed wall-mounting, with undelayed spring valve 3/4"
 Robinet de chasse à encastrer avec fermeture à ressort non temporisée



CROMO- CHROME

UN 08100 CRO0 219,00

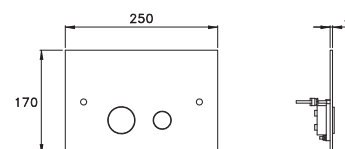


3820

Placca per cassetta di scarico. Compatibile con i sistemi Geberit Sigma UP320 e UP720.

WC Control plate. Compatible with Geberit Sigma systems UP320 e UP720.

Plaque en laiton massif double touche. Compatible avec système Geberit Sigma UP320 et UP 720



CROMO- CHROME

UN 09500 CRO0 345,00

Docce

Shower

Douches

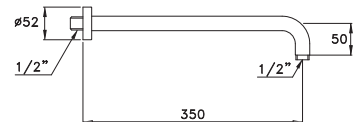


303BIS

Braccio doccia
Shower arm
Bras de douche

CROMO-CHROME

UN 03204 CR00 114,00

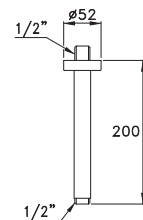


311T

Braccio doccia da soffitto
Ceiling shower arm
Bras de douche plafond

CROMO-CHROME

UN 03215 CR00 114,00

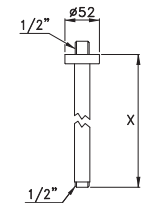


311TAR

Braccio doccia da soffitto, lunghezza a richiesta
Ceiling mounted shower arm, length on request
Bras de douche de plafond, longueur sur demande

CROMO-CHROME

UN 03216 CR00 144,00



316A-200

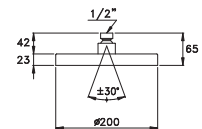
Soffione a pioggia, modello sottile, con fondello smontabile a sistema anticalcare, orientabile con raccordo a snodo sferico - Ø 200 mm

Rain shower head, thin model, removable antilimestone system base, swinging ball-joint union, Ø 200 mm

Pomme de douche orientable à rotule, Ø 200mm, équipée d'un système anti-calcaire

CROMO-CHROME

UN 03005 CR00 318,00



316A-300

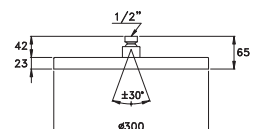
Soffione a pioggia, modello sottile, con fondello smontabile a sistema anticalcare, orientabile con raccordo a snodo sferico - Ø 300 mm

Rain shower head, thin model, removable antilimestone system base, swinging ball-joint union, Ø 300 mm

Pomme de douche orientable à rotule, Ø 300mm, équipée d'un système anti-calcaire

CROMO-CHROME

UN 03006 CR00 608,00



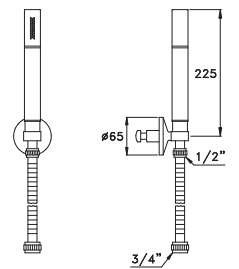


304

Doccia a mano completa di supporto fisso a parete
Hand spray head with wall bracket
Ensemble avec douchette et crochet fixe

CROMO- CHROME

UN 03106 CR00 120,00

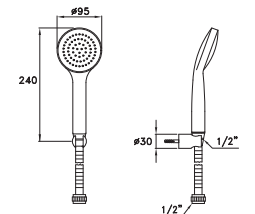


304 G1

Doccia a mano monogetto completa di supporto fisso a parete
Single-jet spray head with wall bracket
Douchette mono jet avec crochet fixe

CROMO- CHROME

UN 03107 CR00 148,00

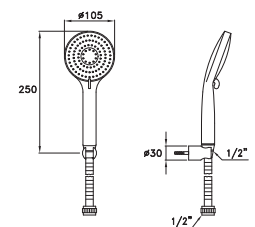


304 G3

Doccia a mano tre getti completa di supporto fisso a parete
3-jet spray head with wall bracket
Douchette 3 jets avec crochet fixe

CROMO- CHROME

UN 03108 CR00 177,00

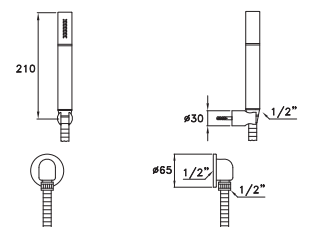


304A

Doccia a mano completa di supporto fisso a parete e presa di alimentazione a parete
Hand spray head with wall bracket and wall intake
Ensemble avec douchette, crochet fixe et coude de sortie

CROMO- CHROME

UN 03109 CR00 151,00

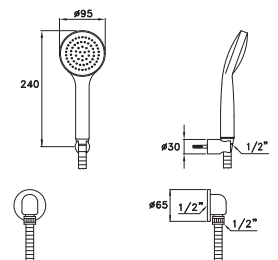


304A G1

Doccia a mano monogetto completa di supporto fisso a parete e presa di alimentazione a parete
Single-jet spray head with wall bracket and wall intake
Ensemble avec douchette mono jet, crochet fixe et coude de sortie

CROMO- CHROME

UN 03110 CR00 178,00

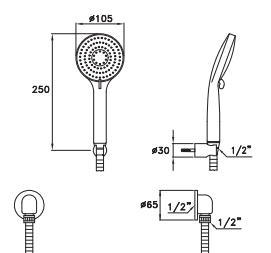


304A G3

Doccia a mano tre getti completa di supporto fisso a parete e presa di alimentazione a parete
3-jet spray head with wall bracket and wall intake
Ensemble avec douchette 3 jets, crochet fixe et coude de sortie

CROMO- CHROME

UN 03111 CR00 210,00



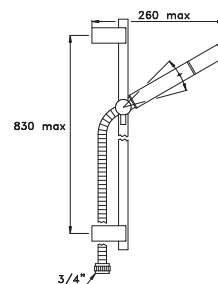


302

Doccia a mano completa di asta a parete
Shower hand-held and wall mounted slide bar
Ensemble de douche sur barre

CROMO- CHROME

UN 03100 CR00 238,00

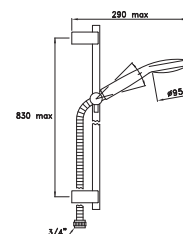


302 G1

Doccia a mano monogetto completa di asta a parete
Single-jet spray head and wall mounted slide bar
Douchette mono jet avec grille anti-calcaire et clapet anti-retour

CROMO- CHROME

UN 03101 CR00 266,00

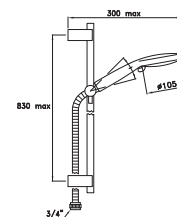


302 G3

Doccia a mano tre getti completa di asta a parete
3-jet spray head and wall mounted slide bar
Douchette 3 jets avec grille anti-calcaire, clapet anti-retour.

CROMO- CHROME

UN 03102 CR00 297,00

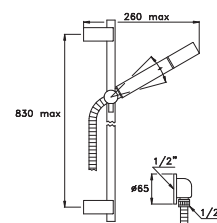


302A

Doccia a mano completa di asta a parete e presa di alimentazione a parete
Shower hand-held and wall mounted slide bar and wall intake
Ensemble de douche sur barre avec coude de sortie

CROMO- CHROME

UN 03103 CR00 263,00

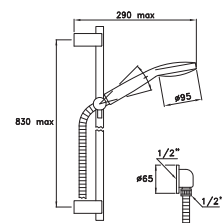


302A G1

Doccia a mano monogetto completa di asta a parete e presa di alimentazione a parete
Single-jet spray head and wall mounted slide bar and wall intake
Douchette mono jet avec grille anti-calcaire et clapet anti-retour avec coude de sortie

CROMO- CHROME

UN 03104 CR00 290,00

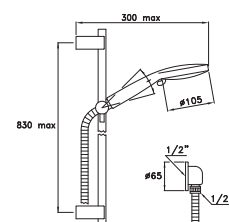


302A G3

Doccia a mano tre getti completa di asta a parete e presa di alimentazione a parete
3-jet spray head and wall mounted slide bar and wall intake
Douchette 3 jets avec grille anti-calcaire et clapet anti-retour avec coude de sortie

CROMO- CHROME

UN 03105 CR00 321,00



STELLA

Design Luca Scacchetti



Stella ha deciso di dare il proprio nome ad un progetto che segna una nuova frontiera nella ricerca estetica e tecnica. Una linea semplicissima eppure estremamente originale, con una maniglia dalla forte carica semantica che invita al tocco come alla visione. L'equilibrio raggiunto dalle forme asimmetriche esalta l'unicità di questo oggetto di design. La serie Stella utilizza il vitone in ceramica, soluzione tecnica che permette di raggiungere la massima apertura del rubinetto con appena mezzo giro di maniglia.

Stella has decided to give its own name to a project that opens up a new idea in aesthetic and technical research. The design is extremely simple and yet highly original, with a handle that introduces a powerful personality. It is an invitation to touch as well as to look. The balance of asymmetrical shapes intensifies the uniqueness of this design object. The Stella collection uses ceramic headwork, a technical solution that makes it possible to open the tap fully with just half a turn of the handle.

Stella a décidé de donner son propre nom à une série qui marque une nouvelle frontière dans la recherche esthétique et technique. Une ligne très simple, et pourtant extrêmement originale, avec une poignée dont la forme éloquente invite au toucher comme au regard. L'équilibre obtenu par les formes asymétriques exalte le caractère de cet objet de design. La série Stella utilise des mécanismes céramiques, solution technique qui permet d'obtenir une ouverture maximale avec seulement un demi tour de poignée.

STELLA 3224 - 1/2"

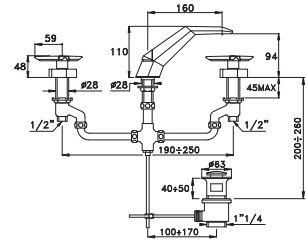
Gruppo per lavabo a tre fori con bocca bassa, scarico 1" 1/4.

Three-hole washbasin mixer, pop up waste 1"1/4

Mélangeur de lavabo 3 trous avec bec bas fixe et vidage 1" 1/4



	ST 00011	CR00	532,00
CROMO- CHROME			
NICHEL-NICKEL		NI00	708,00
NICHEL PVD- NICKEL PVD		PV02	852,00
NICHEL SPAZ- NICKEL MATTE- NICKEL MAT		NI01	740,00
OTTONE PVD- BRASS PVD- LAITON PVD		PV01	852,00
ORO - GOLD - OR 24 CARATS		AU00	1809,00
ORO ROSA - ROSE GOLD- OR ROSE		AU02	1426,00
ARGENTO - SILVER - ARGENT		AG00	1724,00
BRONZO - BRONZE		BZ00	852,00
BRONZO SCURO -DARK BRONZE- BRONZE NOIR		BZ01	852,00




STELLA 3863 - 1/2"

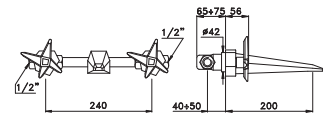
Gruppo per lavabo da incasso a parete, con congiunzioni interne non montate

Concealed wall-mounted washbasin mixer with non assembled internal connections

Mélangeur de lavabo mural encastré avec pièces de raccordement non assemblées



	ST 01001	CR00	522,00
CROMO- CHROME			
NICHEL-NICKEL		NI00	695,00
NICHEL PVD- NICKEL PVD		PV02	836,00
NICHEL SPAZ- NICKEL MATTE- NICKEL MAT		NI01	726,00
OTTONE PVD- BRASS PVD- LAITON PVD		PV01	836,00
ORO - GOLD - OR 24 CARATS		AU00	1775,00
ORO ROSA - ROSE GOLD- OR ROSE		AU02	1399,00
ARGENTO - SILVER - ARGENT		AG00	1692,00
BRONZO - BRONZE		BZ00	836,00
BRONZO SCURO -DARK BRONZE- BRONZE NOIR		BZ01	836,00



STELLA 3219

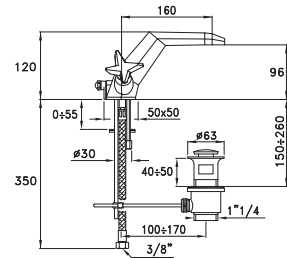
Gruppo per lavabo monoforo con bocca bassa, scarico 1"1/4

Single-hole washbasin mixer, low spout and pop-up waste 1" 1/4

Mélangeur de lavabo monotrou avec bec bas fixe et vidage 1" 1/4



	ST 00008	CR00	672,00
CROMO- CHROME			
NICHEL-NICKEL		NI00	825,00
NICHEL PVD- NICKEL PVD		PV02	1.116,00
NICHEL SPAZ- NICKEL MATTE- NICKEL MAT		NI01	866,00
OTTONE PVD- BRASS PVD- LAITON PVD		PV01	1.116,00
ORO - GOLD - OR 24 CARATS		AU00	1.993,00
ORO ROSA - ROSE GOLD- OR ROSE		AU02	1.595,00
ARGENTO - SILVER - ARGENT		AG00	1.813,00
BRONZO - BRONZE		BZ00	1.116,00
BRONZO SCURO -DARK BRONZE- BRONZE NOIR		BZ01	1.116,00



STELLA 863

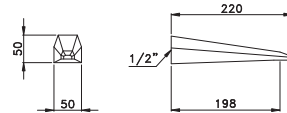
Bocca di erogazione a parete per lavabo, con rompigetto a scomparsa, attacco da 1/2"

Wall mounted washbasin spout, disappearing aerator and union 1/2"

Bec mural de lavabo 1/2" à mousseur caché



	ST 09002	CR00	132,00
CROMO- CHROME			
NICHEL-NICKEL		NI00	176,00
NICHEL PVD- NICKEL PVD		PV02	212,00
NICHEL SPAZ- NICKEL MATTE- NICKEL MAT		NI01	184,00
OTTONE PVD- BRASS PVD- LAITON PVD		PV01	212,00
ORO - GOLD - OR 24 CARATS		AU00	449,00
ORO ROSA - ROSE GOLD- OR ROSE		AU02	354,00
ARGENTO - SILVER - ARGENT		AG00	428,00
BRONZO - BRONZE		BZ00	212,00
BRONZO SCURO -DARK BRONZE- BRONZE NOIR		BZ01	212,00



358

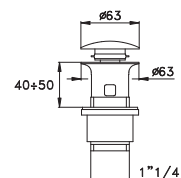
Scarico 1"1/4 per lavabo o bidet con apertura e chiusura del tappo a scatto con comando a pressione

Drain 1"1/4 for basin or bidet with spring-opening and closing with push control

Vidage pour lavabo ou bidet avec commande à pression, type "clac-clac"



	UN 09200	CR00	79,00
CROMO- CHROME			
NICHEL-NICKEL		NI00	110,00
NICHEL PVD- NICKEL PVD		PV02	134,00
NICHEL SPAZ- NICKEL MATTE- NICKEL MAT		NI01	116,00
OTTONE PVD- BRASS PVD- LAITON PVD		PV01	134,00
ORO - GOLD - OR 24 CARATS		AU00	277,00
ORO ROSA - ROSE GOLD- OR ROSE		AU02	194,00
ARGENTO - SILVER - ARGENT		AG00	249,00
BRONZO - BRONZE		BZ00	134,00
BRONZO SCURO -DARK BRONZE- BRONZE NOIR		BZ01	134,00



STELLA 3601

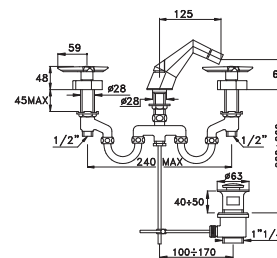
Gruppo per bidet a tre fori, scarico 1" 1/4

Three-hole bidet mixer and pop-up waste 1"1/4

Mélangeur de bidet 3 trous et vidage 1"1/4



	ST 00201	CR00	538,00
CROMO- CHROME	NI00		716,00
NICHEL-NICKEL	PV02		861,00
NICHEL PVD- NICKEL PVD	NI01		748,00
NICHEL SPAZ - NICKEL MATTE - NICKEL MAT	PV01		861,00
OTTONE PVD - BRASS PVD - LAITON PVD	AU00		1830,00
ORO - GOLD - OR 24 CARATS	AU02		1442,00
ORO ROSA - ROSE GOLD- OR ROSE	AG00		1744,00
ARGENTO - SILVER - ARGENT	BZ00		861,00
BRONZO - BRONZE	BZ01		861,00
BRONZO SCURO -DARK BRONZE - BRONZE NOIR			



STELLA 3608

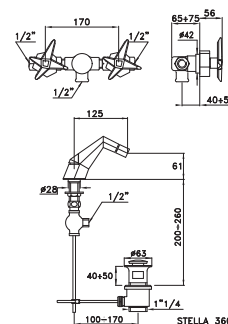
Gruppo da incasso a parete per bidet monoforo, con bocca di erogazione, fornito con le congiunzioni interne non montate tra i 2 rubinetti da incasso, scarico 1"1/4.

Concealed wall-mounted mixer for single-hole bidet, supplied with not assembled internal connections between 2 concealed taps, pop-up waste 1" 1/4.

Mélangeur à encastrer pour bidet monotrou et vidage, fourni avec les pièces de raccordement non assemblées, entre les 2 robinets d'alimentation, vidage 1" 1/4



	ST 01303	CR00	569,00
CROMO- CHROME	NI00		757,00
NICHEL-NICKEL	PV02		911,00
NICHEL PVD- NICKEL PVD	NI01		791,00
NICHEL SPAZ - NICKEL MATTE - NICKEL MAT	PV01		911,00
OTTONE PVD - BRASS PVD - LAITON PVD	AU00		1935,00
ORO - GOLD - OR 24 CARATS	AU02		1525,00
ORO ROSA - ROSE GOLD- OR ROSE	AG00		1844,00
ARGENTO - SILVER - ARGENT	BZ00		911,00
BRONZO - BRONZE	BZ01		911,00
BRONZO SCURO -DARK BRONZE - BRONZE NOIR			



STELLA 3604

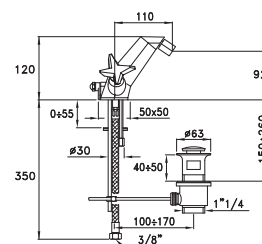
Gruppo per bidet monoforo con getto orientabile con scarico 1"1/4

Single-hole bidet mixer with pop-up waste 1"1/4 and pop-up control

Mélangeur de bidet monotrou avec bec bas fixe à jet orientable et vidage 1"1/4



	ST 00204	CR00	594,00
CROMO- CHROME	NI00		825,00
NICHEL-NICKEL	PV02		980,00
NICHEL PVD- NICKEL PVD	NI01		866,00
NICHEL SPAZ - NICKEL MATTE - NICKEL MAT	PV01		980,00
OTTONE PVD - BRASS PVD - LAITON PVD	AU00		1.967,00
ORO - GOLD - OR 24 CARATS	AU02		1.574,00
ORO ROSA - ROSE GOLD- OR ROSE	AG00		1.768,00
ARGENTO - SILVER - ARGENT	BZ00		980,00
BRONZO - BRONZE	BZ01		980,00
BRONZO SCURO -DARK BRONZE - BRONZE NOIR			



STELLA 0/250

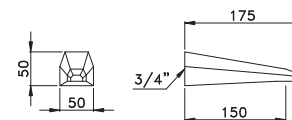
Bocca di erogazione a parete per vasca, attacco 3/4"

Wall mounted bath spout, disappearing aerator and union 3/4"

Bec mural de baignoire 3/4"



	ST 09000	CR00	121,00
CROMO- CHROME	NI00		161,00
NICHEL-NICKEL	PV02		194,00
NICHEL PVD- NICKEL PVD	NI01		169,00
NICHEL SPAZ - NICKEL MATTE - NICKEL MAT	PV01		194,00
OTTONE PVD - BRASS PVD - LAITON PVD	AU00		412,00
ORO - GOLD - OR 24 CARATS	AU02		325,00
ORO ROSA - ROSE GOLD- OR ROSE	AG00		393,00
ARGENTO - SILVER - ARGENT	BZ00		194,00
BRONZO - BRONZE	BZ01		194,00
BRONZO SCURO -DARK BRONZE - BRONZE NOIR			



STELLA 3250

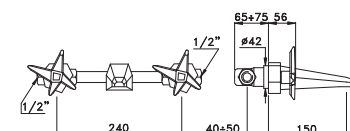
Gruppo per vasca, per installazione da incasso a parete con congiunzioni interne non montate.

Concealed wall-mounted bath mixer, with not assembled internal connections

Mélangeur baignoire mural à encastrer avec bec, livré avec les pièces de raccordement non assemblées.



	ST 01302	CR00	467,00
CROMO- CHROME	NI00		622,00
NICHEL-NICKEL	PV02		748,00
NICHEL PVD- NICKEL PVD	NI01		650,00
NICHEL SPAZ - NICKEL MATTE - NICKEL MAT	PV01		748,00
OTTONE PVD - BRASS PVD - LAITON PVD	AU00		1588,00
ORO - GOLD - OR 24 CARATS	AU02		1252,00
ORO ROSA - ROSE GOLD- OR ROSE	AG00		1514,00
ARGENTO - SILVER - ARGENT	BZ00		748,00
BRONZO - BRONZE	BZ01		748,00
BRONZO SCURO -DARK BRONZE - BRONZE NOIR			

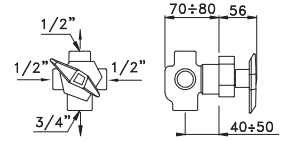


STELLA 0/150

Deviatore per vasca/doccia per installazione da incasso a parete con deviazione manuale
 Concealed manual bath-shower diverter
 Inverseur manuel bain-douche à encastrer



CROMO- CHROME	ST 01200 CR00	270,00
NICHEL-NICKEL	NI00	360,00
NICHEL PVD- NICKEL PVD	PV02	432,00
NICHEL SPAZ - NICKEL MATTE - NICKEL MAT	NI01	376,00
OTTONE PVD - BRASS PVD - LAITON PVD	PV01	432,00
ORO - GOLD - OR 24 CARATS	AU00	918,00
ORO ROSA - ROSE GOLD- OR ROSE	AU02	724,00
ARGENTO - SILVER - ARGENT	AG00	875,00
BRONZO - BRONZE	BZ00	432,00
BRONZO SCURO -DARK BRONZE - BRONZE NOIR	BZ01	432,00

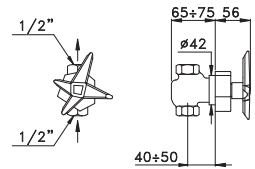


STELLA 0/154

Rubinetto a passaggio diritto per installazione da incasso a parete, con attacchi femmina
 Concealed straight control valve, with female connections
 Robinet droit à encastrer arrivée femelle



CROMO- CHROME	ST 01100 CR00	151,00
NICHEL-NICKEL	NI00	201,00
NICHEL PVD- NICKEL PVD	PV02	242,00
NICHEL SPAZ - NICKEL MATTE - NICKEL MAT	NI01	210,00
OTTONE PVD - BRASS PVD - LAITON PVD	PV01	242,00
ORO - GOLD - OR 24 CARATS	AU00	514,00
ORO ROSA - ROSE GOLD- OR ROSE	AU02	405,00
ARGENTO - SILVER - ARGENT	AG00	490,00
BRONZO - BRONZE	BZ00	242,00
BRONZO SCURO -DARK BRONZE - BRONZE NOIR	BZ01	242,00



STELLA 3254

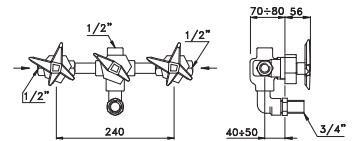
Gruppo tradizionale a 2 manopole per vasca-doccia, per installazione da incasso a parete, con deviatore manuale e congiunzioni interne non montate.

Concealed wall-mounted twin-control bath and shower mixer, manual diverter and not assembled internal connections

Mélangeur bain-douche à encastrer avec inverseur manuel et pièces de raccordement non assemblées.



CROMO- CHROME	ST 01301 CR00	776,00
NICHEL-NICKEL	NI00	1.033,00
NICHEL PVD- NICKEL PVD	PV02	1.242,00
NICHEL SPAZ - NICKEL MATTE - NICKEL MAT	NI01	1.079,00
OTTONE PVD - BRASS PVD - LAITON PVD	PV01	1.242,00
ORO - GOLD - OR 24 CARATS	AU00	2.639,00
ORO ROSA - ROSE GOLD- OR ROSE	AU02	2.080,00
ARGENTO - SILVER - ARGENT	AG00	2.515,00
BRONZO - BRONZE	BZ00	1.242,00
BRONZO SCURO -DARK BRONZE - BRONZE NOIR	BZ01	1.242,00



STELLA 3292

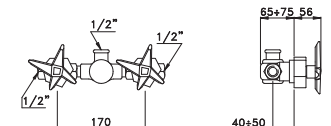
Gruppo tradizionale a 2 manopole per doccia, per installazione da incasso a parete, con congiunzioni interne non montate.

Concealed wall-mounted twin-control shower mixer, with internal connections not assembled
 Supplied without shower components

Mélangeur à encastrer pour douche, pièces de raccordement non assemblée



CROMO- CHROME	ST 01300 CR00	395,00
NICHEL-NICKEL	NI00	526,00
NICHEL PVD- NICKEL PVD	PV02	632,00
NICHEL SPAZ - NICKEL MATTE - NICKEL MAT	NI01	550,00
OTTONE PVD - BRASS PVD - LAITON PVD	PV01	632,00
ORO - GOLD - OR 24 CARATS	AU00	1.343,00
ORO ROSA - ROSE GOLD- OR ROSE	AU02	1.059,00
ARGENTO - SILVER - ARGENT	AG00	1.280,00
BRONZO - BRONZE	BZ00	632,00
BRONZO SCURO -DARK BRONZE - BRONZE NOIR	BZ01	632,00



STELLA 3255

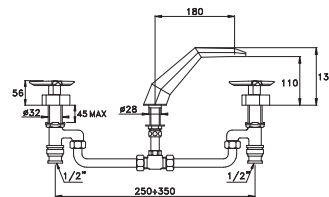
Gruppo vasca per installazione su bordo vasca

Deck mounted twin-control bath mixer

Mélangeur bain pour installation sur la gorge de la baignoire.



	ST 02306 CR00	623,00
CROMO- CHROME	NI00	829,00
NICHEL-NICKEL	PV02	997,00
NICHEL PVD- NICKEL PVD	NI01	866,00
NICHEL SPAZ - NICKEL MATTE - NICKEL MAT	PV01	997,00
OTTONE PVD - BRASS PVD - LAITON PVD	AU00	2.119,00
ORO - GOLD - OR 24 CARATS	AU02	1.670,00
ORO ROSA - ROSE GOLD- OR ROSE	AG00	2.019,00
ARGENTO - SILVER - ARGENT	BZ00	997,00
BRONZO - BRONZE	BZ01	997,00
BRONZO SCURO -DARK BRONZE - BRONZE NOIR		



STELLA 3256

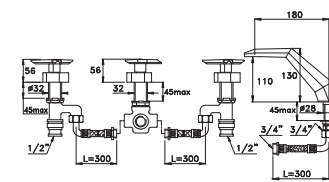
Gruppo vasca tradizionale a 2 manopole con deviatore manuale per installazione su bordo vasca

Deck mounted twin-control bath and shower mixer with manual diverter

Mélangeur bain-douche pour installation sur gorge avec inverseur manuel



	ST 02300 CR00	896,00
CROMO- CHROME	NI00	1.192,00
NICHEL-NICKEL	PV02	1.434,00
NICHEL PVD- NICKEL PVD	NI01	1.246,00
NICHEL SPAZ - NICKEL MATTE - NICKEL MAT	PV01	1.434,00
OTTONE PVD - BRASS PVD - LAITON PVD	AU00	3.047,00
ORO - GOLD - OR 24 CARATS	AU02	2.402,00
ORO ROSA - ROSE GOLD- OR ROSE	AG00	2.904,00
ARGENTO - SILVER - ARGENT	BZ00	1.434,00
BRONZO - BRONZE	BZ01	1.434,00
BRONZO SCURO -DARK BRONZE - BRONZE NOIR		



STELLA 3256/308

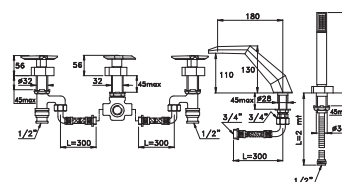
Gruppo vasca doccia tradizionale a 2 manopole con deviatore manuale per installazione su bordo vasca completo di doccia a mano

Deck mounted twin-control bath and shower mixer with manual diverter, hand shower

Mélangeur bain-douche manuel pour installation horizontale avec inverseur manuel et avec douche, coulisseau et flexible de 200 cm



	ST 02302 CR00	1098,00
CROMO- CHROME	NI00	1.461,00
NICHEL-NICKEL	PV02	1.757,00
NICHEL PVD- NICKEL PVD	NI01	1.527,00
NICHEL SPAZ - NICKEL MATTE - NICKEL MAT	PV01	1.757,00
OTTONE PVD - BRASS PVD - LAITON PVD	AU00	3.734,00
ORO - GOLD - OR 24 CARATS	AU02	2.943,00
ORO ROSA - ROSE GOLD- OR ROSE	AG00	3.558,00
ARGENTO - SILVER - ARGENT	BZ00	1.757,00
BRONZO - BRONZE	BZ01	1.757,00
BRONZO SCURO -DARK BRONZE - BRONZE NOIR		



STELLA 3267/304

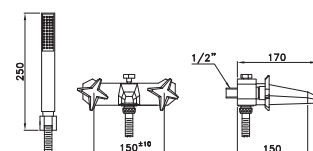
Gruppo per vasca doccia per installazione esterna a parete completo di doccia a mano con supporto basso a telefono, tubo flessibile di lunghezza 125 cm

Exposed wall mounted bath & shower mixer, with hand spray head with low telephone-type cradle and 125 cm flexible shower hose

Mélangeur bain-douche mural apparent avec inverseur manuel avec ensemble de douche sur support téléphone, flexible 125 cm



	ST 02008 CR00	876,00
CROMO- CHROME	NI00	1166,00
NICHEL-NICKEL	PV02	1402,00
NICHEL PVD- NICKEL PVD	NI01	1218,00
NICHEL SPAZ - NICKEL MATTE - NICKEL MAT	PV01	1402,00
OTTONE PVD - BRASS PVD - LAITON PVD	AU00	2979,00
ORO - GOLD - OR 24 CARATS	AU02	2348,00
ORO ROSA - ROSE GOLD- OR ROSE	AG00	2839,00
ARGENTO - SILVER - ARGENT	BZ00	1402,00
BRONZO - BRONZE	BZ01	1402,00
BRONZO SCURO -DARK BRONZE - BRONZE NOIR		



Completamenti

Completions

Compléments

461Q

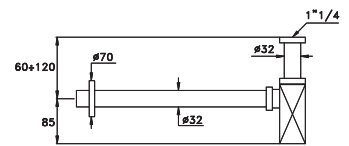
Sifone a "bottiglia"; profilo quadro

Square bottle trap

Siphon bouteille carré



	UN 09403 CR00	155,00
CROMO- CHROME		
NICHEL-NICKEL	NI00	216,00
NICHEL PVD- NICKEL PVD	PV02	264,00
NICHEL SPAZ - NICKEL MATTE - NICKEL MAT	NI01	227,00
OTTONE PVD - BRASS PVD - LAITON PVD	PV01	264,00
ORO - GOLD - OR 24 CARATS	AU00	543,00
ORO ROSA - ROSE GOLD- OR ROSE	AU02	381,00
ARGENTO - SILVER - ARGENT	AG00	489,00
BRONZO - BRONZE	BZ00	264,00
BRONZO SCURO -DARK BRONZE - BRONZE NOIR	BZ01	264,00



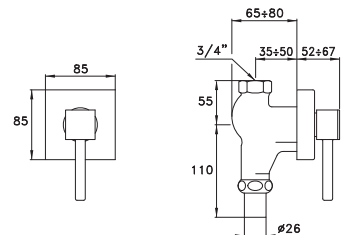
703Q- 3/4"

Rubinetto di cacciata per installazione da incasso a parete, con chiusura a vite

Flushing tap, concealed wall-mounting, screw closing valve 3/4"

Minimum dynamic pressure for effective cleaning: 3/4" - 2.5 bar

	BQ 08000 CR00	370,00
CROMO- CHROME		
NICHEL-NICKEL	NI00	500,00
NICHEL PVD- NICKEL PVD	PV02	630,00
NICHEL SPAZ - NICKEL MATTE - NICKEL MAT	NI01	525,00
OTTONE PVD - BRASS PVD - LAITON PVD	PV01	630,00
ORO - GOLD - OR 24 CARATS	AU00	1295,00
ORO ROSA - ROSE GOLD- OR ROSE	AU02	907,00
ARGENTO - SILVER - ARGENT	AG00	1166,00
BRONZO - BRONZE	BZ00	630,00
BRONZO SCURO -DARK BRONZE - BRONZE NOIR	BZ01	630,00



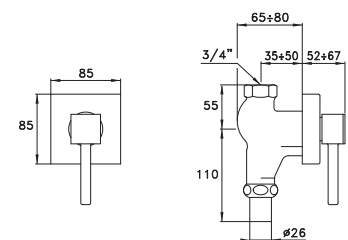
704Q - 3/4"

Rubinetto di cacciata per installazione da incasso a parete, con chiusura a molla non ritardata

Flushing tap, concealed wall-mounting, with undelayed spring valve 3/4"

Robinet de chasse à encastrer avec fermeture à ressort non temporisée

	BQ 08100 CR00	381,00
CROMO- CHROME		
NICHEL-NICKEL	NI00	513,00
NICHEL PVD- NICKEL PVD	PV02	646,00
NICHEL SPAZ - NICKEL MATTE - NICKEL MAT	NI01	539,00
OTTONE PVD - BRASS PVD - LAITON PVD	PV01	646,00
ORO - GOLD - OR 24 CARATS	AU00	1328,00
ORO ROSA - ROSE GOLD- OR ROSE	AU02	930,00
ARGENTO - SILVER - ARGENT	AG00	1196,00
BRONZO - BRONZE	BZ00	646,00
BRONZO SCURO -DARK BRONZE - BRONZE NOIR	BZ01	646,00



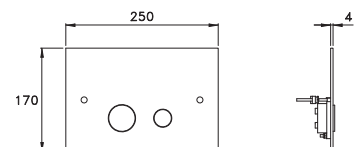
3820

Placca per cassetta di scarico. Compatibile con i sistemi Geberit Sigma UP320 e UP720.

WC Control plate. Compatible with Geberit Sigma systems UP320 e UP720.

Plaque en laiton massif double touche. Compatible avec système Geberit Sigma UP320 et UP 720

	UN 09500 CR00	345,00
CROMO- CHROME		
NICHEL-NICKEL	NI00	480,00
NICHEL PVD- NICKEL PVD	PV02	587,00
NICHEL SPAZ - NICKEL MATTE - NICKEL MAT	NI01	504,00
OTTONE PVD - BRASS PVD - LAITON PVD	PV01	587,00
ORO - GOLD - OR 24 CARATS	AU00	1207,00
ORO ROSA - ROSE GOLD- OR ROSE	AU02	966,00
ARGENTO - SILVER - ARGENT	AG00	1086,00
BRONZO - BRONZE	BZ00	587,00
BRONZO SCURO -DARK BRONZE - BRONZE NOIR	BZ01	587,00



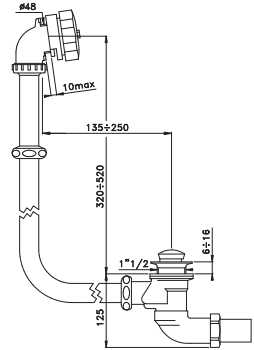
338

Colonna di scarico per vasca con comando a volantino, codolo di uscita in materiale plastico Ø 40 mm

Vertical bath-drain pipe, handwheel control, plastic outlet pipe diameter 40 mm

Vidage de baignoire sans siphon, avec coude de sortie plastique Ø 40 mm

	UN 09203 CR00	287,00
CROMO- CHROME		
NICHEL-NICKEL	NI00	364,00
NICHEL PVD- NICKEL PVD	PV02	424,00
NICHEL SPAZ - NICKEL MATTE - NICKEL MAT	NI01	383,00
OTTONE PVD - BRASS PVD - LAITON PVD	PV01	424,00
ORO - GOLD - OR 24 CARATS	AU00	772,00
ORO ROSA - ROSE GOLD- OR ROSE	AU02	541,00
ARGENTO - SILVER - ARGENT	AG00	680,00
BRONZO - BRONZE	BZ00	424,00
BRONZO SCURO-DARK BRONZE - BRONZE NOIR	BZ01	424,00



338AV

Come 338 ma interamente rifinita per installazione "a vista".

Vertical bath-drain pipe, handwheel control, plastic outlet pipe diameter 38 mm completely finished for installation in sight

Vidage de baignoire sans siphon, avec coude de sortie laiton Ø 38 mm pour installation apparente

	UN 09204 CR00	842,00
CROMO- CHROME		
NICHEL-NICKEL	NI00	1164,00
NICHEL PVD- NICKEL PVD	PV02	1428,00
NICHEL SPAZ - NICKEL MATTE - NICKEL MAT	NI01	1223,00
OTTONE PVD - BRASS PVD - LAITON PVD	PV01	1428,00
ORO - GOLD - OR 24 CARATS	AU00	3462,00
ORO ROSA - ROSE GOLD- OR ROSE	AU02	2424,00
ARGENTO - SILVER - ARGENT	AG00	3070,00
BRONZO - BRONZE	BZ00	1428,00
BRONZO SCURO-DARK BRONZE - BRONZE NOIR	BZ01	1428,00

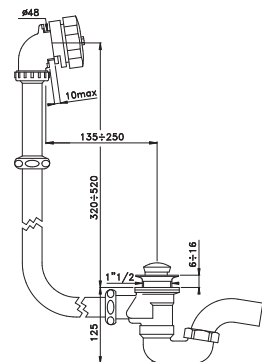
338S

Colonna di scarico per vasca, con comando a volantino, completa di sifone, codolo di uscita in materiale plastico Ø 40 mm (chiusura idraulica 50 mm, secondo la Norma Europea)

Vertical bath-drain pipe, handwheel control, with trap, plastic outlet pipe diameter 40 mm (50 mm trap in conformity with European standards)

Vidage de baignoire avec siphon, coude de sortie plastique Ø 40 mm
Garde d'eau 50 mm, selon la Norme Européenn

	UN 09205 CR00	364,00
CROMO- CHROME		
NICHEL-NICKEL	NI00	440,00
NICHEL PVD- NICKEL PVD	PV02	502,00
NICHEL SPAZ - NICKEL MATTE - NICKEL MAT	NI01	462,00
OTTONE PVD - BRASS PVD - LAITON PVD	PV01	502,00
ORO - GOLD - OR 24 CARATS	AU00	857,00
ORO ROSA - ROSE GOLD- OR ROSE	AU02	600,00
ARGENTO - SILVER - ARGENT	AG00	757,00
BRONZO - BRONZE	BZ00	502,00
BRONZO SCURO-DARK BRONZE - BRONZE NOIR	BZ01	502,00



338SAV

Come 338S ma rifinita per installazione "a vista"

Same as 338S but finished for installation in sight

Idem 338S, chromé pour installation apparente

	UN 09206 CR00	942,00
CROMO- CHROME		
NICHEL-NICKEL	NI00	1318,00
NICHEL PVD- NICKEL PVD	PV02	1613,00
NICHEL SPAZ - NICKEL MATTE - NICKEL MAT	NI01	1384,00
OTTONE PVD - BRASS PVD - LAITON PVD	PV01	1613,00
ORO - GOLD - OR 24 CARATS	AU00	3879,00
ORO ROSA - ROSE GOLD- OR ROSE	AU02	2716,00
ARGENTO - SILVER - ARGENT	AG00	3448,00
BRONZO - BRONZE	BZ00	1613,00
BRONZO SCURO-DARK BRONZE - BRONZE NOIR	BZ01	1613,00

Docce

Shower

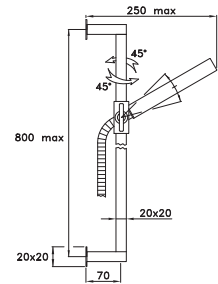
Douches

302

Doccia a mano completa di asta a parete
Shower hand-held and wall mounted slider bar

Ensemble de douche sur barre

	BQ 03100 CR00	605,00
CROMO- CHROME	NI00	805,00
NICHEL-NICKEL	PV02	968,00
NICHEL PVD- NICKEL PVD	NI01	841,00
NICHEL SPAZ - NICKEL MATTE - NICKEL MAT	PV01	968,00
OTTONE PVD - BRASS PVD - LAITON PVD	AU00	2057,00
ORO - GOLD - OR 24 CARATS	AU02	1622,00
ORO ROSA - ROSE GOLD- OR ROSE	AG00	1961,00
ARGENTO - SILVER - ARGENT	BZ00	968,00
BRONZO - BRONZE	BZ01	968,00

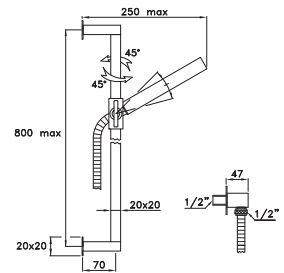


302A

Doccia a mano completa di asta a parete e presa di alimentazione a parete
Shower hand-held and wall mounted slider bar and wall intake

Ensemble de douche sur barre avec coude de sortie

	BQ 03103 CR00	666,00
CROMO- CHROME	NI00	886,00
NICHEL-NICKEL	PV02	1066,00
NICHEL PVD- NICKEL PVD	NI01	926,00
NICHEL SPAZ - NICKEL MATTE - NICKEL MAT	PV01	1066,00
OTTONE PVD - BRASS PVD - LAITON PVD	AU00	2265,00
ORO - GOLD - OR 24 CARATS	AU02	1785,00
ORO ROSA - ROSE GOLD- OR ROSE	AG00	2158,00
ARGENTO - SILVER - ARGENT	BZ00	1066,00
BRONZO - BRONZE	BZ01	1066,00

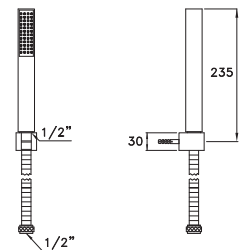


304

Doccia a mano completa di supporto fisso a parete
Hand spray head with wall bracket

Ensemble avec douchette et crochet fixe

	BQ 03106 CR00	213,00
CROMO- CHROME	NI00	284,00
NICHEL-NICKEL	PV02	341,00
NICHEL PVD- NICKEL PVD	NI01	297,00
NICHEL SPAZ - NICKEL MATTE - NICKEL MAT	PV01	341,00
OTTONE PVD - BRASS PVD - LAITON PVD	AU00	725,00
ORO - GOLD - OR 24 CARATS	AU02	571,00
ORO ROSA - ROSE GOLD- OR ROSE	AG00	691,00
ARGENTO - SILVER - ARGENT	BZ00	341,00
BRONZO - BRONZE	BZ01	341,00

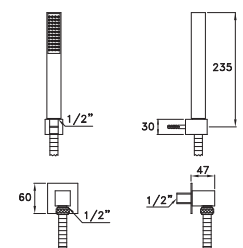


304A

Doccia a mano completa di supporto fisso a parete e presa di alimentazione a parete
Hand spray head with wall bracket and wall intake

Ensemble avec douchette, crochet fixe et coude de sortie

	BQ 03109 CR00	274,00
CROMO- CHROME	NI00	365,00
NICHEL-NICKEL	PV02	439,00
NICHEL PVD- NICKEL PVD	NI01	381,00
NICHEL SPAZ - NICKEL MATTE - NICKEL MAT	PV01	439,00
OTTONE PVD - BRASS PVD - LAITON PVD	AU00	932,00
ORO - GOLD - OR 24 CARATS	AU02	735,00
ORO ROSA - ROSE GOLD- OR ROSE	AG00	888,00
ARGENTO - SILVER - ARGENT	BZ00	439,00
BRONZO - BRONZE	BZ01	439,00



304AQ

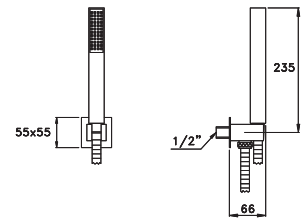
Doccia a mano con supporto fisso a parete e presa di alimentazione integrata

Hand shower with fixed bracket and wall water intake

Ensemble douchette mural avec coude d'alimentation et support intégré



	BQ	03121	CR00	288,00
CROMO- CHROME				
NICHEL-NICKEL			NI00	384,00
NICHEL PVD- NICKEL PVD			PV02	461,00
NICHEL SPAZ - NICKEL MATTE - NICKEL MAT			NI01	401,00
OTTONE PVD - BRASS PVD - LAITON PVD			PV01	461,00
ORO - GOLD - OR 24 CARATS			AU00	980,00
ORO ROSA - ROSE GOLD- OR ROSE			AU02	772,00
ARGENTO - SILVER - ARGENT			AG00	934,00
BRONZO - BRONZE			BZ00	461,00
BRONZO SCURO -DARK BRONZE - BRONZE NOIR			BZ01	461,00



309AQ

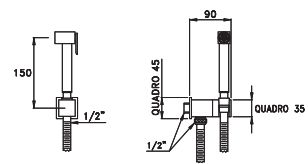
Doccia a mano modello Shut-Off, leva con ritorno automatico e supporto

Hand shower shut-off, lever with automatic return and support

Douchette Shut-Off avec manette de retourne automatique et support



	BQ	03124	CR00	356,00
CROMO- CHROME				
NICHEL-NICKEL			NI00	474,00
NICHEL PVD- NICKEL PVD			PV02	570,00
NICHEL SPAZ - NICKEL MATTE - NICKEL MAT			NI01	495,00
OTTONE PVD - BRASS PVD - LAITON PVD			PV01	570,00
ORO - GOLD - OR 24 CARATS			AU00	1211,00
ORO ROSA - ROSE GOLD- OR ROSE			AU02	955,00
ARGENTO - SILVER - ARGENT			AG00	1154,00
BRONZO - BRONZE			BZ00	570,00
BRONZO SCURO -DARK BRONZE - BRONZE NOIR			BZ01	570,00



309Q

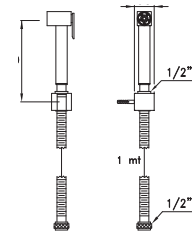
Doccia a mano modello Shut-Off, leva con ritorno automatico e supporto

Hand shower shut-off, lever with automatic return and support

Douchette Shut-Off avec manette de retourne automatique et support



	BQ	03125	CR00	257,00
CROMO- CHROME				
NICHEL-NICKEL			NI00	342,00
NICHEL PVD- NICKEL PVD			PV02	412,00
NICHEL SPAZ - NICKEL MATTE - NICKEL MAT			NI01	358,00
OTTONE PVD - BRASS PVD - LAITON PVD			PV01	412,00
ORO - GOLD - OR 24 CARATS			AU00	874,00
ORO ROSA - ROSE GOLD- OR ROSE			AU02	689,00
ARGENTO - SILVER - ARGENT			AG00	833,00
BRONZO - BRONZE			BZ00	412,00
BRONZO SCURO -DARK BRONZE - BRONZE NOIR			BZ01	412,00



3194

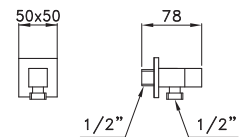
Rubinetto di erogazione a parete

Wall mounted mixer

Robinet simple mural



	BQ	04003	CR00	59,00
CROMO- CHROME				
NICHEL-NICKEL			NI00	79,00
NICHEL PVD- NICKEL PVD			PV02	95,00
NICHEL SPAZ - NICKEL MATTE - NICKEL MAT			NI01	83,00
OTTONE PVD - BRASS PVD - LAITON PVD			PV01	95,00
ORO - GOLD - OR 24 CARATS			AU00	201,00
ORO ROSA - ROSE GOLD- OR ROSE			AU02	159,00
ARGENTO - SILVER - ARGENT			AG00	192,00
BRONZO - BRONZE			BZ00	95,00
BRONZO SCURO -DARK BRONZE - BRONZE NOIR			BZ01	95,00




319Q

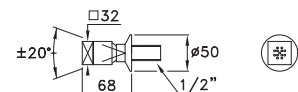
Soffione laterale esterno per doccia con sistema anticalcare

External side shower spray with anti-limescale system

Douchette latérale apparente pour douche avec grille anti-calcaire



	BQ	03127	CR00	196,00
CROMO- CHROME				
NICHEL-NICKEL			NI00	261,00
NICHEL PVD- NICKEL PVD			PV02	314,00
NICHEL SPAZ - NICKEL MATTE - NICKEL MAT			NI01	273,00
OTTONE PVD - BRASS PVD - LAITON PVD			PV01	314,00
ORO - GOLD - OR 24 CARATS			AU00	667,00
ORO ROSA - ROSE GOLD- OR ROSE			AU02	526,00
ARGENTO - SILVER - ARGENT			AG00	636,00
BRONZO - BRONZE			BZ00	314,00
BRONZO SCURO -DARK BRONZE - BRONZE NOIR			BZ01	314,00



310

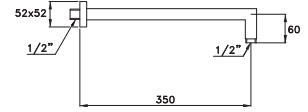
Braccio doccia

Shower arm

Bras de douche



	UN 03208	CR00	147,00
CROMO- CHROME			
NICHEL-NICKEL		NI00	196,00
NICHEL PVD- NICKEL PVD		PV02	236,00
NICHEL SPAZ - NICKEL MATTE - NICKEL MAT		NI01	205,00
OTTONE PVD - BRASS PVD - LAITON PVD		PV01	236,00
ORO - GOLD - OR 24 CARATS		AU00	500,00
ORO ROSA - ROSE GOLD- OR ROSE		AU02	394,00
ARGENTO - SILVER - ARGENT		AG00	477,00
BRONZO - BRONZE		BZ00	236,00
BRONZO SCURO - DARK BRONZE - BRONZE NOIR		BZ01	236,00



311Q

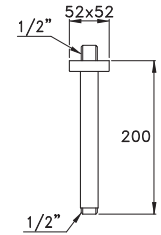
Braccio doccia

Shower arm

Bras de douche



	UN 03217	CR00	147,00
CROMO- CHROME			
NICHEL-NICKEL		NI00	196,00
NICHEL PVD- NICKEL PVD		PV02	236,00
NICHEL SPAZ - NICKEL MATTE - NICKEL MAT		NI01	205,00
OTTONE PVD - BRASS PVD - LAITON PVD		PV01	236,00
ORO - GOLD - OR 24 CARATS		AU00	500,00
ORO ROSA - ROSE GOLD- OR ROSE		AU02	394,00
ARGENTO - SILVER - ARGENT		AG00	477,00
BRONZO - BRONZE		BZ00	236,00
BRONZO SCURO - DARK BRONZE - BRONZE NOIR		BZ01	236,00



311QAR

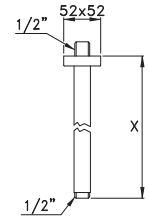
Braccio doccia da soffitto, lunghezza a richiesta

Ceiling mounted shower arm, length on request

Bras de douche de plafond, longueur sur demande



	UN 03218	CR00	177,00
CROMO- CHROME			
NICHEL-NICKEL		NI00	236,00
NICHEL PVD- NICKEL PVD		PV02	284,00
NICHEL SPAZ - NICKEL MATTE - NICKEL MAT		NI01	247,00
OTTONE PVD - BRASS PVD - LAITON PVD		PV01	284,00
ORO - GOLD - OR 24 CARATS		AU00	602,00
ORO ROSA - ROSE GOLD- OR ROSE		AU02	475,00
ARGENTO - SILVER - ARGENT		AG00	574,00
BRONZO - BRONZE		BZ00	284,00
BRONZO SCURO - DARK BRONZE - BRONZE NOIR		BZ01	284,00



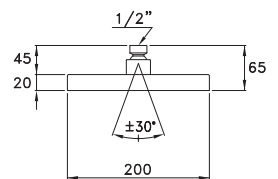
320A -200

Soffione a pioggia, modello sottile, con fondello smontabile a sistema anticalcare, orientabile con raccordo a snodo sferico 200 mm

Rain shower head, thin model, removable antilimestone system base, swinging ball-joint union, 200 mm

Pomme de douche orientable à rotule, 200mm, équipée d'un système anti-calcaire

	UN 03008	CR00	421,00
CROMO- CHROME			
NICHEL-NICKEL		NI00	560,00
NICHEL PVD- NICKEL PVD		PV02	674,00
NICHEL SPAZ - NICKEL MATTE - NICKEL MAT		NI01	586,00
OTTONE PVD - BRASS PVD - LAITON PVD		PV01	674,00
ORO - GOLD - OR 24 CARATS		AU00	1432,00
ORO ROSA - ROSE GOLD- OR ROSE		AU02	1129,00
ARGENTO - SILVER - ARGENT		AG00	1365,00
BRONZO - BRONZE		BZ00	674,00
BRONZO SCURO - DARK BRONZE - BRONZE NOIR		BZ01	674,00



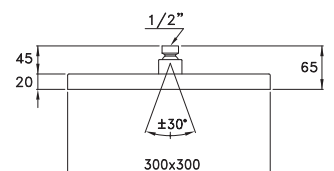
320A -300

Soffione a pioggia, modello sottile, con fondello smontabile a sistema anticalcare, orientabile con raccordo a snodo sferico - 300 mm

Rain shower head, thin model, removable antilimestone system base, swinging ball-joint union, 300 mm

Pomme de douche orientable à rotule, 300mm, équipée d'un système anti-calcaire

	UN 03009	CR00	730,00
CROMO- CHROME			
NICHEL-NICKEL		NI00	971,00
NICHEL PVD- NICKEL PVD		PV02	1168,00
NICHEL SPAZ - NICKEL MATTE - NICKEL MAT		NI01	1015,00
OTTONE PVD - BRASS PVD - LAITON PVD		PV01	1168,00
ORO - GOLD - OR 24 CARATS		AU00	2482,00
ORO ROSA - ROSE GOLD- OR ROSE		AU02	1957,00
ARGENTO - SILVER - ARGENT		AG00	2366,00
BRONZO - BRONZE		BZ00	1168,00
BRONZO SCURO - DARK BRONZE - BRONZE NOIR		BZ01	1168,00



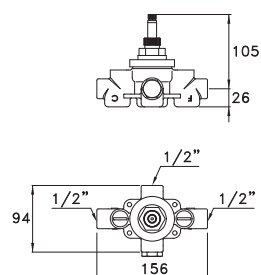
Isomix

IS3293

Parti incasso per figure is3293
 Concealed body for IS3293 thermostatic mixer
 Partie encastrée pour les mitigeurs IS3293



BRONZO - BRONZE **UN 06000 0000 362,00**



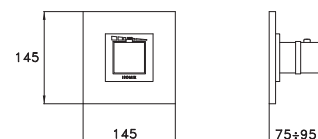
IS3293 P.V.

Parti in vista per miscelatore termostatico modello monoblocco IS3293
 Da installare su parte incasso codice UN 06000 0000
 Visible parts for thermostatic mixer IS 3293 one-piece model
 To be installed on built-in part code UN 06000 0000



Façade pour mitigeur thermostatique.
 A installer sur la partie encastrée UN 06000 0000

	BQ 06010 CR00	306,00
CROMO- CHROME	NI00	407,00
NICHEL-NICKEL	PV02	490,00
NICHEL PVD- NICKEL PVD	NI01	426,00
NICHEL SPAZ - NICKEL MATTE - NICKEL MAT	PV01	490,00
OTTONE PVD - BRASS PVD - LAITON PVD	AU00	1041,00
ORO - GOLD - OR 24 CARATS	AU02	821,00
ORO ROSA - ROSE GOLD- OR ROSE	AG00	992,00
ARGENTO - SILVER - ARGENT	BZ00	490,00
BRONZO - BRONZE	BZ01	490,00
BRONZO SCURO - DARK BRONZE - BRONZE NOIR		

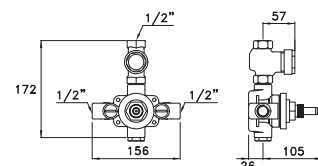


IS3292

Parti incasso per figure IS3292
 Concealed body for IS3292 thermostatic mixer
 Partie encastrée pour les mitigeurs IS3292



BRONZO - BRONZE **UN 06001 0000 432,00**



IS3292 P.V.

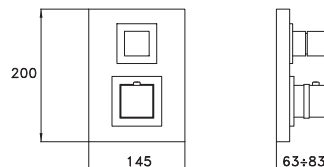
Parti in vista per miscelatore termostatico modello monoblocco IS3292 con rubinetto erogazione
Da installare su parte incasso codice UN 06001 0000

Visible parts for thermostatic mixer IS 3292 one-piece model with tap
To be installed on built-in part code UN 06001 0000

Façade pour mitigeur thermostatique avec robinet de sortie
A installer sur la partie encastrée UN 06001 0000



CROMO- CHROME	BQ 06011 CR00	414,00
NICHEL-NICKEL	NI00	551,00
NICHEL PVD- NICKEL PVD	PV02	663,00
NICHEL SPAZ - NICKEL MATTE - NICKEL MAT	NI01	576,00
OTTONE PVD - BRASS PVD - LAITON PVD	PV01	663,00
ORO - GOLD - OR 24 CARATS	AU00	1408,00
ORO ROSA - ROSE GOLD- OR ROSE	AU02	1110,00
ARGENTO - SILVER - ARGENT	AG00	1342,00
BRONZO - BRONZE	BZ00	663,00
BRONZO SCURO -DARK BRONZE - BRONZE NOIR	BZ01	663,00



IS3294

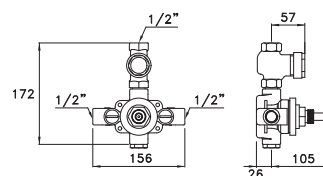
Parti incasso per figure is3294

Concealed body for IS3294 thermostatic mixer

Partie encastrée pour les mitigeurs IS3294



BRONZO - BRONZE	UN 06002 0000	549,00
-----------------	----------------------	---------------



IS3294 P.V.

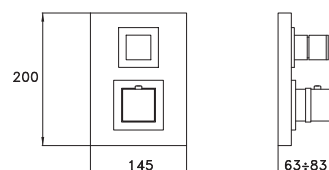
Parti in vista per miscelatore termostatico modello monoblocco IS3294 con rubinetto/deviatore
Da installare su parte incasso codice UN 06002 0000

Visible parts for thermostatic mixer IS 3294 one-piece model with two way tap/diverter
To be installed on built-in part code UN 06002 0000

Façade pour mitigeur thermostatique avec robinet/inverseur encastré à 2 sorties pour douche
A installer sur la partie encastrée UN 06002 0000



CROMO- CHROME	BQ 06012 CR00	414,00
NICHEL-NICKEL	NI00	551,00
NICHEL PVD- NICKEL PVD	PV02	663,00
NICHEL SPAZ - NICKEL MATTE - NICKEL MAT	NI01	576,00
OTTONE PVD - BRASS PVD - LAITON PVD	PV01	663,00
ORO - GOLD - OR 24 CARATS	AU00	1408,00
ORO ROSA - ROSE GOLD- OR ROSE	AU02	1110,00
ARGENTO - SILVER - ARGENT	AG00	1342,00
BRONZO - BRONZE	BZ00	663,00
BRONZO SCURO -DARK BRONZE - BRONZE NOIR	BZ01	663,00



STELLA



ACCESSORI ACCESSOIRES ACCESSORIES

pag 421

130

Design Michele De Lucchi-Philippe Nigro



La serie 130, disegnata dall'Architetto De Lucchi in occasione dell'anniversario di Stella prevede una forma fluida e slanciata, maniacalmente studiata nella sua plasticità. È fortemente sfiancato per equilibrare la massa del corpo con la prensilità e la funzionalità d'uso. In tutte le sue declinazioni, l'effetto floreale rimane l'elemento caratteristico e associa una ricercata eleganza a un grande senso di plasticità

130 Series aims to be the new contemporary classic Line in Stella's catalogue. Michele De Lucchi defines Series 130 as "a model with smooth and sleek shape, in all its variations, the floral effect remains the hallmark, in combination with a refined elegance and a great sense of plasticity in the maintenance and cleaning."

Le modèle 130, conçue par l'Architect Michele De Lucchi, possède des formes fluides et élancées, avec une plastique étudiée de façon rigoureuse. Il est tout en courbe pour équilibrer la masse du corps, la fonctionnalité et la préhension de sa manette. Dans tous les modèles, l'effet floral reste l'élément distinctif qui associe élégance et usage pratique pour l'entretien et le nettoyage.

130- 3217

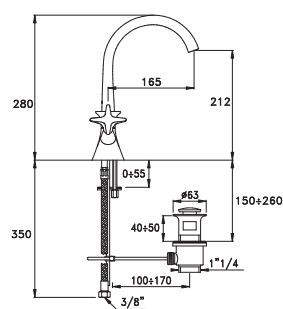
Gruppo lavabo monoforo bocca alta orientabile, scarico 1"1/4

Single-hole washbasin mixer high swinging spout, pop-up waste 1" 1/4

Mélangeur de lavabo monotrou avec bec haut orientable et vidage 1" 1/4



	CT 0004	CR00	473,00
CROMO- CHROME			
NICHEL-NICKEL	NI00		643,00
NICHEL PVD- NICKEL PVD	PV02		786,00
NICHEL SPAZ - NICKEL MATTE - NICKEL MAT	NI01		675,00
OTTONE PVD - BRASS PVD - LAITON PVD	PV01		786,00
ORO - GOLD - OR 24 CARATS	AU00		1617,00
ORO ROSA - ROSE GOLD- OR ROSE	AU02		1132,00
ARGENTO - SILVER - ARGENT	AG00		1456,00
BRONZO - BRONZE	BZ00		786,00
BRONZO SCURO -DARK BRONZE - BRONZE NOIR	BZ01		786,00



130- 3225

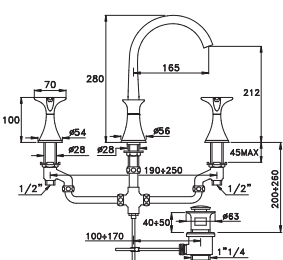
Gruppo lavabo tre fori bocca alta orientabile, scarico 1"1/4

Three-hole washbasin mixer, high swinging spout, pop-up waste 1" 1/4

Mélangeur de lavabo 3 trous avec bec haut orientable et vidage 1" 1/4



	CT 0015	CR00	536,00
CROMO- CHROME			
NICHEL-NICKEL	NI00		729,00
NICHEL PVD- NICKEL PVD	PV02		890,00
NICHEL SPAZ - NICKEL MATTE - NICKEL MAT	NI01		765,00
OTTONE PVD - BRASS PVD - LAITON PVD	PV01		890,00
ORO - GOLD - OR 24 CARATS	AU00		1833,00
ORO ROSA - ROSE GOLD- OR ROSE	AU02		1284,00
ARGENTO - SILVER - ARGENT	AG00		1649,00
BRONZO - BRONZE	BZ00		890,00
BRONZO SCURO -DARK BRONZE - BRONZE NOIR	BZ01		890,00



130- 3223DL

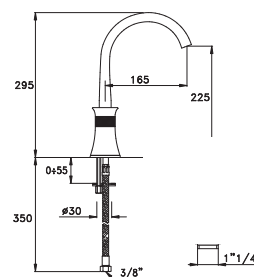
Gruppo lavabo monoforo a doppio comando, bocca alta orientabile

Single-hole washbasin mixer high swinging spout, dual control: flow and temperature

Mitigeur monocommande de lavabo avec bec haut orientable sans vidage



	CT 0018	CR00	395,00
CROMO- CHROME			
NICHEL-NICKEL	NI00		536,00
NICHEL PVD- NICKEL PVD	PV02		655,00
NICHEL SPAZ - NICKEL MATTE - NICKEL MAT	NI01		563,00
OTTONE PVD - BRASS PVD - LAITON PVD	PV01		655,00
ORO - GOLD - OR 24 CARATS	AU00		1348,00
ORO ROSA - ROSE GOLD- OR ROSE	AU02		944,00
ARGENTO - SILVER - ARGENT	AG00		1214,00
BRONZO - BRONZE	BZ00		655,00
BRONZO SCURO -DARK BRONZE - BRONZE NOIR	BZ01		655,00



130- 3863TR

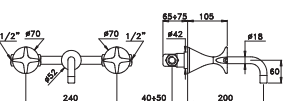
Gruppo per lavabo da incasso a parete con congiunzioni interne non montate

Concealed basin mixer with not assembled internal connections

Mélangeur de lavabo mural encastré, livré avec les pièces de raccordement non assemblées



	CT 01001	CR00	553,00
CROMO- CHROME			
NICHEL-NICKEL	NI00		750,00
NICHEL PVD- NICKEL PVD	PV02		947,00
NICHEL SPAZ - NICKEL MATTE - NICKEL MAT	NI01		787,00
OTTONE PVD - BRASS PVD - LAITON PVD	PV01		947,00
ORO - GOLD - OR 24 CARATS	AU00		1887,00
ORO ROSA - ROSE GOLD- OR ROSE	AU02		1321,00
ARGENTO - SILVER - ARGENT	AG00		1699,00
BRONZO - BRONZE	BZ00		947,00
BRONZO SCURO -DARK BRONZE - BRONZE NOIR	BZ01		947,00



3863MC - 1/2"

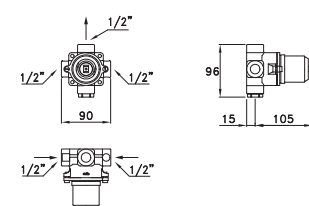
Corpo incasso per miscelatore monocomando per doccia

Built-in unit for single-command shower mixer

Corps encastré pour mitigeur mono commande de douche



BRONZO - BRONZE	UN 01400 0000	175,00
-----------------	---------------	--------

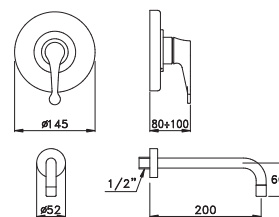


130- 3863MC

Gruppo miscelatore per lavabo, per installazione da incasso a parete
 Concealed wall-mounted single-handle washbasin mixer with spout
 Mitigeur encastré de lavabo avec bec mural



	CT 01414 CROO	328,00
CROMO- CHROME	NI00	499,00
NICHEL-NICKEL	PV02	648,00
NICHEL PVD- NICKEL PVD	NI01	533,00
NICHEL SPAZ - NICKEL MATTE - NICKEL MAT	PV01	648,00
OTTONE PVD - BRASS PVD - LAITON PVD	AU00	1519,00
ORO - GOLD - OR 24 CARATS	AU02	1064,00
ORO ROSA - ROSE GOLD- OR ROSE	AG00	1350,00
ARGENTO - SILVER - ARGENT	BZ00	648,00
BRONZO - BRONZE	BZ01	648,00
BRONZO SCURO -DARK BRONZE - BRONZE NOIR		

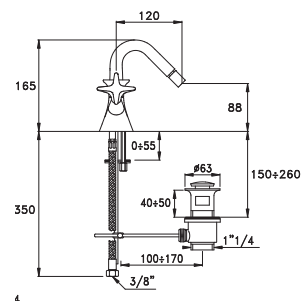


130- 3604

Gruppo bidet monoforo, scarico 1"1/4
 Single-hole bidet mixer and pop-up waste
 Mélangeur de bidet monotrou avec bec bas à jet orientable et vidage 1"1/4



	CT 00204 CROO	473,00
CROMO- CHROME	NI00	643,00
NICHEL-NICKEL	PV02	786,00
NICHEL SPAZ - NICKEL MATTE - NICKEL MAT	NI01	675,00
OTTONE PVD - BRASS PVD - LAITON PVD	PV01	786,00
ORO - GOLD - OR 24 CARATS	AU00	1617,00
ORO ROSA - ROSE GOLD- OR ROSE	AU02	1132,00
ARGENTO - SILVER - ARGENT	AG00	1456,00
BRONZO - BRONZE	BZ00	786,00
BRONZO SCURO -DARK BRONZE - BRONZE NOIR	BZ01	786,00

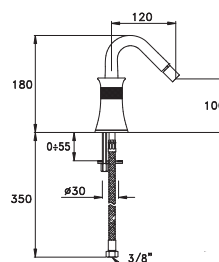


130- 3602DL

Gruppo bidet monoforo a doppio comando
 Single-hole bidet mixer with swinging spout, dual control: flow and temperature
 Mitigeur de bidet monotrou avec bec bas à jet orientable sans vidage



	CT 00302 CROO	395,00
CROMO- CHROME	NI00	536,00
NICHEL-NICKEL	PV02	655,00
NICHEL SPAZ - NICKEL MATTE - NICKEL MAT	NI01	563,00
OTTONE PVD - BRASS PVD - LAITON PVD	PV01	655,00
ORO - GOLD - OR 24 CARATS	AU00	1348,00
ORO ROSA - ROSE GOLD- OR ROSE	AU02	944,00
ARGENTO - SILVER - ARGENT	AG00	1214,00
BRONZO - BRONZE	BZ00	655,00
BRONZO SCURO -DARK BRONZE - BRONZE NOIR	BZ01	655,00

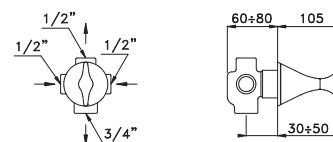


130- 0/150

Deviatore manuale da incasso
 Manual bath-shower diverter, concealed 1/2"
 Inverseur manuel bain-douche à encastrer



	CT 01200 CROO	248,00
CROMO- CHROME	NI00	335,00
NICHEL-NICKEL	PV02	410,00
NICHEL SPAZ - NICKEL MATTE - NICKEL MAT	NI01	351,00
OTTONE PVD - BRASS PVD - LAITON PVD	PV01	410,00
ORO - GOLD - OR 24 CARATS	AU00	844,00
ORO ROSA - ROSE GOLD- OR ROSE	AU02	591,00
ARGENTO - SILVER - ARGENT	AG00	759,00
BRONZO - BRONZE	BZ00	410,00
BRONZO SCURO -DARK BRONZE - BRONZE NOIR	BZ01	410,00



130- 0/154

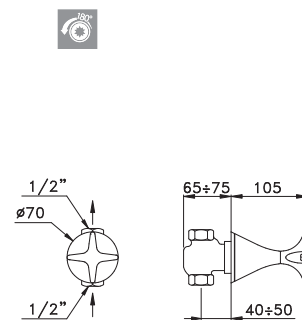
Rubinetto da incasso a passaggio dritto

Concealed straight control valve, with female connections

Robinet droit à encastrer arrivée femelle disponible



	CT 01100	CR00	210,00
CROMO- CHROME			
NICHEL-NICKEL		NI00	283,00
NICHEL PVD- NICKEL PVD		PV02	347,00
NICHEL SPAZ - NICKEL MATTE - NICKEL MAT		NI01	297,00
OTTONE PVD - BRASS PVD - LAITON PVD		PV01	347,00
ORO - GOLD - OR 24 CARATS		AU00	713,00
ORO ROSA - ROSE GOLD- OR ROSE		AU02	500,00
ARGENTO - SILVER - ARGENT		AG00	642,00
BRONZO - BRONZE		BZ00	347,00
BRONZO SCURO -DARK BRONZE - BRONZE NOIR		BZ01	347,00



130- 0/152

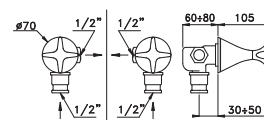
Rubinetto da incasso ad angolo

Concealed angle control valve

Robinet d'équerre à encastrer avec raccord droite à l'entrée



	CT 01101	CR00	215,00
CROMO- CHROME			
NICHEL-NICKEL		NI00	291,00
NICHEL PVD- NICKEL PVD		PV02	356,00
NICHEL SPAZ - NICKEL MATTE - NICKEL MAT		NI01	305,00
OTTONE PVD - BRASS PVD - LAITON PVD		PV01	356,00
ORO - GOLD - OR 24 CARATS		AU00	732,00
ORO ROSA - ROSE GOLD- OR ROSE		AU02	513,00
ARGENTO - SILVER - ARGENT		AG00	659,00
BRONZO - BRONZE		BZ00	356,00
BRONZO SCURO -DARK BRONZE - BRONZE NOIR		BZ01	356,00



130- 0/153

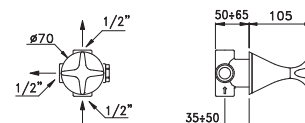
Rubinetto/deviatore manuale per vasca-doccia a 2 vie. Installazione da incasso a parete

Two way diverter/shower tap for built-in installation

Robinet/inverseur encastré à 2 sorties pour douche



	CT 01202	CR00	364,00
CROMO- CHROME			
NICHEL-NICKEL		NI00	493,00
NICHEL PVD- NICKEL PVD		PV02	602,00
NICHEL SPAZ - NICKEL MATTE - NICKEL MAT		NI01	504,00
OTTONE PVD - BRASS PVD - LAITON PVD		PV01	602,00
ORO - GOLD - OR 24 CARATS		AU00	1240,00
ORO ROSA - ROSE GOLD- OR ROSE		AU02	868,00
ARGENTO - SILVER - ARGENT		AG00	1116,00
BRONZO - BRONZE		BZ00	602,00
BRONZO SCURO -DARK BRONZE - BRONZE NOIR		BZ01	602,00



130- 0/250 - 1/2"

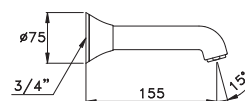
Bocca vasca per gruppi incasso

Wall mounted bath spout, 3/4" union length 160 mm

Bec mural de baignoire 3/4"



	CT 09000	CR00	123,00
CROMO- CHROME			
NICHEL-NICKEL		NI00	165,00
NICHEL PVD- NICKEL PVD		PV02	203,00
NICHEL SPAZ - NICKEL MATTE - NICKEL MAT		NI01	174,00
OTTONE PVD - BRASS PVD - LAITON PVD		PV01	203,00
ORO - GOLD - OR 24 CARATS		AU00	416,00
ORO ROSA - ROSE GOLD- OR ROSE		AU02	292,00
ARGENTO - SILVER - ARGENT		AG00	374,00
BRONZO - BRONZE		BZ00	203,00
BRONZO SCURO -DARK BRONZE - BRONZE NOIR		BZ01	203,00



130- 3256TR308

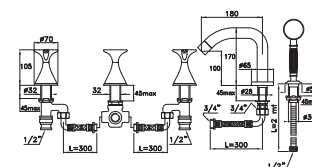
Gruppo vasca doccia tradizionale con deviatore manuale per installazione su bordo vasca completo di doccia a mano

Deck mounted twin-control bath and shower mixer with manual diverter and hand shower

Mélangeur bain-douche manuel pour installation horizontale avec inverseur manuel et avec douchette



	CT 02304	CR00	1336,00
CROMO- CHROME			
NICHEL-NICKEL		NI00	1857,00
NICHEL PVD- NICKEL PVD		PV02	2271,00
NICHEL SPAZ - NICKEL MATTE - NICKEL MAT		NI01	1951,00
OTTONE PVD - BRASS PVD - LAITON PVD		PV01	2271,00
ORO - GOLD - OR 24 CARATS		AU00	4674,00
ORO ROSA - ROSE GOLD- OR ROSE		AU02	3272,00
ARGENTO - SILVER - ARGENT		AG00	4208,00
BRONZO - BRONZE		BZ00	2271,00
BRONZO SCURO -DARK BRONZE - BRONZE NOIR		BZ01	2271,00





130- 3274CL306

Gruppo per vasca doccia con montanti da pavimento completo di doccia a mano

Per una migliore sicurezza d'installazione, si consiglia l'utilizzo del collare di sostegno art. 276 di seguito illustrato.

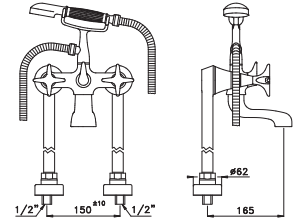
Exposed bath & shower mixer with free-standing floor legs, manual diverter and hand shower

For safer installation of this article we suggest to use the fastening collar ref.276

Mélangeur bain-douche avec colonnes au sol avec inverseur manuel avec ensemble douchette

Pour une meilleure sécurité de l'installation, nous recommandons l'utilisation du collier de support. 276 décrit ci-dessous.

	CT 02208	CR00	1170,00
CROMO- CHROME			
NICHEL-NICKEL		NI00	1589,00
NICHEL PVD- NICKEL PVD		PV02	1943,00
NICHEL SPAZ - NICKEL MATTE - NICKEL MAT		NI01	1668,00
OTTONE PVD - BRASS PVD - LAITON PVD		PV01	1943,00
ORO - GOLD - OR 24 CARATS		AU00	4001,00
ORO ROSA - ROSE GOLD- OR ROSE		AU02	2801,00
ARGENTO - SILVER - ARGENT		AG00	3601,00
BRONZO - BRONZE		BZ00	1943,00
BRONZO SCURO -DARK BRONZE - BRONZE NOIR		BZ01	1943,00



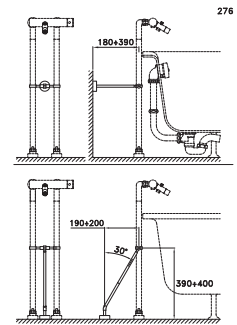
276

Collare di sostegno per gruppi vasca doccia con montanti da pavimento di diametro 29 mm, predisposto per fissaggio al pavimento oppure alla parete

Fastening collar for bath & shower mixers, to used with 29 mm diameter free-standing floor legs. It can be stuck on the floor or on the wall

Collier pour colonnes au sol diamètre 29mm, prévu pour fixation au sol ou au mur

	UN 09101	CR00	302,00
CROMO- CHROME			
NICHEL-NICKEL		NI00	402,00
NICHEL PVD- NICKEL PVD		PV02	486,00
NICHEL SPAZ - NICKEL MATTE - NICKEL MAT		NI01	422,00
OTTONE PVD - BRASS PVD - LAITON PVD		PV01	486,00
ORO - GOLD - OR 24 CARATS		AU00	1057,00
ORO ROSA - ROSE GOLD- OR ROSE		AU02	740,00
ARGENTO - SILVER - ARGENT		AG00	927,00
BRONZO - BRONZE		BZ00	486,00
BRONZO SCURO -DARK BRONZE - BRONZE NOIR		BZ01	486,00



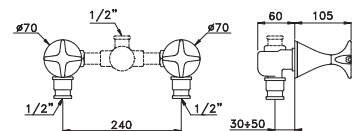
130- 3292TR

Gruppo tradizionale a 2 manopole per doccia, per installazione da incasso a parete, con connessioni interne non montate. Non è corredato dei componenti doccia

Concealed wall-mounted twin-control shower mixer, with internal connections not assembled. Supplied without shower components.

Mélangeur à encastrer à têtes traditionnelles pour douche, pièces de raccordement non montées. Ensemble de douche non fourni

	CT 01300	CR00	440,00
CROMO- CHROME			
NICHEL-NICKEL		NI00	597,00
NICHEL PVD- NICKEL PVD		PV02	730,00
NICHEL SPAZ - NICKEL MATTE - NICKEL MAT		NI01	626,00
OTTONE PVD - BRASS PVD - LAITON PVD		PV01	730,00
ORO - GOLD - OR 24 CARATS		AU00	1502,00
ORO ROSA - ROSE GOLD- OR ROSE		AU02	1052,00
ARGENTO - SILVER - ARGENT		AG00	1352,00
BRONZO - BRONZE		BZ00	730,00
BRONZO SCURO -DARK BRONZE - BRONZE NOIR		BZ01	730,00



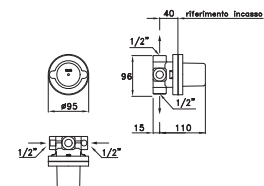
3292MC - 1/2"

Corpo incasso per miscelatore monocomando per doccia

Built-in unit for single-command shower mixer

Corps encastré pour mitigeur monocommande de douche

	UN 01400	0000	175,00
BRONZO - BRONZE			



130- 3292MC P.V.

Parti in vista per miscelatore monocomando per doccia

Da vendere unitamente al corpo incasso cod.UN 01400 0000

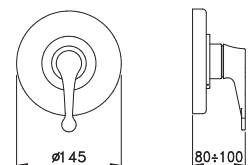
Exposed parts for single-command shower mixer

To be installed on built-in part code UN 01400 0000

Façade apparente pour mitigeur monocommande de douche

A installer sur la partie encastrée UN 01400 0000

	CT 01410	CR00	287,00
CROMO- CHROME			
NICHEL-NICKEL		NI00	389,00
NICHEL PVD- NICKEL PVD		PV02	476,00
NICHEL SPAZ - NICKEL MATTE - NICKEL MAT		NI01	409,00
OTTONE PVD - BRASS PVD - LAITON PVD		PV01	476,00
ORO - GOLD - OR 24 CARATS		AU00	978,00
ORO ROSA - ROSE GOLD- OR ROSE		AU02	685,00
ARGENTO - SILVER - ARGENT		AG00	880,00
BRONZO - BRONZE		BZ00	476,00
BRONZO SCURO -DARK BRONZE - BRONZE NOIR		BZ01	476,00





Completamenti

Completions

Compléments

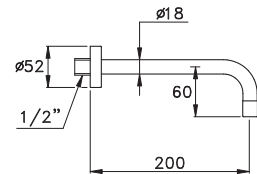
863 - 1/2"

Bocca di erogazione a parete con rompigetto aeratore all'uscita e diametro tubo 18 mm (sporgenza da parete a centro uscita 200 mm)

Wall mounted spout with aerator and spout diameter 18 mm
Projection from wall to outlet: 200 mm

Bec mural fixe diameter 18 mm avec mousseur Saille 200 mm

	UN	09002	CR00	136,00
CROMO - CHROME				
NICHEL-NICKEL			NI00	179,00
NICHEL PVD - NICKEL PVD			PV02	217,00
NICHEL SPAZ - NICKEL MATTE - NICKEL MAT			NI01	188,00
OTTONE PVD - BRASS PVD - LAITON PVD			PV01	217,00
ORO - GOLD - OR 24 CARATS			AU00	418,00
ORO ROSA - ROSE GOLD - OR ROSE			AU02	293,00
ARGENTO - SILVER - ARGENT			AG00	379,00
BRONZO - BRONZE			BZ00	217,00
BRONZO SCURO - DARK BRONZE - BRONZE NOIR			BZ01	217,00



863AR - 1/2"

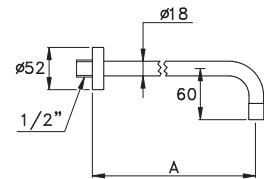
Bocca di lunghezza uguale a 100, 300, 400 mm
Per ordine far seguire al codice: /100, /300, /400

On request: projection of the spout of 100, 300, 400 mm

Bec longueur special à 100, 300, 400 mm

Pour ordre faire suivre le code usine de /100, /300, /400

	UN	09003	CR00	214,00
CROMO - CHROME				
NICHEL-NICKEL			NI00	263,00
NICHEL PVD - NICKEL PVD			PV02	317,00
NICHEL SPAZ - NICKEL MATTE - NICKEL MAT			NI01	276,00
OTTONE PVD - BRASS PVD - LAITON PVD			PV01	317,00
ORO - GOLD - OR 24 CARATS			AU00	541,00
ORO ROSA - ROSE GOLD - OR ROSE			AU02	379,00
ARGENTO - SILVER - ARGENT			AG00	481,00
BRONZO - BRONZE			BZ00	317,00
BRONZO SCURO - DARK BRONZE - BRONZE NOIR			BZ01	317,00



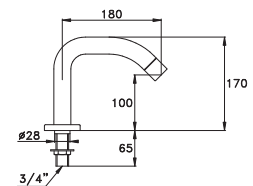
0/255

Bocca per installazione su bordo vasca, attacco 3/4"

Bath spout for deck mounting 3/4"

Bec pour installation horizontal de baignoire 3/4"

	UN	09007	CR00	120,00
CROMO - CHROME				
NICHEL-NICKEL			NI00	160,00
NICHEL PVD - NICKEL PVD			PV02	192,00
NICHEL SPAZ - NICKEL MATTE - NICKEL MAT			NI01	167,00
OTTONE PVD - BRASS PVD - LAITON PVD			PV01	192,00
ORO - GOLD - OR 24 CARATS			AU00	408,00
ORO ROSA - ROSE GOLD - OR ROSE			AU02	322,00
ARGENTO - SILVER - ARGENT			AG00	389,00
BRONZO - BRONZE			BZ00	192,00
BRONZO SCURO - DARK BRONZE - BRONZE NOIR			BZ01	192,00



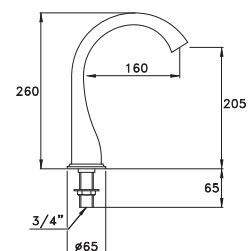
0/256

Bocca di erogazione

Bath spout

Bec haute à poser

	UN	09008	CR00	211,00
CROMO - CHROME				
NICHEL-NICKEL			NI00	281,00
NICHEL PVD - NICKEL PVD			PV02	338,00
NICHEL SPAZ - NICKEL MATTE - NICKEL MAT			NI01	294,00
OTTONE PVD - BRASS PVD - LAITON PVD			PV01	338,00
ORO - GOLD - OR 24 CARATS			AU00	718,00
ORO ROSA - ROSE GOLD - OR ROSE			AU02	566,00
ARGENTO - SILVER - ARGENT			AG00	684,00
BRONZO - BRONZE			BZ00	338,00
BRONZO SCURO - DARK BRONZE - BRONZE NOIR			BZ01	338,00



358

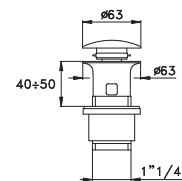
Scarico 1"1/4 per lavabo o bidet con apertura e chiusura del tappo a scatto con comando a pressione

Drain 1"1/4 for basin or bidet with spring-opening and closing with push control

Vidage pour lavabo ou bidet avec commande à pression, type "clic-clac"



	UN 09200 CROO	79,00
CROMO-CHROME	UN 09200 CROO	79,00
NICHEL-NICKEL	NI00	110,00
NICHEL PVD- NICKEL PVD	PV02	134,00
NICHEL SPAZ- NICKEL MATTE- NICKEL MAT	NI01	116,00
OTTONE PVD- BRASS PVD- LAITON PVD	PV01	134,00
ORO - GOLD - OR 24 CARATS	AU00	277,00
ORO ROSA - ROSE GOLD- OR ROSE	AU02	194,00
ARGENTO - SILVER - ARGENT	AG00	249,00
BRONZO - BRONZE	BZ00	134,00
BRONZO SCURO - DARK BRONZE - BRONZE NOIR	BZ01	134,00



461T

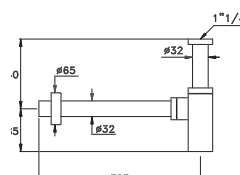
Sifone a "bottiglia"; profilo tondo

Round bottle trap

Siphon bouteille rond



	UN 09402 CROO	125,00
CROMO-CHROME	UN 09402 CROO	125,00
NICHEL-NICKEL	NI00	167,00
NICHEL PVD- NICKEL PVD	PV02	200,00
NICHEL SPAZ- NICKEL MATTE- NICKEL MAT	NI01	174,00
OTTONE PVD- BRASS PVD- LAITON PVD	PV01	200,00
ORO - GOLD - OR 24 CARATS	AU00	425,00
ORO ROSA - ROSE GOLD- OR ROSE	AU02	335,00
ARGENTO - SILVER - ARGENT	AG00	405,00
BRONZO - BRONZE	BZ00	200,00
BRONZO SCURO - DARK BRONZE - BRONZE NOIR	BZ01	200,00



703T - 3/4"

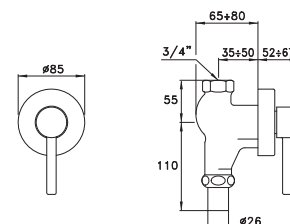
Rubinetto di cacciata per installazione da incasso a parete, con chiusura a vite

Flushing tap, concealed wall-mounting, screw closing valve 3/4"

Robinet de chasse à encastrer à fermeture manuelle



	BT 08000 CROO	312,00
CROMO-CHROME	BT 08000 CROO	312,00
NICHEL-NICKEL	NI00	415,00
NICHEL PVD- NICKEL PVD	PV02	500,00
NICHEL SPAZ- NICKEL MATTE- NICKEL MAT	NI01	434,00
OTTONE PVD- BRASS PVD- LAITON PVD	PV01	500,00
ORO - GOLD - OR 24 CARATS	AU00	1061,00
ORO ROSA - ROSE GOLD- OR ROSE	AU02	837,00
ARGENTO - SILVER - ARGENT	AG00	1011,00
BRONZO - BRONZE	BZ00	500,00
BRONZO SCURO - DARK BRONZE - BRONZE NOIR	BZ01	500,00



704T - 3/4"

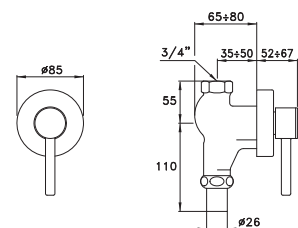
Rubinetto di cacciata per installazione da incasso a parete, con chiusura a molla non ritardata

Flushing tap, concealed wall-mounting, with undelayed spring valve 3/4"

Robinet de chasse à encastrer avec fermeture à ressort non temporisée



	BT 08100 CROO	318,00
CROMO-CHROME	BT 08100 CROO	318,00
NICHEL-NICKEL	NI00	423,00
NICHEL PVD- NICKEL PVD	PV02	509,00
NICHEL SPAZ- NICKEL MATTE- NICKEL MAT	NI01	443,00
OTTONE PVD- BRASS PVD- LAITON PVD	PV01	509,00
ORO - GOLD - OR 24 CARATS	AU00	1082,00
ORO ROSA - ROSE GOLD- OR ROSE	AU02	853,00
ARGENTO - SILVER - ARGENT	AG00	1031,00
BRONZO - BRONZE	BZ00	509,00
BRONZO SCURO - DARK BRONZE - BRONZE NOIR	BZ01	509,00



3820

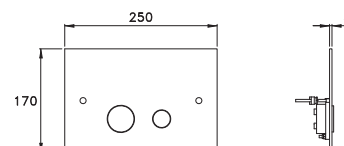
Placca per cassetta di scarico. Compatibile con i sistemi Geberit Sigma UP320 e UP720.

WC Control plate. Compatible with Geberit Sigma systems UP320 e UP720.

Plaque en laiton massif double touche. Compatible avec système Geberit Sigma UP320 et UP 720



	UN 09500 CROO	345,00
CROMO-CHROME	UN 09500 CROO	345,00
NICHEL-NICKEL	NI00	480,00
NICHEL PVD- NICKEL PVD	PV02	587,00
NICHEL SPAZ- NICKEL MATTE- NICKEL MAT	NI01	504,00
OTTONE PVD- BRASS PVD- LAITON PVD	PV01	587,00
ORO - GOLD - OR 24 CARATS	AU00	1207,00
ORO ROSA - ROSE GOLD- OR ROSE	AU02	966,00
ARGENTO - SILVER - ARGENT	AG00	1086,00
BRONZO - BRONZE	BZ00	587,00
BRONZO SCURO - DARK BRONZE - BRONZE NOIR	BZ01	587,00



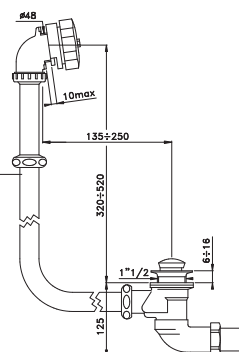
338

Colonna di scarico per vasca con comando a volantino, codolo di uscita in materiale plastico Ø 40 mm

Vertical bath-drain pipe, handwheel control, plastic outlet pipe diameter 40 mm

Vidage de baignoire sans siphon, avec coude de sortie plastique Ø 40 mm

	UN 09203	CR00	287,00
CROMO- CHROME			
NICHEL-NICKEL	NI00		364,00
NICHEL PVD- NICKEL PVD	PV02		424,00
NICHEL SPAZ - NICKEL MATTE - NICKEL MAT	NI01		383,00
OTTONE PVD - BRASS PVD - LAITON PVD	PV01		424,00
ORO - GOLD - OR 24 CARATS	AU00		772,00
ORO ROSA - ROSE GOLD- OR ROSE	AU02		541,00
ARGENTO - SILVER - ARGENT	AG00		680,00
BRONZO - BRONZE	BZ00		424,00
BRONZO SCURO -DARK BRONZE - BRONZE NOIR	BZ01		424,00



338AV

Come 338 ma interamente rifinita per installazione "a vista".

Vertical bath-drain pipe, handwheel control, plastic outlet pipe diameter 38 mm completely finished for instalation in sight

Vidage de baignoire sans siphon, avec coude de sortie laiton Ø 38 mm pour installation apparente

	UN 09204	CR00	842,00
CROMO- CHROME			
NICHEL-NICKEL	NI00		1164,00
NICHEL PVD- NICKEL PVD	PV02		1428,00
NICHEL SPAZ - NICKEL MATTE - NICKEL MAT	NI01		1223,00
OTTONE PVD - BRASS PVD - LAITON PVD	PV01		1428,00
ORO - GOLD - OR 24 CARATS	AU00		3462,00
ORO ROSA - ROSE GOLD- OR ROSE	AU02		2424,00
ARGENTO - SILVER - ARGENT	AG00		3070,00
BRONZO - BRONZE	BZ00		1428,00
BRONZO SCURO -DARK BRONZE - BRONZE NOIR	BZ01		1428,00

338S

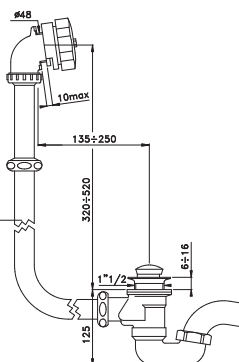
Colonna di scarico per vasca, con comando a volantino, completa di sifone, codolo di uscita in materiale plastico Ø 40 mm (chiusura idraulica 50 mm, secondo la Norma Europea)

Vertical bath-drain pipe, handwheel control, with trap, plastic outlet pipe diameter 40 mm (50 mm trap in conformity with European standards)

Vidage de baignoire avec siphon, coude de sortie plastique Ø 40 mm

Garde d'eau 50 mm, selon la Norme Européenn

	UN 09205	CR00	364,00
CROMO- CHROME			
NICHEL-NICKEL	NI00		440,00
NICHEL PVD- NICKEL PVD	PV02		502,00
NICHEL SPAZ - NICKEL MATTE - NICKEL MAT	NI01		462,00
OTTONE PVD - BRASS PVD - LAITON PVD	PV01		502,00
ORO - GOLD - OR 24 CARATS	AU00		857,00
ORO ROSA - ROSE GOLD- OR ROSE	AU02		600,00
ARGENTO - SILVER - ARGENT	AG00		757,00
BRONZO - BRONZE	BZ00		502,00
BRONZO SCURO -DARK BRONZE - BRONZE NOIR	BZ01		502,00



338SAV

Come 338S ma rifinita per installazione "a vista"

Same as 338S but finished for installation in sight

Idem 338S, chromé pour installation apparente

	UN 09206	CR00	942,00
CROMO- CHROME			
NICHEL-NICKEL	NI00		1318,00
NICHEL PVD- NICKEL PVD	PV02		1613,00
NICHEL SPAZ - NICKEL MATTE - NICKEL MAT	NI01		1384,00
OTTONE PVD - BRASS PVD - LAITON PVD	PV01		1613,00
ORO - GOLD - OR 24 CARATS	AU00		3879,00
ORO ROSA - ROSE GOLD- OR ROSE	AU02		2716,00
ARGENTO - SILVER - ARGENT	AG00		3448,00
BRONZO - BRONZE	BZ00		1613,00
BRONZO SCURO -DARK BRONZE - BRONZE NOIR	BZ01		1613,00

Docce

Shower

Douches



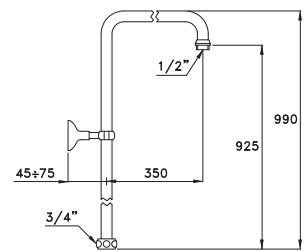
301

Tubo doccia rigido

Rigid shower pipe

Colonne de douche apparente

	UN	03200	CR00	219,00
CROMO- CHROME				
NICHEL-NICKEL			NI00	292,00
NICHEL PVD- NICKEL PVD			PV02	351,00
NICHEL SPAZ - NICKEL MATTE - NICKEL MAT			NI01	305,00
OTTONE PVD - BRASS PVD - LAITON PVD			PV01	351,00
ORO - GOLD - OR 24 CARATS			AU00	745,00
ORO ROSA - ROSE GOLD- OR ROSE			AU02	587,00
ARGENTO - SILVER - ARGENT			AG00	710,00
BRONZO - BRONZE			BZ00	351,00
BRONZO SCURO -DARK BRONZE - BRONZE NOIR			BZ01	351,00



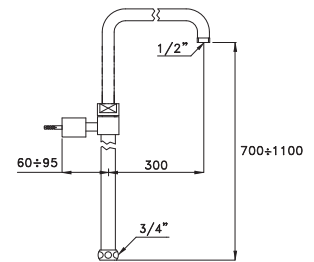
301TB

Tubo doccia Telescopico (altezza regolabile 70-110 cm)

Telescopic Shower pipe (adjustable height 70-110 cm)

Colonne réglable de douche apparent (70 à 110 cm)

	UN	03201	CR00	348,00
CROMO- CHROME				
NICHEL-NICKEL			NI00	463,00
NICHEL PVD- NICKEL PVD			PV02	557,00
NICHEL SPAZ - NICKEL MATTE - NICKEL MAT			NI01	484,00
OTTONE PVD - BRASS PVD - LAITON PVD			PV01	557,00
ORO - GOLD - OR 24 CARATS			AU00	1184,00
ORO ROSA - ROSE GOLD- OR ROSE			AU02	933,00
ARGENTO - SILVER - ARGENT			AG00	1128,00
BRONZO - BRONZE			BZ00	557,00
BRONZO SCURO -DARK BRONZE - BRONZE NOIR			BZ01	557,00



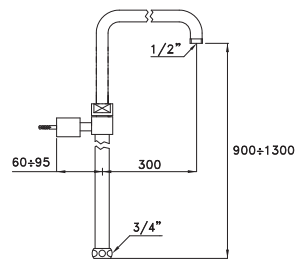
301TA

Tubo doccia Telescopico (altezza regolabile 90-130 cm)

Telescopic Shower pipe (adjustable height 90-130 cm)

Colonne réglable de douche apparent (90 à 130 cm)

	UN	03202	CR00	448,00
CROMO- CHROME				
NICHEL-NICKEL			NI00	596,00
NICHEL PVD- NICKEL PVD			PV02	717,00
NICHEL SPAZ - NICKEL MATTE - NICKEL MAT			NI01	623,00
OTTONE PVD - BRASS PVD - LAITON PVD			PV01	717,00
ORO - GOLD - OR 24 CARATS			AU00	1524,00
ORO ROSA - ROSE GOLD- OR ROSE			AU02	1201,00
ARGENTO - SILVER - ARGENT			AG00	1452,00
BRONZO - BRONZE			BZ00	717,00
BRONZO SCURO -DARK BRONZE - BRONZE NOIR			BZ01	717,00




303BIS

Braccio doccia

Shower arm

Bras de douche

	UN	03204	CR00	114,00
CROMO- CHROME				
NICHEL-NICKEL			NI00	152,00
NICHEL PVD- NICKEL PVD			PV02	183,00
NICHEL SPAZ - NICKEL MATTE - NICKEL MAT			NI01	159,00
OTTONE PVD - BRASS PVD - LAITON PVD			PV01	183,00
ORO - GOLD - OR 24 CARATS			AU00	388,00
ORO ROSA - ROSE GOLD- OR ROSE			AU02	306,00
ARGENTO - SILVER - ARGENT			AG00	370,00
BRONZO - BRONZE			BZ00	183,00
BRONZO SCURO -DARK BRONZE - BRONZE NOIR			BZ01	183,00



303L

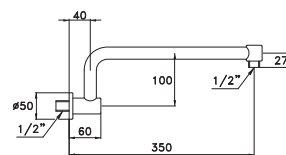
Braccio doccia

Shower arm

Bras de douche



	UN 03205 CR00	147,00
CROMO- CHROME	NI00	196,00
NICHEL-NICKEL	PV02	236,00
NICHEL PVD- NICKEL PVD	NI01	205,00
NICHEL SPAZ - NICKEL MATTE - NICKEL MAT	PV01	236,00
OTTONE PVD - BRASS PVD - LAITON PVD	AU00	500,00
ORO - GOLD - OR 24 CARATS	AU02	394,00
ORO ROSA - ROSE GOLD- OR ROSE	AG00	477,00
ARGENTO - SILVER - ARGENT	BZ00	236,00
BRONZO - BRONZE	BZ01	236,00
BRONZO SCURO - DARK BRONZE - BRONZE NOIR		



311T

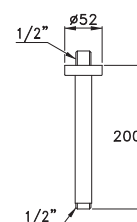
Braccio doccia da soffitto

Ceiling shower arm

Bras de douche plafond



	UN 03215 CR00	114,00
CROMO- CHROME	NI00	152,00
NICHEL-NICKEL	PV02	183,00
NICHEL PVD- NICKEL PVD	NI01	159,00
NICHEL SPAZ - NICKEL MATTE - NICKEL MAT	PV01	183,00
OTTONE PVD - BRASS PVD - LAITON PVD	AU00	388,00
ORO - GOLD - OR 24 CARATS	AU02	306,00
ORO ROSA - ROSE GOLD- OR ROSE	AG00	370,00
ARGENTO - SILVER - ARGENT	BZ00	183,00
BRONZO - BRONZE	BZ01	183,00
BRONZO SCURO - DARK BRONZE - BRONZE NOIR		

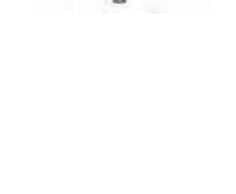


311TAR

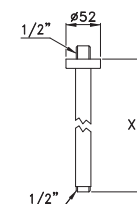
Braccio doccia da soffitto, lunghezza a richiesta

Ceiling mounted shower arm, length on request

Bras de douche de plafond, longueur sur demande



	UN 03216 CR00	144,00
CROMO- CHROME	NI00	192,00
NICHEL-NICKEL	PV02	231,00
NICHEL PVD- NICKEL PVD	NI01	201,00
NICHEL SPAZ - NICKEL MATTE - NICKEL MAT	PV01	231,00
OTTONE PVD - BRASS PVD - LAITON PVD	AU00	490,00
ORO - GOLD - OR 24 CARATS	AU02	386,00
ORO ROSA - ROSE GOLD- OR ROSE	AG00	467,00
ARGENTO - SILVER - ARGENT	BZ00	231,00
BRONZO - BRONZE	BZ01	231,00
BRONZO SCURO - DARK BRONZE - BRONZE NOIR		



316A-200

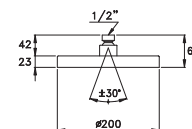
Soffione a pioggia, modello sottile, con fondello smontabile a sistema anticalcare, orientabile con raccordo a snodo sferico - Ø 200 mm

Rain shower head, thin model, removable antilimestone system base, swinging ball-joint union, diameter 200 mm

Pomme de douche orientable à rotule, diamètre 200mm, équipée d'un système anti-calcaire



	UN 03005 CR00	318,00
CROMO- CHROME	NI00	423,00
NICHEL-NICKEL	PV02	509,00
NICHEL PVD- NICKEL PVD	NI01	443,00
NICHEL SPAZ - NICKEL MATTE - NICKEL MAT	PV01	509,00
OTTONE PVD - BRASS PVD - LAITON PVD	AU00	1082,00
ORO - GOLD - OR 24 CARATS	AU02	853,00
ORO ROSA - ROSE GOLD- OR ROSE	AG00	1031,00
ARGENTO - SILVER - ARGENT	BZ00	509,00
BRONZO - BRONZE	BZ01	509,00
BRONZO SCURO - DARK BRONZE - BRONZE NOIR		



316A-300

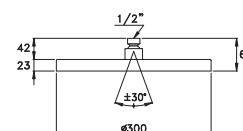
Soffione a pioggia, modello sottile, con fondello smontabile a sistema anticalcare, orientabile con raccordo a snodo sferico - Ø 300 mm

Rain shower head, thin model, removable antilimestone system base, swinging ball-joint union, diameter 300 mm

Pomme de douche orientable à rotule, diamètre 300mm, équipée d'un système anti-calcaire



	UN 03006 CR00	608,00
CROMO- CHROME	NI00	809,00
NICHEL-NICKEL	PV02	973,00
NICHEL PVD- NICKEL PVD	NI01	846,00
NICHEL SPAZ - NICKEL MATTE - NICKEL MAT	PV01	973,00
OTTONE PVD - BRASS PVD - LAITON PVD	AU00	2068,00
ORO - GOLD - OR 24 CARATS	AU02	1630,00
ORO ROSA - ROSE GOLD- OR ROSE	AG00	1970,00
ARGENTO - SILVER - ARGENT	BZ00	973,00
BRONZO - BRONZE	BZ01	973,00
BRONZO SCURO - DARK BRONZE - BRONZE NOIR		

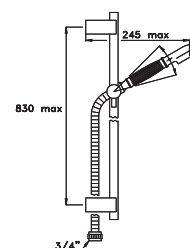


302

Doccia a mano completa di asta a parete
 Shower hand-held and wall mounted slide bar
 Ensemble de douche sur barre



	CT	03100	CR00	273,00
CROMO- CHROME				
NICHEL-NICKEL		NI00		380,00
NICHEL PVD- NICKEL PVD		PV02		465,00
NICHEL SPAZ - NICKEL MATTE - NICKEL MAT		NI01		400,00
OTTONE PVD - BRASS PVD - LAITON PVD		PV01		465,00
ORO - GOLD - OR 24 CARATS		AU00		955,00
ORO ROSA - ROSE GOLD- OR ROSE		AU02		669,00
ARGENTO - SILVER - ARGENT		AG00		861,00
BRONZO - BRONZE		BZ00		465,00
BRONZO SCURO -DARK BRONZE - BRONZE NOIR		BZ01		465,00

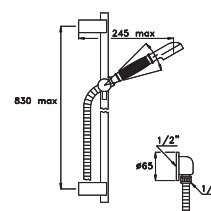


302A

Doccia a mano completa di asta a parete e presa di alimentazione a parete
 Shower hand-held and wall mounted slide bar and wall intake
 Ensemble de douche sur barre avec coude de sortie



	CT	03103	CR00	299,00
CROMO- CHROME				
NICHEL-NICKEL		NI00		415,00
NICHEL PVD- NICKEL PVD		PV02		508,00
NICHEL SPAZ - NICKEL MATTE - NICKEL MAT		NI01		436,00
OTTONE PVD - BRASS PVD - LAITON PVD		PV01		508,00
ORO - GOLD - OR 24 CARATS		AU00		1044,00
ORO ROSA - ROSE GOLD- OR ROSE		AU02		731,00
ARGENTO - SILVER - ARGENT		AG00		941,00
BRONZO - BRONZE		BZ00		508,00
BRONZO SCURO -DARK BRONZE - BRONZE NOIR		BZ01		508,00

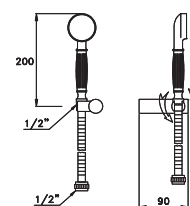


305

Doccia a mano completa di supporto alto orientabile
 Hand spray head with directional wall bracket
 Ensemble douchette avec support mural



	CT	03112	CR00	205,00
CROMO- CHROME				
NICHEL-NICKEL		NI00		285,00
NICHEL PVD- NICKEL PVD		PV02		349,00
NICHEL SPAZ - NICKEL MATTE - NICKEL MAT		NI01		300,00
OTTONE PVD - BRASS PVD - LAITON PVD		PV01		349,00
ORO - GOLD - OR 24 CARATS		AU00		717,00
ORO ROSA - ROSE GOLD- OR ROSE		AU02		502,00
ARGENTO - SILVER - ARGENT		AG00		645,00
BRONZO - BRONZE		BZ00		349,00
BRONZO SCURO -DARK BRONZE - BRONZE NOIR		BZ01		349,00

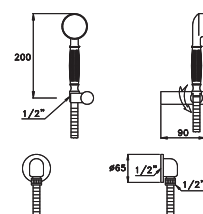


305A

Doccia a mano completa di supporto alto orientabile e presa di alimentazione a parete
 Hand spray head with directional wall bracket and wall intake
 Ensemble douchette avec support mural et coude de sortie



	CT	03115	CR00	230,00
CROMO- CHROME				
NICHEL-NICKEL		NI00		321,00
NICHEL PVD- NICKEL PVD		PV02		392,00
NICHEL SPAZ - NICKEL MATTE - NICKEL MAT		NI01		337,00
OTTONE PVD - BRASS PVD - LAITON PVD		PV01		392,00
ORO - GOLD - OR 24 CARATS		AU00		806,00
ORO ROSA - ROSE GOLD- OR ROSE		AU02		565,00
ARGENTO - SILVER - ARGENT		AG00		725,00
BRONZO - BRONZE		BZ00		392,00
BRONZO SCURO -DARK BRONZE - BRONZE NOIR		BZ01		392,00



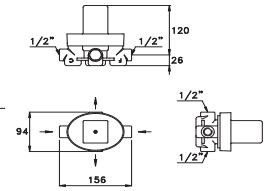
Isomix



IS3293

Parti incasso per figure is3293
 Concealed body for IS3293 thermostatic mixer
 Partie encastrée pour les mitigeurs IS3293

BRONZO - BRONZE **UN 06000 0000 362,00**



IS3293 P.V.

Parti in vista per miscelatore termostatico modello monoblocco IS3293
 Da installare su parte incasso codice UN 06000 0000

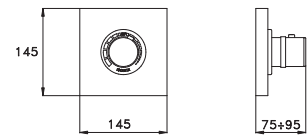
Visible parts for thermostatic mixer IS 3293 one-piece model
 To be installed on built-in part code UN 06000 0000

Façade pour mitigeur thermostatique

A installer sur la partie encastrée UN 06000 0000



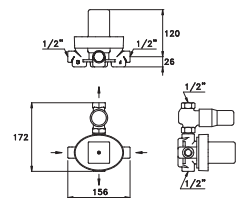
	CT	06010	CR00	306,00
CROMO- CHROME				
NICHEL-NICKEL			NI00	390,00
NICHEL PVD- NICKEL PVD			PV02	478,00
NICHEL SPAZ - NICKEL MATTE - NICKEL MAT			NI01	410,00
OTTONE PVD - BRASS PVD - LAITON PVD			PV01	478,00
ORO - GOLD - OR 24 CARATS			AU00	983,00
ORO ROSA - ROSE GOLD- OR ROSE			AU02	689,00
ARGENTO - SILVER - ARGENT			AG00	885,00
BRONZO - BRONZE			BZ00	478,00
BRONZO SCURO -DARK BRONZE - BRONZE NOIR			BZ01	478,00



IS3292

Parti incasso per figure is3292
 Concealed body for IS3292 thermostatic mixer
 Partie encastrée pour les mitigeurs IS3292

BRONZO - BRONZE **UN 06001 0000 432,00**



IS3292 P.V.

Parti in vista per miscelatore termostatico modello monoblocco IS3292 con rubinetto
 Da installare su parte incasso codice UN 06001 0000

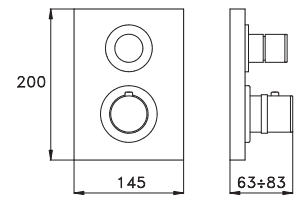
Visible parts for thermostatic mixer IS 3292 one-piece model with tap
 To be installed on built-in part code UN 06001 0000

Façade pour mitigeur thermostatique avec robinet de sortie

A installer sur la partie encastrée UN 06001 0000



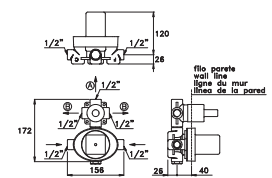
	CT	06011	CR00	414,00
CROMO- CHROME				
NICHEL-NICKEL			NI00	528,00
NICHEL PVD- NICKEL PVD			PV02	646,00
NICHEL SPAZ - NICKEL MATTE - NICKEL MAT			NI01	555,00
OTTONE PVD - BRASS PVD - LAITON PVD			PV01	646,00
ORO - GOLD - OR 24 CARATS			AU00	1329,00
ORO ROSA - ROSE GOLD- OR ROSE			AU02	931,00
ARGENTO - SILVER - ARGENT			AG00	1196,00
BRONZO - BRONZE			BZ00	646,00
BRONZO SCURO -DARK BRONZE - BRONZE NOIR			BZ01	646,00



IS3294

Parti incasso per figure is3294
 Concealed body for IS3294 thermostatic mixer
 Partie encastrée pour les mitigeurs IS3294

BRONZO - BRONZE **UN 06002 0000 549,00**



IS3294 P.V.

Parti in vista per miscelatore termostatico modello monoblocco IS3294 con rubinetto/deviatore due vie. Da installare su parte incasso codice UN 06002 0000

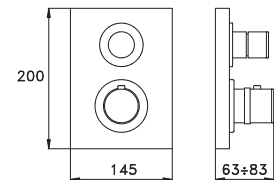
Visible parts for thermostatic mixer IS 3294 Italica one-piece model, two way diverter/shower tap.
 To be installed on built-in part code UN 06002 0000

Façade pour mitigeur thermostatique avec robinet/inverseur encastré à 2 sorties pour douche.

A installer sur la partie encastrée UN 06002 0000



	CT	06012	CR00	414,00
CROMO- CHROME				
NICHEL-NICKEL			NI00	528,00
NICHEL PVD- NICKEL PVD			PV02	646,00
NICHEL SPAZ - NICKEL MATTE - NICKEL MAT			NI01	555,00
OTTONE PVD - BRASS PVD - LAITON PVD			PV01	646,00
ORO - GOLD - OR 24 CARATS			AU00	1329,00
ORO ROSA - ROSE GOLD- OR ROSE			AU02	931,00
ARGENTO - SILVER - ARGENT			AG00	1196,00
BRONZO - BRONZE			BZ00	646,00
BRONZO SCURO -DARK BRONZE - BRONZE NOIR			BZ01	646,00





3294TM

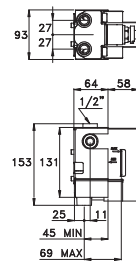
Parti incasso per figure IS3294TM

Concealed body for IS3294TM thermostatic mixer

Partie encastrée pour les mitigeurs IS3294TM

BRONZO - BRONZE

UN 06300 0000 376,00



FM INCASSO

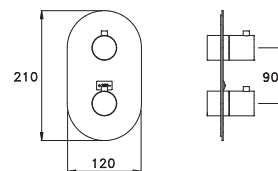
3294TM

Parti in vista per miscelatore termostatico 3294TM con rubinetto/deviatore a 2 vie
Da installare su parte incasso codice UN 06300 0000

Visible parts for thermostatic mixer 3294TM one piece model, 2 way diverter
To be installed on built-in part code UN 06300 0000

Façade pour mitigeur thermostatique IS3294TM, 2 voies
A installer sur la partie encastrée UN 06300 0000

	UN 06310 CR00	365,00
CROMO- CHROME	NI00	494,00
NICHEL-NICKEL	PV02	604,00
NICHEL PVD- NICKEL PVD	NI01	520,00
NICHEL SPAZ - NICKEL MATTE - NICKEL MAT	PV01	604,00
OTTONE PVD - BRASS PVD - LAITON PVD	AU00	1245,00
ORO - GOLD - OR 24 CARATS	AU02	872,00
ORO ROSA - ROSE GOLD- OR ROSE	AG00	1120,00
ARGENTO - SILVER - ARGENT	BZ00	604,00
BRONZO - BRONZE	BZ01	604,00
BRONZO SCURO -DARK BRONZE - BRONZE NOIR		



3297TM

Parti incasso per figure 3297TM

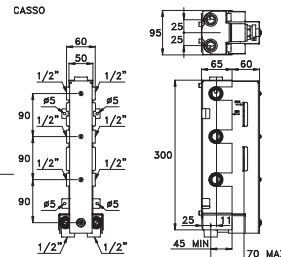
Concealed body for 3297TM thermostatic mixer

Partie encastrée pour les mitigeurs 3297TM

BRONZO - BRONZE

UN 06301 0000 593,00

CASSO



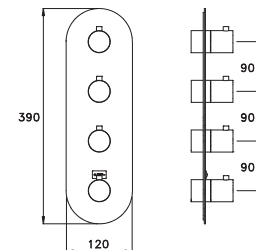
3297TM

Parti in vista per miscelatore termostatico 3297TM con rubinetto/deviatore a 3 vie
Da installare su parte incasso codice UN 06301 0000

Visible parts for thermostatic mixer 3297TM, one piece model, 3 way diverter
To be installed on built-in part code UN 06301 0000

Façade pour mitigeur thermostatique 3297TM, 3 voies
A installer sur la partie encastrée UN 06301 0000

	UN 06311 CR00	512,00
CROMO- CHROME	NI00	696,00
NICHEL-NICKEL	PV02	850,00
NICHEL PVD- NICKEL PVD	NI01	731,00
NICHEL SPAZ - NICKEL MATTE - NICKEL MAT	PV01	850,00
OTTONE PVD - BRASS PVD - LAITON PVD	AU00	1748,00
ORO - GOLD - OR 24 CARATS	AU02	1224,00
ORO ROSA - ROSE GOLD- OR ROSE	AG00	1575,00
ARGENTO - SILVER - ARGENT	BZ00	850,00
BRONZO - BRONZE	BZ01	850,00
BRONZO SCURO -DARK BRONZE - BRONZE NOIR		



3298TM

Parti incasso per figure 3298TM

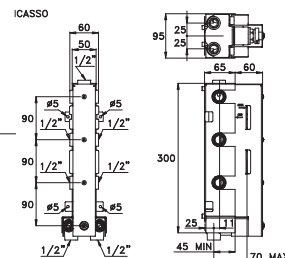
Concealed body for 3298TM thermostatic mixer

Partie encastrée pour les mitigeurs 3298TM

BRONZO - BRONZE

UN 06302 0000 695,00

ICASSO



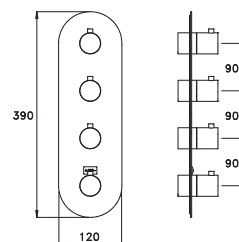
3298TM

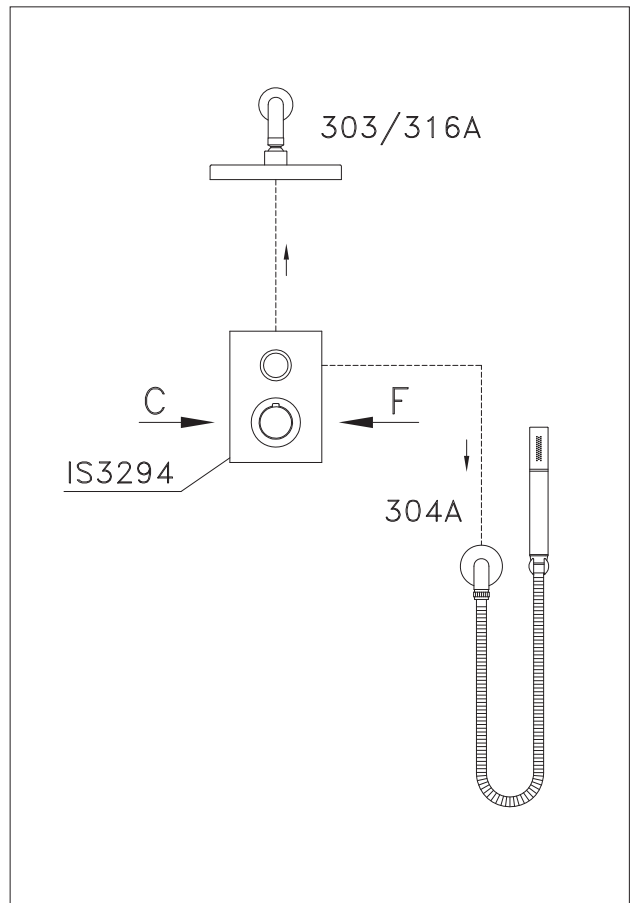
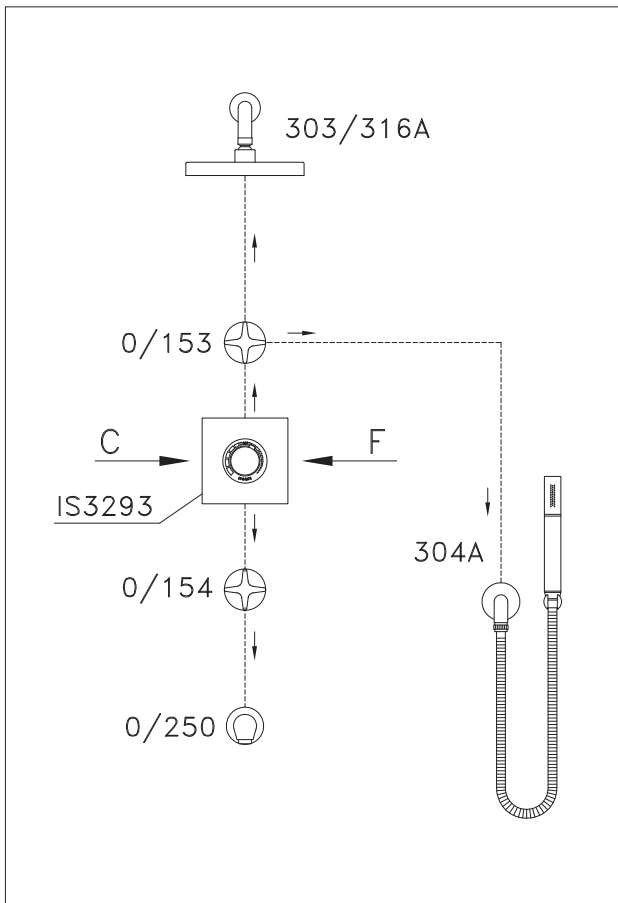
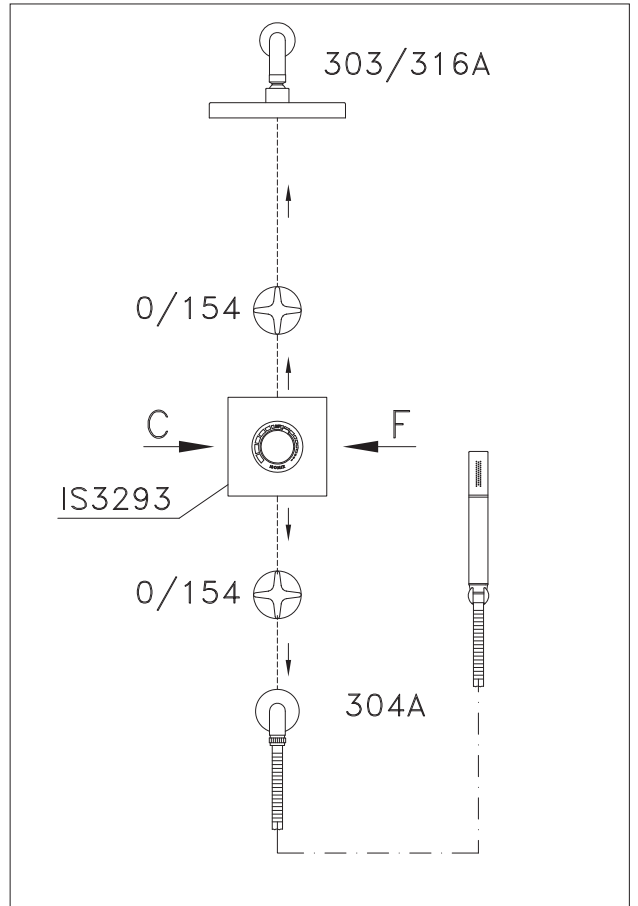
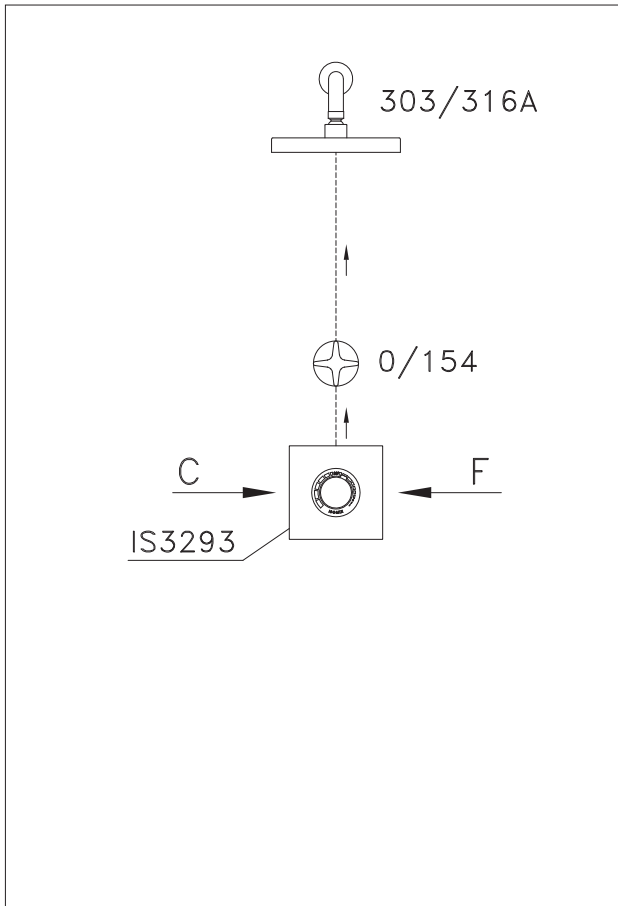
Parti in vista per miscelatore termostatico 3298TM con rubinetto/deviatore a 4 vie
Da installare su parte incasso codice UN 06302 0000

Visible parts for thermostatic mixer 3298TM, one piece model, 4 way diverter
To be installed on built-in part code UN 06302 0000

Façade pour mitigeur thermostatique 3298TM, 4 voies
A installer sur la partie encastrée UN 06302 0000

	UN 06312 CR00	512,00
CROMO- CHROME	NI00	696,00
NICHEL-NICKEL	PV02	850,00
NICHEL PVD- NICKEL PVD	NI01	731,00
NICHEL SPAZ - NICKEL MATTE - NICKEL MAT	PV01	850,00
OTTONE PVD - BRASS PVD - LAITON PVD	AU00	1748,00
ORO - GOLD - OR 24 CARATS	AU02	1224,00
ORO ROSA - ROSE GOLD- OR ROSE	AG00	1575,00
ARGENTO - SILVER - ARGENT	BZ00	850,00
BRONZO - BRONZE	BZ01	850,00
BRONZO SCURO -DARK BRONZE - BRONZE NOIR		





130



ACCESSORI ACCESSOIRES ACCESSORIES

pag 432

TITIAN

Design Michele De Lucchi



La serie Titian deve il suo nome alla pronuncia cinese dell'ideogramma che identifica le terrazze coltivate dell'Asia. Il tratto peculiare è la struttura piramidale a cerchi concentrici, che crea la base del rubinetto o delle maniglie, donandole una forma insolita, ma estremamente elegante e leggera. Il progettista, l'Architetto De Lucchi la definisce come "una vera e propria scultura che ha a che fare con le piramidi, con certe forme della cultura precolombiana e con i giardini pensili"

Titian's name refers to the pronunciation of the Chinese ideogram that identifies the cultivated terraces in Asia. The peculiar trait of Titian Series is the pyramidal structure with concentric circles, which creates the base of the faucet or handles, giving it an unusual but extremely elegant shape. De Lucchi defines it as "a real sculpture that has to do with the pyramids, with some forms of pre-Columbian culture and the hanging gardens [...]. It is paradoxically a very architectural piece because it is a real building and its individual rings magically maintain their geometric purity and consistency in all the variations of the Series."

Titian, conçue par l'Architect Michele De Lucchi, est surtout une sculpture qui rappelle les pyramides, et certaines formes de la culture précolombienne avec ses jardins suspendus mais qui, modernisée, révèle alors une grande technicité grâce à sa composition parfaite et ses proportions rigoureuses. C'est une pièce très architecturale parce que c'est une vraie construction où chaque anneau conserve étrangement sa propre pureté et sa propre cohérence, dans tous les produits de la série.

TITIAN 3222MC

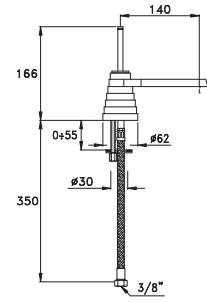
Gruppo monocomando lavabo bocca bassa

Single-lever washbasin mixer

Mitigeur monocommande pour lavabo sans vidage



	TT 00100	CR00	305,00
CROMO- CHROME			
NICHEL-NICKEL	NI00		413,00
NICHEL PVD- NICKEL PVD	PV02		505,00
NICHEL SPAZ - NICKEL MATTE - NICKEL MAT	NI01		434,00
OTTONE PVD - BRASS PVD - LAITON PVD	PV01		505,00
ORO - GOLD - OR 24 CARATS	AU00		1040,00
ORO ROSA - ROSE GOLD- OR ROSE	AU02		728,00
ARGENTO - SILVER - ARGENT	AG00		937,00
BRONZO - BRONZE	BZ00		505,00
BRONZO SCURO - DARK BRONZE - BRONZE NOIR	BZ01		505,00



TITIAN 3225

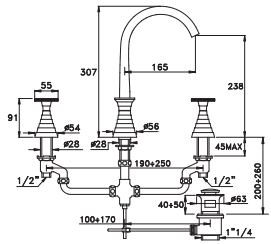
Gruppo lavabo tre fori bocca alta orientabile sezione tonda, scarico 1" 1/4

Three-hole washbasin mixer, high round swinging spout, pop-up waste 1" 1/4

Mélangeur de lavabo 3 trous avec bec haut orientable et vidage 1" 1/4



	TT 00015	CR00	536,00
CROMO- CHROME			
NICHEL-NICKEL	NI00		729,00
NICHEL PVD- NICKEL PVD	PV02		890,00
NICHEL SPAZ - NICKEL MATTE - NICKEL MAT	NI01		765,00
OTTONE PVD - BRASS PVD - LAITON PVD	PV01		890,00
ORO - GOLD - OR 24 CARATS	AU00		1833,00
ORO ROSA - ROSE GOLD- OR ROSE	AU02		1284,00
ARGENTO - SILVER - ARGENT	AG00		1649,00
BRONZO - BRONZE	BZ00		890,00
BRONZO SCURO - DARK BRONZE - BRONZE NOIR	BZ01		890,00



TITIAN 3225/bis

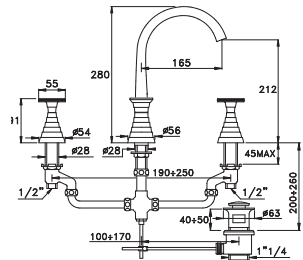
Gruppo lavabo tre fori bocca alta orientabile, scarico 1" 1/4

Three-hole washbasin mixer, high swinging spout, pop-up waste 1" 1/4

Mélangeur de lavabo 3 trous avec bec haut orientable et vidage 1" 1/4



	TT 00025	CR00	536,00
CROMO- CHROME			
NICHEL-NICKEL	NI00		729,00
NICHEL PVD- NICKEL PVD	PV02		890,00
NICHEL SPAZ - NICKEL MATTE - NICKEL MAT	NI01		765,00
OTTONE PVD - BRASS PVD - LAITON PVD	PV01		890,00
ORO - GOLD - OR 24 CARATS	AU00		1833,00
ORO ROSA - ROSE GOLD- OR ROSE	AU02		1284,00
ARGENTO - SILVER - ARGENT	AG00		1649,00
BRONZO - BRONZE	BZ00		890,00
BRONZO SCURO - DARK BRONZE - BRONZE NOIR	BZ01		890,00



TITIAN- 3863TR

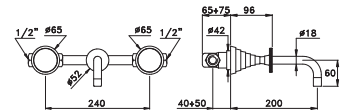
Gruppo lavabo incasso tradizionale

Concealed basin mixer with not assembled internal connections

Mélangeur de lavabo mural encastré, livré avec pièces de raccordement non assemblées



	TT 01001	CR00	553,00
CROMO- CHROME			
NICHEL-NICKEL	NI00		750,00
NICHEL PVD- NICKEL PVD	PV02		917,00
NICHEL SPAZ - NICKEL MATTE - NICKEL MAT	NI01		787,00
OTTONE PVD - BRASS PVD - LAITON PVD	PV01		917,00
ORO - GOLD - OR 24 CARATS	AU00		1887,00
ORO ROSA - ROSE GOLD- OR ROSE	AU02		1321,00
ARGENTO - SILVER - ARGENT	AG00		1699,00
BRONZO - BRONZE	BZ00		917,00
BRONZO SCURO - DARK BRONZE - BRONZE NOIR	BZ01		917,00



3863MC - 1/2"

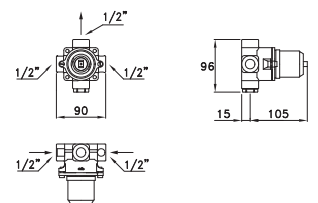
Corpo incasso per miscelatore monocomando per doccia

Built-in unit for single-command shower mixer

Corps encastré pour mitigeur monocommande de douche



BRONZO - BRONZE	UN 01400	0000	175,00
-----------------	----------	------	--------



TITIAN 3863MC P.V.

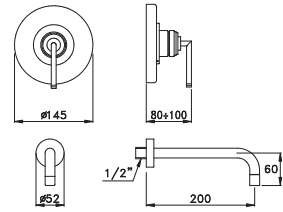
Gruppo miscelatore per lavabo, per installazione da incasso a parete

Concealed wall-mounted single-handle washbasin mixer with spout

Mitigeur encastré de lavabo avec bec mural



	TT	01414	CR00	328,00
CROMO- CHROME				
NICHEL-NICKEL			NI00	499,00
NICHEL PVD- NICKEL PVD			PV02	648,00
NICHEL SPAZ - NICKEL MATTE - NICKEL MAT			NI01	533,00
OTTONE PVD - BRASS PVD - LAITON PVD			PV01	648,00
ORO - GOLD - OR 24 CARATS			AU00	1519,00
ORO ROSA - ROSE GOLD- OR ROSE			AU02	1064,00
ARGENTO - SILVER - ARGENT			AG00	1350,00
BRONZO - BRONZE			BZ00	648,00
BRONZO SCURO -DARK BRONZE - BRONZE NOIR			BZ01	648,00



TITIAN 3223MC

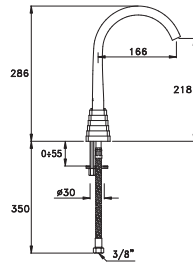
Gruppo miscelatore per lavabo, bocca alta orientabile a sezione tonda

One-handle washbasin mixer, high round spout

Mitigeur monocommande avec bec haut orientable, rond, sans vidage



	TT	00117	CR00	367,00
CROMO- CHROME				
NICHEL-NICKEL			NI00	498,00
NICHEL PVD- NICKEL PVD			PV02	609,00
NICHEL SPAZ - NICKEL MATTE - NICKEL MAT			NI01	523,00
OTTONE PVD - BRASS PVD - LAITON PVD			PV01	609,00
ORO - GOLD - OR 24 CARATS			AU00	1252,00
ORO ROSA - ROSE GOLD- OR ROSE			AU02	877,00
ARGENTO - SILVER - ARGENT			AG00	1127,00
BRONZO - BRONZE			BZ00	609,00
BRONZO SCURO -DARK BRONZE - BRONZE NOIR			BZ01	609,00



TITIAN 3223MC/Bis

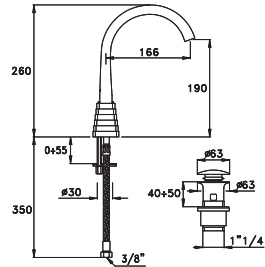
Gruppo miscelatore per lavabo, bocca alta orientabile

One-handle washbasin mixer, high spout

Mitigeur monocommande avec bec haut orientable, évasé, sans vidage



	TT	00119	CR00	367,00
CROMO- CHROME				
NICHEL-NICKEL			NI00	498,00
NICHEL PVD- NICKEL PVD			PV02	609,00
NICHEL SPAZ - NICKEL MATTE - NICKEL MAT			NI01	523,00
OTTONE PVD - BRASS PVD - LAITON PVD			PV01	609,00
ORO - GOLD - OR 24 CARATS			AU00	1252,00
ORO ROSA - ROSE GOLD- OR ROSE			AU02	877,00
ARGENTO - SILVER - ARGENT			AG00	1127,00
BRONZO - BRONZE			BZ00	609,00
BRONZO SCURO -DARK BRONZE - BRONZE NOIR			BZ01	609,00



TITIAN 3602MC

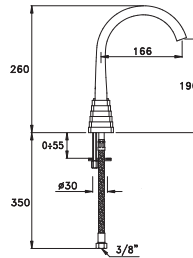
Gruppo miscelatore bidet

Single-lever bidet mixer, spout with directional aerator

Mitigeur monocommande pour bidet avec rotule orientable



	TT	00300	CR00	328,00
CROMO- CHROME				
NICHEL-NICKEL			NI00	444,00
NICHEL PVD- NICKEL PVD			PV02	543,00
NICHEL SPAZ - NICKEL MATTE - NICKEL MAT			NI01	466,00
OTTONE PVD - BRASS PVD - LAITON PVD			PV01	543,00
ORO - GOLD - OR 24 CARATS			AU00	1117,00
ORO ROSA - ROSE GOLD- OR ROSE			AU02	782,00
ARGENTO - SILVER - ARGENT			AG00	1006,00
BRONZO - BRONZE			BZ00	543,00
BRONZO SCURO -DARK BRONZE - BRONZE NOIR			BZ01	543,00



TITIAN 3603MC/Bis

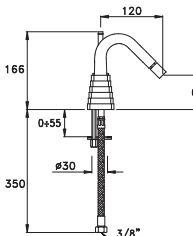
Gruppo miscelatore bidet

Single-lever bidet mixer, spout with directional aerator

Mitigeur monocommande pour bidet avec rotule orientable



	TT	00303	CR00	367,00
CROMO- CHROME				
NICHEL-NICKEL			NI00	498,00
NICHEL PVD- NICKEL PVD			PV02	609,00
NICHEL SPAZ - NICKEL MATTE - NICKEL MAT			NI01	523,00
OTTONE PVD - BRASS PVD - LAITON PVD			PV01	609,00
ORO - GOLD - OR 24 CARATS			AU00	1252,00
ORO ROSA - ROSE GOLD- OR ROSE			AU02	877,00
ARGENTO - SILVER - ARGENT			AG00	1127,00
BRONZO - BRONZE			BZ00	609,00
BRONZO SCURO -DARK BRONZE - BRONZE NOIR			BZ01	609,00



358

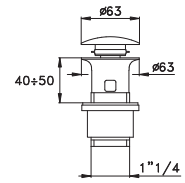
Scarico 1"1/4 per lavabo o bidet con apertura e chiusura del tappo a scatto con comando a pressione

Drain 1"1/4 for basin or bidet with spring-opening and closing with push control

Vidage pour lavabo ou bidet avec commande à pression, type "clic-clac"



	UN 09200 CROO	79,00
CROMO- CHROME		
NICHEL-NICKEL	NI00	110,00
NICHEL PVD- NICKEL PVD	PV02	134,00
NICHEL SPAZ - NICKEL MATTE - NICKEL MAT	NI01	116,00
OTTONE PVD - BRASS PVD - LAITON PVD	PV01	134,00
ORO - GOLD - OR 24 CARATS	AU00	277,00
ORO ROSA - ROSE GOLD- OR ROSE	AU02	194,00
ARGENTO - SILVER - ARGENT	AG00	249,00
BRONZO - BRONZE	BZ00	134,00
BRONZO SCURO -DARK BRONZE - BRONZE NOIR	BZ01	134,00



TITIAN- 0/150

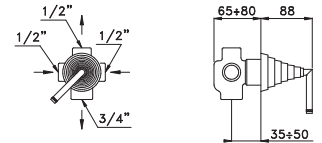
Deviatore manuale da incasso

Manual bath-shower diverter, concealed 1/2"

Inverseur manuel bain-douche à encastrer



	TT 01200 CROO	248,00
CROMO- CHROME		
NICHEL-NICKEL	NI00	335,00
NICHEL PVD- NICKEL PVD	PV02	410,00
NICHEL SPAZ - NICKEL MATTE - NICKEL MAT	NI01	351,00
OTTONE PVD - BRASS PVD - LAITON PVD	PV01	410,00
ORO - GOLD - OR 24 CARATS	AU00	843,00
ORO ROSA - ROSE GOLD- OR ROSE	AU02	591,00
ARGENTO - SILVER - ARGENT	AG00	758,00
BRONZO - BRONZE	BZ00	410,00
BRONZO SCURO -DARK BRONZE - BRONZE NOIR	BZ01	410,00



TITIAN- 0/154

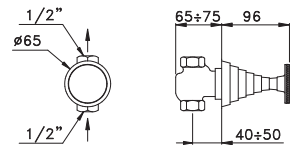
Rubinetto da incasso a passaggio dritto

Concealed straight control valve, with female connections

Robinet droit à encastrer arrivée femelle disponible



	TT 01100 CROO	210,00
CROMO- CHROME		
NICHEL-NICKEL	NI00	283,00
NICHEL PVD- NICKEL PVD	PV02	347,00
NICHEL SPAZ - NICKEL MATTE - NICKEL MAT	NI01	297,00
OTTONE PVD - BRASS PVD - LAITON PVD	PV01	347,00
ORO - GOLD - OR 24 CARATS	AU00	713,00
ORO ROSA - ROSE GOLD- OR ROSE	AU02	500,00
ARGENTO - SILVER - ARGENT	AG00	642,00
BRONZO - BRONZE	BZ00	347,00
BRONZO SCURO -DARK BRONZE - BRONZE NOIR	BZ01	347,00



TITIAN- 0/152

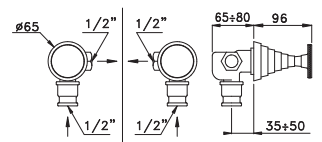
Rubinetto da incasso ad angolo

Concealed angle control valve

Robinet d'équerre à encastrer avec raccord droite à l'entrée



	TT 01101 CROO	215,00
CROMO- CHROME		
NICHEL-NICKEL	NI00	291,00
NICHEL PVD- NICKEL PVD	PV02	356,00
NICHEL SPAZ - NICKEL MATTE - NICKEL MAT	NI01	305,00
OTTONE PVD - BRASS PVD - LAITON PVD	PV01	356,00
ORO - GOLD - OR 24 CARATS	AU00	732,00
ORO ROSA - ROSE GOLD- OR ROSE	AU02	513,00
ARGENTO - SILVER - ARGENT	AG00	659,00
BRONZO - BRONZE	BZ00	356,00
BRONZO SCURO -DARK BRONZE - BRONZE NOIR	BZ01	356,00



TITIAN- 0/153

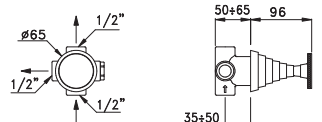
Rubinetto/deviatore manuale per vasca-doccia a 2 vie. Installazione da incasso a parete

Two way diverter/shower tap for built-in installation

Robinet/inverseur encastré à 2 sorties pour douche



	TT 01202 CROO	364,00
CROMO- CHROME		
NICHEL-NICKEL	NI00	493,00
NICHEL PVD- NICKEL PVD	PV02	602,00
NICHEL SPAZ - NICKEL MATTE - NICKEL MAT	NI01	518,00
OTTONE PVD - BRASS PVD - LAITON PVD	PV01	602,00
ORO - GOLD - OR 24 CARATS	AU00	1240,00
ORO ROSA - ROSE GOLD- OR ROSE	AU02	868,00
ARGENTO - SILVER - ARGENT	AG00	1116,00
BRONZO - BRONZE	BZ00	602,00
BRONZO SCURO -DARK BRONZE - BRONZE NOIR	BZ01	602,00



TITIAN- 0/250 - 1/2"

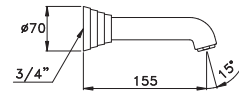
Bocca vasca per gruppi incasso

Wall mounted bath spout, 3/4" union length 160 mm

Bec mural de baignoire 3/4"



	TT 09000	CR00	123,00
CROMO- CHROME			
NICHEL-NICKEL	NI00		165,00
NICHEL PVD- NICKEL PVD	PV02		203,00
NICHEL SPAZ - NICKEL MATTE - NICKEL MAT	NI01		174,00
OTTONE PVD - BRASS PVD - LAITON PVD	PV01		203,00
ORO - GOLD - OR 24 CARATS	AU00		416,00
ORO ROSA - ROSE GOLD- OR ROSE	AU02		292,00
ARGENTO - SILVER - ARGENT	AG00		374,00
BRONZO - BRONZE	BZ00		203,00
BRONZO SCURO - DARK BRONZE - BRONZE NOIR	BZ01		203,00



TITIAN- 3254TR

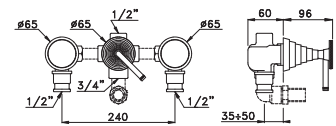
Gruppo vasca incasso, deviatore manuale

Concealed bath & shower mixer, manual return diverter, with internal connections not assembled
Available also with ceramic headwork (180°)

Mélangeur bain douche à têtes traditionnelles pour baignoire avec inverseur manuelle, pièces de raccordement non montées



	TT 01301	CR00	656,00
CROMO- CHROME			
NICHEL-NICKEL	NI00		889,00
NICHEL PVD- NICKEL PVD	PV02		1087,00
NICHEL SPAZ - NICKEL MATTE - NICKEL MAT	NI01		933,00
OTTONE PVD - BRASS PVD - LAITON PVD	PV01		1087,00
ORO - GOLD - OR 24 CARATS	AU00		2238,00
ORO ROSA - ROSE GOLD- OR ROSE	AU02		1567,00
ARGENTO - SILVER - ARGENT	AG00		2015,00
BRONZO - BRONZE	BZ00		1087,00
BRONZO SCURO - DARK BRONZE - BRONZE NOIR	BZ01		1087,00



3254MC - 1/2"

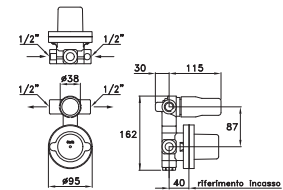
Gruppo incasso per 3254MC

Concealed body for 3254MC

Partie encastrée pour 3254MC



BRONZO - BRONZE	UN 01401	0000	291,00
-----------------	----------	------	--------



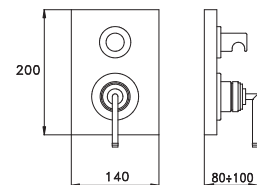
TITIAN- 3254MC P.V.

Gruppo miscelatore vasca con deviatore.

Concealed wall mounted single-handle bath & shower mixer, automatic diverter

Mitigeur monocommande à encastrer pour bain douche avec inverseur automatique

	TT 01405	CR00	302,00
CROMO- CHROME			
NICHEL-NICKEL	NI00		409,00
NICHEL PVD- NICKEL PVD	PV02		500,00
NICHEL SPAZ - NICKEL MATTE - NICKEL MAT	NI01		429,00
OTTONE PVD - BRASS PVD - LAITON PVD	PV01		500,00
ORO - GOLD - OR 24 CARATS	AU00		1029,00
ORO ROSA - ROSE GOLD- OR ROSE	AU02		721,00
ARGENTO - SILVER - ARGENT	AG00		927,00
BRONZO - BRONZE	BZ00		500,00
BRONZO SCURO - DARK BRONZE - BRONZE NOIR	BZ01		500,00



TITIAN- 3256TR308

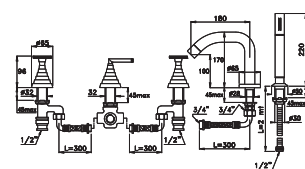
Gruppo vasca doccia tradizionale con deviatore manuale per installazione su bordo vasca completo di doccia a mano

Deck mounted twin-control bath and shower mixer with manual diverter and hand shower

Mélangeur bain-douche manuel pour installation horizontale avec inverseur manuel et avec douchette



	TT 02304	CR00	1336,00
CROMO- CHROME			
NICHEL-NICKEL	NI00		1857,00
NICHEL PVD- NICKEL PVD	PV02		2271,00
NICHEL SPAZ - NICKEL MATTE - NICKEL MAT	NI01		1951,00
OTTONE PVD - BRASS PVD - LAITON PVD	PV01		2271,00
ORO - GOLD - OR 24 CARATS	AU00		4674,00
ORO ROSA - ROSE GOLD- OR ROSE	AU02		3272,00
ARGENTO - SILVER - ARGENT	AG00		4208,00
BRONZO - BRONZE	BZ00		2271,00
BRONZO SCURO - DARK BRONZE - BRONZE NOIR	BZ01		2271,00



TITIAN 3267/304

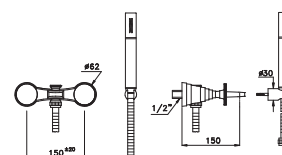
Gruppo per vasca doccia per installazione esterna a parete completo di doccia a mano con supporto basso a telefono, tubo flessibile di lunghezza 125 cm

Exposed wall mounted bath & shower mixer, with hand spray head with low telephone-type cradle and 125 cm flexible shower hose

Mélangeur bain-douche mural apparent avec ensemble de douche sur support téléphone, flexible 125 cm



	TT 02008 CR00	876,00
CROMO- CHROME		
NICHEL-NICKEL	NI00	1190,00
NICHEL PVD- NICKEL PVD	PV02	1456,00
NICHEL SPAZ - NICKEL MATTE - NICKEL MAT	NI01	1249,00
OTTONE PVD - BRASS PVD - LAITON PVD	PV01	1456,00
ORO - GOLD - OR 24 CARATS	AU00	2996,00
ORO ROSA - ROSE GOLD- OR ROSE	AU02	2098,00
ARGENTO - SILVER - ARGENT	AG00	2697,00
BRONZO - BRONZE	BZ00	1456,00
BRONZO SCURO - DARK BRONZE - BRONZE NOIR	BZ01	1456,00



TITIAN 3267RG304

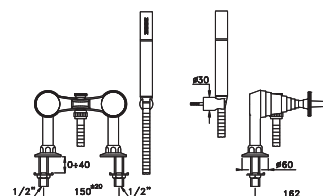
Gruppo per vasca doccia per installazione su bordo vasca completo di doccia a mano con supporto basso a telefono, tubo flessibile di lunghezza 125 cm

Exposed bath & shower mixer for bath deck mounting, with hand spray head and low telephone-type cradle, 125 cm flexible shower hose

Mélangeur bain-douche avec raccords sur gorge avec ensemble de douche sur support téléphone, flexible 125 cm



	TT 02009 CR00	1001,00
CROMO- CHROME		
NICHEL-NICKEL	NI00	1359,00
NICHEL PVD- NICKEL PVD	PV02	1661,00
NICHEL SPAZ - NICKEL MATTE - NICKEL MAT	NI01	1427,00
OTTONE PVD - BRASS PVD - LAITON PVD	PV01	1661,00
ORO - GOLD - OR 24 CARATS	AU00	3419,00
ORO ROSA - ROSE GOLD- OR ROSE	AU02	2394,00
ARGENTO - SILVER - ARGENT	AG00	3078,00
BRONZO - BRONZE	BZ00	1661,00
BRONZO SCURO - DARK BRONZE - BRONZE NOIR	BZ01	1661,00



TITIAN 3267CL304

Gruppo per vasca doccia, con montanti da pavimento, completo di doccia a mano e deviatore

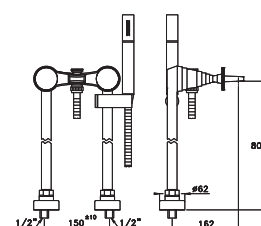
Per una migliore sicurezza d'installazione, si consiglia l'utilizzo del collare di sostegno art. 276 di seguito illustrato.

Exposed single-handle bath & shower mixer with with free-standing floor legs ,hand shower
For safer installation of this article we suggest to use the fastening collar ref.276

Mitigeur monocommande apparent pour bain douche avec colonnes au sol avec douchette
Pour une meilleure sécurité de l'installation, nous recommandons l'utilisation du collier de support. 276 décrit ci-dessous.



	TT 02010 CR00	1243,00
CROMO- CHROME		
NICHEL-NICKEL	NI00	1688,00
NICHEL PVD- NICKEL PVD	PV02	2064,00
NICHEL SPAZ - NICKEL MATTE - NICKEL MAT	NI01	1773,00
OTTONE PVD - BRASS PVD - LAITON PVD	PV01	2064,00
ORO - GOLD - OR 24 CARATS	AU00	4248,00
ORO ROSA - ROSE GOLD- OR ROSE	AU02	2974,00
ARGENTO - SILVER - ARGENT	AG00	3823,00
BRONZO - BRONZE	BZ00	2064,00
BRONZO SCURO - DARK BRONZE - BRONZE NOIR	BZ01	2064,00



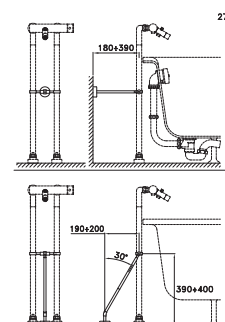
276

Collare di sostegno per gruppi vasca doccia con montanti da pavimento di diametro 29 mm, predisposto per fissaggio al pavimento oppure alla parete

Fastening collar for bath & shower mixers, to used with 29 mm diameter free-standing floor legs. It can be stuck on the floor or on the wall

Collier pour colonnes au sol diamètre 29mm, prévu pour fixation au sol ou au mur

	UN 09101 CR00	302,00
CROMO- CHROME		
NICHEL-NICKEL	NI00	402,00
NICHEL PVD- NICKEL PVD	PV02	486,00
NICHEL SPAZ - NICKEL MATTE - NICKEL MAT	NI01	422,00
OTTONE PVD - BRASS PVD - LAITON PVD	PV01	486,00
ORO - GOLD - OR 24 CARATS	AU00	1057,00
ORO ROSA - ROSE GOLD- OR ROSE	AU02	740,00
ARGENTO - SILVER - ARGENT	AG00	927,00
BRONZO - BRONZE	BZ00	486,00
BRONZO SCURO - DARK BRONZE - BRONZE NOIR	BZ01	486,00



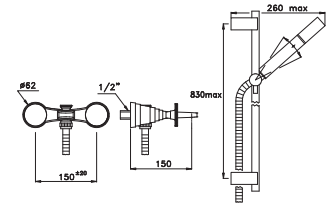
TITIAN 3267/302

Gruppo vasca con doccetta in metallo e saliscendi

Exposed wall mounted bath & shower mixer, dual use hand spray head, low telephone-type cradle, directional upper wall bracket, 150 cm flexible shower hose.

Melangeur bain-douche apparent avec douchette sur barre 302

	TT 02011 CR00	988,00
CROMO- CHROME		
NICHEL-NICKEL	NI00	1342,00
NICHEL PVD- NICKEL PVD	PV02	1643,00
NICHEL SPAZ - NICKEL MATTE - NICKEL MAT	NI01	1410,00
OTTONE PVD - BRASS PVD - LAITON PVD	PV01	1643,00
ORO - GOLD - OR 24 CARATS	AU00	3381,00
ORO ROSA - ROSE GOLD- OR ROSE	AU02	2367,00
ARGENTO - SILVER - ARGENT	AG00	3043,00
BRONZO - BRONZE	BZ00	1643,00
BRONZO SCURO -DARK BRONZE - BRONZE NOIR	BZ01	1643,00



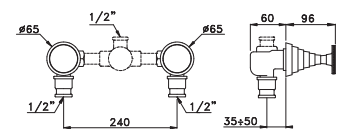
TITIAN- 3292TR

Gruppo tradizionale a 2 manopole per doccia, per installazione da incasso a parete, con connessioni interne non montate. Non è corredato dei componenti doccia

Concealed wall-mounted twin-control shower mixer, with internal connections not assembled. Supplied without shower components.

Mélangeur à encastrer à têtes traditionnelles pour douche, pièces de raccordement non montées. Ensemble de douche non fourni

	TT 01300 CR00	440,00
CROMO- CHROME		
NICHEL-NICKEL	NI00	597,00
NICHEL PVD- NICKEL PVD	PV02	730,00
NICHEL SPAZ - NICKEL MATTE - NICKEL MAT	NI01	626,00
OTTONE PVD - BRASS PVD - LAITON PVD	PV01	730,00
ORO - GOLD - OR 24 CARATS	AU00	1502,00
ORO ROSA - ROSE GOLD- OR ROSE	AU02	1052,00
ARGENTO - SILVER - ARGENT	AG00	1352,00
BRONZO - BRONZE	BZ00	730,00
BRONZO SCURO -DARK BRONZE - BRONZE NOIR	BZ01	730,00



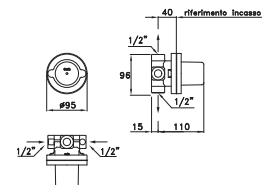
3292MC - 1/2"

Corpo incasso per miscelatore monocomando per doccia

Built-in unit for single-command shower mixer

Corps encastré pour mitigeur mono commande de douche

BRONZO - BRONZE	UN 01400 0000	175,00
-----------------	---------------	--------



TITIAN- 3292MC P.V.

Parti in vista per miscelatore monocomando per doccia

Da vendere unitamente al corpo incasso cod.UN 01400 0000

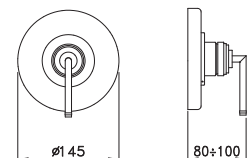
Exposed parts for single-command shower mixer

To be installed on built-in part code UN 01400 0000

Façade apparente pour mitigeur monocommande de douche

A installer sur la partie encastrée UN 01400 0000

	TT 01410 CR00	287,00
CROMO- CHROME		
NICHEL-NICKEL	NI00	389,00
NICHEL PVD- NICKEL PVD	PV02	476,00
NICHEL SPAZ - NICKEL MATTE - NICKEL MAT	NI01	409,00
OTTONE PVD - BRASS PVD - LAITON PVD	PV01	476,00
ORO - GOLD - OR 24 CARATS	AU00	978,00
ORO ROSA - ROSE GOLD- OR ROSE	AU02	685,00
ARGENTO - SILVER - ARGENT	AG00	880,00
BRONZO - BRONZE	BZ00	476,00
BRONZO SCURO -DARK BRONZE - BRONZE NOIR	BZ01	476,00



Completamenti

Completions

Compléments

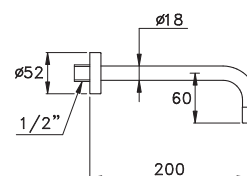
863 - 1/2"

Bocca di erogazione a parete con rompigetto aeratore all'uscita e diametro tubo 18 mm
(sporgenza da parete a centro uscita 200 mm)

Wall mounted spout with aerator and spout diameter 18 mm
Projection from wall to outlet: 200 mm

Bec mural fixe diamètre 18 mm avec mousseur Saille 200 mm

	UN	09002	CR00	136,00
CROMO- CHROME				
NICHEL-NICKEL			NI00	179,00
NICHEL PVD- NICKEL PVD			PV02	217,00
NICHEL SPAZ - NICKEL MATTE- NICKEL MAT			NI01	188,00
OTTONE PVD - BRASS PVD - LAITON PVD			PV01	217,00
ORO - GOLD - OR 24 CARATS			AU00	418,00
ORO ROSA - ROSE GOLD- OR ROSE			AU02	293,00
ARGENTO - SILVER - ARGENT			AG00	379,00
BRONZO - BRONZE			BZ00	217,00
BRONZO SCURO -DARK BRONZE - BRONZE NOIR			BZ01	217,00



863AR - 1/2"

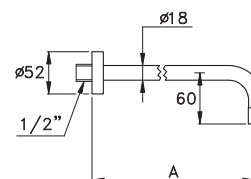
Bocca di lunghezza uguale a 100, 300, 400 mm
Per ordine far seguire al codice: /100, /300, /400

On request: projection of the spout of 100, 300, 400 mm

Bec longueur pareil à 100, 300, 400 mm

Pour ordre faire suivre le code usine de /100, /300, /400

	UN	09003	CR00	214,00
CROMO- CHROME				
NICHEL-NICKEL			NI00	263,00
NICHEL PVD- NICKEL PVD			PV02	317,00
NICHEL SPAZ - NICKEL MATTE- NICKEL MAT			NI01	276,00
OTTONE PVD - BRASS PVD - LAITON PVD			PV01	317,00
ORO - GOLD - OR 24 CARATS			AU00	541,00
ORO ROSA - ROSE GOLD- OR ROSE			AU02	379,00
ARGENTO - SILVER - ARGENT			AG00	481,00
BRONZO - BRONZE			BZ00	317,00
BRONZO SCURO -DARK BRONZE - BRONZE NOIR			BZ01	317,00



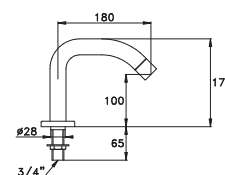
0/255

Bocca per installazione su bordo vasca, attacco 3/4"

Bath spout for deck mounting 3/4"

Bec pour installation horizontal de baignoire 3/4"

	UN	09007	CR00	120,00
CROMO- CHROME				
NICHEL-NICKEL			NI00	160,00
NICHEL PVD- NICKEL PVD			PV02	192,00
NICHEL SPAZ - NICKEL MATTE- NICKEL MAT			NI01	167,00
OTTONE PVD - BRASS PVD - LAITON PVD			PV01	192,00
ORO - GOLD - OR 24 CARATS			AU00	408,00
ORO ROSA - ROSE GOLD- OR ROSE			AU02	322,00
ARGENTO - SILVER - ARGENT			AG00	389,00
BRONZO - BRONZE			BZ00	192,00
BRONZO SCURO -DARK BRONZE - BRONZE NOIR			BZ01	192,00



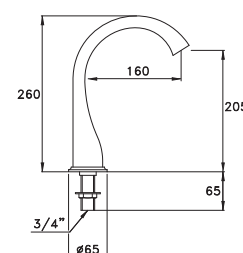
0/256

Bocca di erogazione

Bath spout

Bec haute à poser

	UN	09008	CR00	211,00
CROMO- CHROME				
NICHEL-NICKEL			NI00	281,00
NICHEL PVD- NICKEL PVD			PV02	338,00
NICHEL SPAZ - NICKEL MATTE- NICKEL MAT			NI01	294,00
OTTONE PVD - BRASS PVD - LAITON PVD			PV01	338,00
ORO - GOLD - OR 24 CARATS			AU00	718,00
ORO ROSA - ROSE GOLD- OR ROSE			AU02	566,00
ARGENTO - SILVER - ARGENT			AG00	684,00
BRONZO - BRONZE			BZ00	338,00
BRONZO SCURO -DARK BRONZE - BRONZE NOIR			BZ01	338,00



358

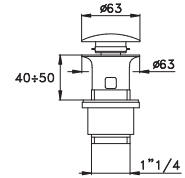
Scarico 1"1/4 per lavabo o bidet con apertura e chiusura del tappo a scatto con comando a pressione

Drain 1"1/4 for basin or bidet with spring-opening and closing with push control

Vidage pour lavabo ou bidet avec commande à pression, type "clic-clac"



	UN 09200	CR00	79,00
CROMO- CHROME	UN 09200	CR00	79,00
NICHEL-NICKEL		NI00	110,00
NICHEL PVD- NICKEL PVD		PV02	134,00
NICHEL SPAZ - NICKEL MATTE - NICKEL MAT		NI01	116,00
OTTONE PVD - BRASS PVD - LAITON PVD		PV01	134,00
ORO - GOLD - OR 24 CARATS		AU00	277,00
ORO ROSA - ROSE GOLD- OR ROSE		AU02	194,00
ARGENTO - SILVER - ARGENT		AG00	249,00
BRONZO - BRONZE		BZ00	134,00
BRONZO SCURO -DARK BRONZE - BRONZE NOIR		BZ01	134,00



461T

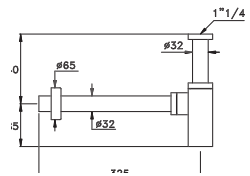
Sifone a "bottiglia"; profilo tondo

Round bottle trap

Siphon bouteille rond



	UN 09402	CR00	125,00
CROMO- CHROME	UN 09402	CR00	125,00
NICHEL-NICKEL		NI00	167,00
NICHEL PVD- NICKEL PVD		PV02	200,00
NICHEL SPAZ - NICKEL MATTE - NICKEL MAT		NI01	174,00
OTTONE PVD - BRASS PVD - LAITON PVD		PV01	200,00
ORO - GOLD - OR 24 CARATS		AU00	425,00
ORO ROSA - ROSE GOLD- OR ROSE		AU02	335,00
ARGENTO - SILVER - ARGENT		AG00	405,00
BRONZO - BRONZE		BZ00	200,00
BRONZO SCURO -DARK BRONZE - BRONZE NOIR		BZ01	200,00



703T - 3/4"

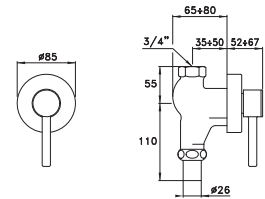
Rubinetto di cacciata per installazione da incasso a parete, con chiusura a vite

Flushing tap, concealed wall-mounting, screw closing valve 3/4"

Robinet de chasse à encastrer à fermeture manuelle



	BT 08000	CR00	312,00
CROMO- CHROME	BT 08000	CR00	312,00
NICHEL-NICKEL		NI00	415,00
NICHEL PVD- NICKEL PVD		PV02	500,00
NICHEL SPAZ - NICKEL MATTE - NICKEL MAT		NI01	434,00
OTTONE PVD - BRASS PVD - LAITON PVD		PV01	500,00
ORO - GOLD - OR 24 CARATS		AU00	1061,00
ORO ROSA - ROSE GOLD- OR ROSE		AU02	837,00
ARGENTO - SILVER - ARGENT		AG00	1011,00
BRONZO - BRONZE		BZ00	500,00
BRONZO SCURO -DARK BRONZE - BRONZE NOIR		BZ01	500,00



704T - 3/4"

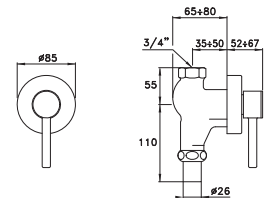
Rubinetto di cacciata per installazione da incasso a parete, con chiusura a molla non ritardata

Flushing tap, concealed wall-mounting, with undelayed spring valve 3/4"

Robinet de chasse à encastrer avec fermeture à ressort non temporisée



	BT 08100	CR00	318,00
CROMO- CHROME	BT 08100	CR00	318,00
NICHEL-NICKEL		NI00	423,00
NICHEL PVD- NICKEL PVD		PV02	509,00
NICHEL SPAZ - NICKEL MATTE - NICKEL MAT		NI01	443,00
OTTONE PVD - BRASS PVD - LAITON PVD		PV01	509,00
ORO - GOLD - OR 24 CARATS		AU00	1082,00
ORO ROSA - ROSE GOLD- OR ROSE		AU02	853,00
ARGENTO - SILVER - ARGENT		AG00	1031,00
BRONZO - BRONZE		BZ00	509,00
BRONZO SCURO -DARK BRONZE - BRONZE NOIR		BZ01	509,00



3820

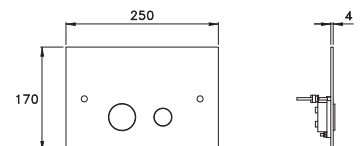
Placca per cassetta di scarico. Compatibile con i sistemi Geberit Sigma UP320 e UP720.

WC Control plate. Compatible with Geberit Sigma systems UP320 e UP720.

Plaque en laiton massif double touche. Compatible avec système Geberit Sigma UP320 et UP 720



	UN 09500	CR00	345,00
CROMO- CHROME	UN 09500	CR00	345,00
NICHEL-NICKEL		NI00	480,00
NICHEL PVD- NICKEL PVD		PV02	587,00
NICHEL SPAZ - NICKEL MATTE - NICKEL MAT		NI01	504,00
OTTONE PVD - BRASS PVD - LAITON PVD		PV01	587,00
ORO - GOLD - OR 24 CARATS		AU00	1207,00
ORO ROSA - ROSE GOLD- OR ROSE		AU02	966,00
ARGENTO - SILVER - ARGENT		AG00	1086,00
BRONZO - BRONZE		BZ00	587,00
BRONZO SCURO -DARK BRONZE - BRONZE NOIR		BZ01	587,00



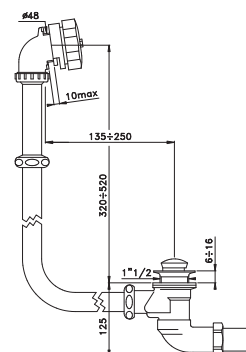
338

Colonna di scarico per vasca con comando a volantino, codolo di uscita in materiale plastico Ø 40 mm

Vertical bath-drain pipe, handwheel control, plastic outlet pipe diameter 40 mm

Vidage de baignoire sans siphon, avec coude de sortie plastique Ø 40 mm

CROMO- CHROME	UN 09203 CROO	287,00
NICHEL-NICKEL	NI00	364,00
NICHEL PVD- NICKEL PVD	PV02	424,00
NICHEL SPAZ - NICKEL MATTE - NICKEL MAT	NI01	383,00
OTTONE PVD - BRASS PVD - LAITON PVD	PV01	424,00
ORO - GOLD - OR 24 CARATS	AU00	772,00
ORO ROSA - ROSE GOLD- OR ROSE	AU02	541,00
ARGENTO - SILVER - ARGENT	AG00	680,00
BRONZO - BRONZE	BZ00	424,00
BRONZO SCURO -DARK BRONZE - BRONZE NOIR	BZ01	424,00



338AV

Come 338 ma interamente rifinita per installazione "a vista".

Vertical bath-drain pipe, handwheel control, plastic outlet pipe diameter 38 mm completely finished for instalation in sight

Vidage de baignoire sans siphon, avec coude de sortie laiton Ø 38 mm pour installation apparente

CROMO- CHROME	UN 09204 CROO	842,00
NICHEL-NICKEL	NI00	1164,00
NICHEL PVD- NICKEL PVD	PV02	1428,00
NICHEL SPAZ - NICKEL MATTE - NICKEL MAT	NI01	1223,00
OTTONE PVD - BRASS PVD - LAITON PVD	PV01	1428,00
ORO - GOLD - OR 24 CARATS	AU00	3462,00
ORO ROSA - ROSE GOLD- OR ROSE	AU02	2424,00
ARGENTO - SILVER - ARGENT	AG00	3070,00
BRONZO - BRONZE	BZ00	1428,00
BRONZO SCURO -DARK BRONZE - BRONZE NOIR	BZ01	1428,00

338S

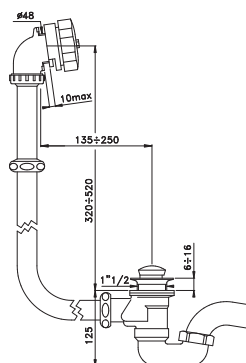
Colonna di scarico per vasca, con comando a volantino, completa di sifone, codolo di uscita in materiale plastico Ø 40 mm (chiusura idraulica 50 mm, secondo la Norma Europea)

Vertical bath-drain pipe, handwheel control, with trap, plastic outlet pipe diameter 40 mm (50 mm trap in conformity with European standards)

Vidage de baignoire avec siphon, coude de sortie plastique Ø 40 mm

Garde d'eau 50 mm, selon la Norme Européenn

CROMO- CHROME	UN 09205 CROO	364,00
NICHEL-NICKEL	NI00	440,00
NICHEL PVD- NICKEL PVD	PV02	502,00
NICHEL SPAZ - NICKEL MATTE - NICKEL MAT	NI01	462,00
OTTONE PVD - BRASS PVD - LAITON PVD	PV01	502,00
ORO - GOLD - OR 24 CARATS	AU00	857,00
ORO ROSA - ROSE GOLD- OR ROSE	AU02	600,00
ARGENTO - SILVER - ARGENT	AG00	757,00
BRONZO - BRONZE	BZ00	502,00
BRONZO SCURO -DARK BRONZE - BRONZE NOIR	BZ01	502,00



338SAV

Come 338S ma rifinita per installazione "a vista"

Same as 338S but finished for installation in sight

Idem 338S, chromé pour installation apparente

CROMO- CHROME	UN 09206 CROO	942,00
NICHEL-NICKEL	NI00	1318,00
NICHEL PVD- NICKEL PVD	PV02	1613,00
NICHEL SPAZ - NICKEL MATTE - NICKEL MAT	NI01	1384,00
OTTONE PVD - BRASS PVD - LAITON PVD	PV01	1613,00
ORO - GOLD - OR 24 CARATS	AU00	3879,00
ORO ROSA - ROSE GOLD- OR ROSE	AU02	2716,00
ARGENTO - SILVER - ARGENT	AG00	3448,00
BRONZO - BRONZE	BZ00	1613,00
BRONZO SCURO -DARK BRONZE - BRONZE NOIR	BZ01	1613,00

Docce

Shower

Douches



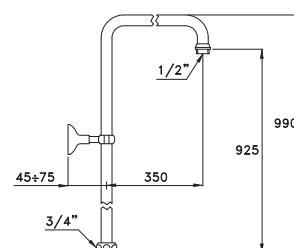
301

Tubo doccia rigido

Rigid shower pipe

Colonne de douche apparente

	UN	03200	CR00	219,00
CROMO- CHROME				
NICHEL-NICKEL			NI00	292,00
NICHEL PVD- NICKEL PVD			PV02	351,00
NICHEL SPAZ - NICKEL MATTE - NICKEL MAT			NI01	305,00
OTTONE PVD - BRASS PVD - LAITON PVD			PV01	351,00
ORO - GOLD - OR 24 CARATS			AU00	745,00
ORO ROSA - ROSE GOLD- OR ROSE			AU02	587,00
ARGENTO - SILVER - ARGENT			AG00	710,00
BRONZO - BRONZE			BZ00	351,00
BRONZO SCURO -DARK BRONZE - BRONZE NOIR			BZ01	351,00



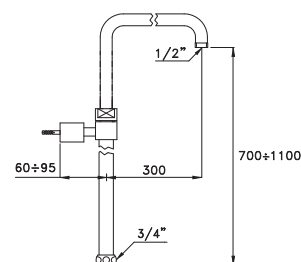
301TB

Tubo doccia Telescopico (altezza regolabile 70-110 cm)

Telescopic Shower pipe (adjustable height 70-110 cm)

Colonne réglable de douche apparent (70 à 110 cm)

	UN	03201	CR00	348,00
CROMO- CHROME				
NICHEL-NICKEL			NI00	463,00
NICHEL PVD- NICKEL PVD			PV02	557,00
NICHEL SPAZ - NICKEL MATTE - NICKEL MAT			NI01	484,00
OTTONE PVD - BRASS PVD - LAITON PVD			PV01	557,00
ORO - GOLD - OR 24 CARATS			AU00	1184,00
ORO ROSA - ROSE GOLD- OR ROSE			AU02	933,00
ARGENTO - SILVER - ARGENT			AG00	1128,00
BRONZO - BRONZE			BZ00	557,00
BRONZO SCURO -DARK BRONZE - BRONZE NOIR			BZ01	557,00



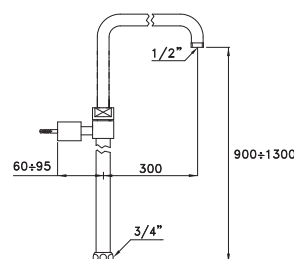
301TA

Tubo doccia Telescopico (altezza regolabile 90-130 cm)

Telescopic Shower pipe (adjustable height 90-130 cm)

Colonne réglable de douche apparent (90 à 130 cm)

	UN	03202	CR00	448,00
CROMO- CHROME				
NICHEL-NICKEL			NI00	596,00
NICHEL PVD- NICKEL PVD			PV02	717,00
NICHEL SPAZ - NICKEL MATTE - NICKEL MAT			NI01	623,00
OTTONE PVD - BRASS PVD - LAITON PVD			PV01	717,00
ORO - GOLD - OR 24 CARATS			AU00	1524,00
ORO ROSA - ROSE GOLD- OR ROSE			AU02	1201,00
ARGENTO - SILVER - ARGENT			AG00	1452,00
BRONZO - BRONZE			BZ00	717,00
BRONZO SCURO -DARK BRONZE - BRONZE NOIR			BZ01	717,00




303BIS

Braccio doccia

Shower arm

Bras de douche

	UN	03204	CR00	114,00
CROMO- CHROME				
NICHEL-NICKEL			NI00	152,00
NICHEL PVD- NICKEL PVD			PV02	183,00
NICHEL SPAZ - NICKEL MATTE - NICKEL MAT			NI01	159,00
OTTONE PVD - BRASS PVD - LAITON PVD			PV01	183,00
ORO - GOLD - OR 24 CARATS			AU00	388,00
ORO ROSA - ROSE GOLD- OR ROSE			AU02	306,00
ARGENTO - SILVER - ARGENT			AG00	370,00
BRONZO - BRONZE			BZ00	183,00
BRONZO SCURO -DARK BRONZE - BRONZE NOIR			BZ01	183,00



303L

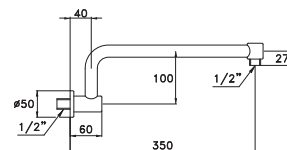
Braccio doccia

Shower arm

Bras de douche



	UN 03205 CR00	147,00
CROMO- CHROME	UN 03205 CR00	147,00
NICHEL-NICKEL	NI00	196,00
NICHEL PVD- NICKEL PVD	PV02	236,00
NICHEL SPAZ - NICKEL MATTE - NICKEL MAT	NI01	205,00
OTTONE PVD - BRASS PVD - LAITON PVD	PV01	236,00
ORO - GOLD - OR 24 CARATS	AU00	500,00
ORO ROSA - ROSE GOLD- OR ROSE	AU02	394,00
ARGENTO - SILVER - ARGENT	AG00	477,00
BRONZO - BRONZE	BZ00	236,00
BRONZO SCURO - DARK BRONZE - BRONZE NOIR	BZ01	236,00



311T

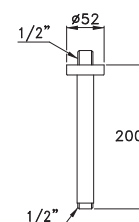
Braccio doccia da soffitto

Ceiling shower arm

Bras de douche plafond



	UN 03215 CR00	114,00
CROMO- CHROME	UN 03215 CR00	114,00
NICHEL-NICKEL	NI00	152,00
NICHEL PVD- NICKEL PVD	PV02	183,00
NICHEL SPAZ - NICKEL MATTE - NICKEL MAT	NI01	159,00
OTTONE PVD - BRASS PVD - LAITON PVD	PV01	183,00
ORO - GOLD - OR 24 CARATS	AU00	388,00
ORO ROSA - ROSE GOLD- OR ROSE	AU02	306,00
ARGENTO - SILVER - ARGENT	AG00	370,00
BRONZO - BRONZE	BZ00	183,00
BRONZO SCURO - DARK BRONZE - BRONZE NOIR	BZ01	183,00



311TAR

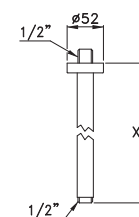
Braccio doccia da soffitto, lunghezza a richiesta

Ceiling mounted shower arm, lenght on request

Bras de douche de plafond, longueur sur demande



	UN 03216 CR00	144,00
CROMO- CHROME	UN 03216 CR00	144,00
NICHEL-NICKEL	NI00	192,00
NICHEL PVD- NICKEL PVD	PV02	231,00
NICHEL SPAZ - NICKEL MATTE - NICKEL MAT	NI01	201,00
OTTONE PVD - BRASS PVD - LAITON PVD	PV01	231,00
ORO - GOLD - OR 24 CARATS	AU00	490,00
ORO ROSA - ROSE GOLD- OR ROSE	AU02	386,00
ARGENTO - SILVER - ARGENT	AG00	467,00
BRONZO - BRONZE	BZ00	231,00
BRONZO SCURO - DARK BRONZE - BRONZE NOIR	BZ01	231,00



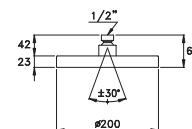
316A-200

Soffione a pioggia, modello sottile, con fondello smontabile a sistema anticalcare, orientabile con raccordo a snodo sferico - Ø 200 mm

Rain shower head, thin model, removable antilimestone system base, swinging ball-joint union, diameter 200 mm

Pomme de douche orientable à rotule, diamètre 200mm, équipée d'un système anti-calcaire

	UN 03005 CR00	318,00
CROMO- CHROME	UN 03005 CR00	318,00
NICHEL-NICKEL	NI00	423,00
NICHEL PVD- NICKEL PVD	PV02	509,00
NICHEL SPAZ - NICKEL MATTE - NICKEL MAT	NI01	443,00
OTTONE PVD - BRASS PVD - LAITON PVD	PV01	509,00
ORO - GOLD - OR 24 CARATS	AU00	1082,00
ORO ROSA - ROSE GOLD- OR ROSE	AU02	853,00
ARGENTO - SILVER - ARGENT	AG00	1031,00
BRONZO - BRONZE	BZ00	509,00
BRONZO SCURO - DARK BRONZE - BRONZE NOIR	BZ01	509,00



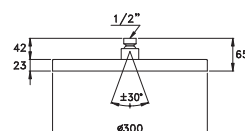
316A-300

Soffione a pioggia, modello sottile, con fondello smontabile a sistema anticalcare, orientabile con raccordo a snodo sferico - Ø 300 mm

Rain shower head, thin model, removable antilimestone system base, swinging ball-joint union, diameter 300 mm

Pomme de douche orientable à rotule, diamètre 300mm, équipée d'un système anti-calcaire

	UN 03006 CR00	608,00
CROMO- CHROME	UN 03006 CR00	608,00
NICHEL-NICKEL	NI00	809,00
NICHEL PVD- NICKEL PVD	PV02	973,00
NICHEL SPAZ - NICKEL MATTE - NICKEL MAT	NI01	846,00
OTTONE PVD - BRASS PVD - LAITON PVD	PV01	973,00
ORO - GOLD - OR 24 CARATS	AU00	2068,00
ORO ROSA - ROSE GOLD- OR ROSE	AU02	1630,00
ARGENTO - SILVER - ARGENT	AG00	1970,00
BRONZO - BRONZE	BZ00	973,00
BRONZO SCURO - DARK BRONZE - BRONZE NOIR	BZ01	973,00

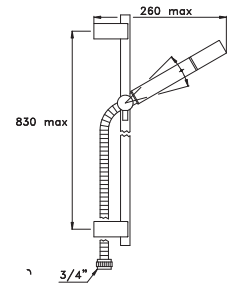


302

Doccia a mano completa di asta a parete
 Shower hand-held and wall mounted slide bar
 Ensemble de douche sur barre



	TT 03100 CR00	238,00
CROMO- CHROME	NI00	355,00
NICHEL-NICKEL	PV02	433,00
NICHEL PVD- NICKEL PVD	NI01	373,00
NICHEL SPAZ - NICKEL MATTE - NICKEL MAT	PV01	433,00
OTTONE PVD - BRASS PVD - LAITON PVD	AU00	893,00
ORO - GOLD - OR 24 CARATS	AU02	626,00
ORO ROSA - ROSE GOLD- OR ROSE	AG00	804,00
ARGENTO - SILVER - ARGENT	BZ00	433,00
BRONZO - BRONZE	BZ01	433,00
BRONZO SCURO - DARK BRONZE - BRONZE NOIR		

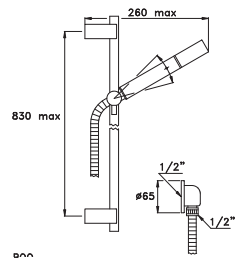


302A

Doccia a mano completa di asta a parete e presa di alimentazione a parete
 Shower hand-held and wall mounted slide bar and wall intake
 Ensemble de douche sur barre avec coude de sortie



	TT 03103 CR00	263,00
CROMO- CHROME	NI00	390,00
NICHEL-NICKEL	PV02	476,00
NICHEL PVD- NICKEL PVD	NI01	410,00
NICHEL SPAZ - NICKEL MATTE - NICKEL MAT	PV01	476,00
OTTONE PVD - BRASS PVD - LAITON PVD	AU00	978,00
ORO - GOLD - OR 24 CARATS	AU02	685,00
ORO ROSA - ROSE GOLD- OR ROSE	AG00	882,00
ARGENTO - SILVER - ARGENT	BZ00	476,00
BRONZO - BRONZE	BZ01	476,00
BRONZO SCURO - DARK BRONZE - BRONZE NOIR		

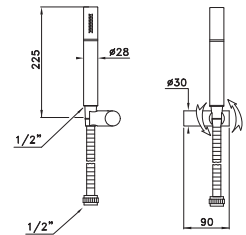


305

Doccia a mano completa di supporto alto orientabile
 Hand spray head with directional wall bracket
 Ensemble douchette avec support mural



	TT 03112 CR00	192,00
CROMO- CHROME	NI00	277,00
NICHEL-NICKEL	PV02	337,00
NICHEL PVD- NICKEL PVD	NI01	291,00
NICHEL SPAZ - NICKEL MATTE - NICKEL MAT	PV01	337,00
OTTONE PVD - BRASS PVD - LAITON PVD	AU00	693,00
ORO - GOLD - OR 24 CARATS	AU02	486,00
ORO ROSA - ROSE GOLD- OR ROSE	AG00	624,00
ARGENTO - SILVER - ARGENT	BZ00	337,00
BRONZO - BRONZE	BZ01	337,00
BRONZO SCURO - DARK BRONZE - BRONZE NOIR		

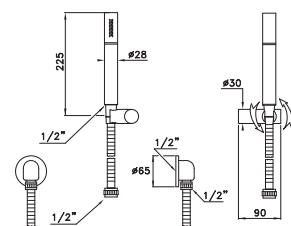


305A

Doccia a mano completa di supporto alto orientabile e presa di alimentazione a parete
 Hand spray head with directional wall bracket and wall intake
 Ensemble douchette avec support mural et coude de sortie



	TT 03115 CR00	222,00
CROMO- CHROME	NI00	312,00
NICHEL-NICKEL	PV02	381,00
NICHEL PVD- NICKEL PVD	NI01	328,00
NICHEL SPAZ - NICKEL MATTE - NICKEL MAT	PV01	381,00
OTTONE PVD - BRASS PVD - LAITON PVD	AU00	783,00
ORO - GOLD - OR 24 CARATS	AU02	549,00
ORO ROSA - ROSE GOLD- OR ROSE	AG00	704,00
ARGENTO - SILVER - ARGENT	BZ00	381,00
BRONZO - BRONZE	BZ01	381,00
BRONZO SCURO - DARK BRONZE - BRONZE NOIR		



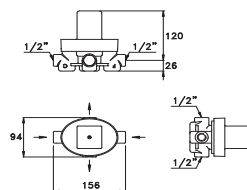
Isomix



IS3293

Parti incasso per figure is3293
 Concealed body for IS3293 thermostatic mixer
 Partie encastrée pour les mitigeurs IS3293

BRONZO - BRONZE **UN 06000 0000 362,00**



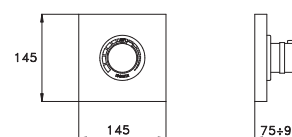
IS3293 P.V.

Parti in vista per miscelatore termostatico modello monoblocco IS3293
 Da installare su parte incasso codice UN 06000 0000
 Visible parts for thermostatic mixer IS 3293 one-piece model
 To be installed on built-in part code UN 06000 0000

Façade pour mitigeur thermostatique

A installer sur la partie encastrée UN 06000 0000

	CT 06010	CR00	306,00
CROMO - CHROME			
NICHEL-NICKEL		NI00	390,00
NICHEL PVD- NICKEL PVD		PV02	478,00
NICHEL SPAZ - NICKEL MATTE - NICKEL MAT		NI01	410,00
OTTONE PVD - BRASS PVD - LAITON PVD		PV01	478,00
ORO - GOLD - OR 24 CARATS		AU00	983,00
ORO ROSA - ROSE GOLD- OR ROSE		AU02	689,00
ARGENTO - SILVER - ARGENT		AG00	885,00
BRONZO - BRONZE		BZ00	478,00
BRONZO SCURO - DARK BRONZE - BRONZE NOIR		BZ01	478,00



IS3292

Parti incasso per figure is3292
 Concealed body for IS3292 thermostatic mixer
 Partie encastrée pour les mitigeurs IS3292

BRONZO - BRONZE **UN 06001 0000 432,00**

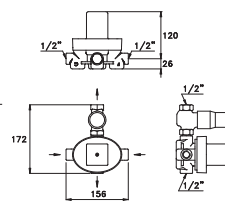
IS3292 P.V.

Parti in vista per miscelatore termostatico modello monoblocco IS3292 con rubinetto
 Da installare su parte incasso codice UN 06001 0000
 Visible parts for thermostatic mixer IS 3292 one-piece model with tap
 To be installed on built-in part code UN 06001 0000

Façade pour mitigeur thermostatique avec robinet de sortie

A installer sur la partie encastrée UN 06001 0000

	CT 06011	CR00	414,00
CROMO - CHROME			
NICHEL-NICKEL		NI00	528,00
NICHEL PVD- NICKEL PVD		PV02	646,00
NICHEL SPAZ - NICKEL MATTE - NICKEL MAT		NI01	555,00
OTTONE PVD - BRASS PVD - LAITON PVD		PV01	646,00
ORO - GOLD - OR 24 CARATS		AU00	1329,00
ORO ROSA - ROSE GOLD- OR ROSE		AU02	931,00
ARGENTO - SILVER - ARGENT		AG00	1196,00
BRONZO - BRONZE		BZ00	646,00
BRONZO SCURO - DARK BRONZE - BRONZE NOIR		BZ01	646,00



IS3294

Parti incasso per figure IS3294
 Concealed body for IS3294 thermostatic mixer
 Partie encastrée pour les mitigeurs IS3294

BRONZO - BRONZE **UN 06002 0000 549,00**

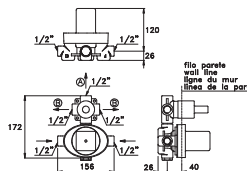
IS3294 P.V.

Parti in vista per miscelatore termostatico modello monoblocco IS3294 con rubinetto/deviatore due vie. Da installare su parte incasso codice UN 06002 0000
 Visible parts for thermostatic mixer IS 3294 Italica one-piece model, two way diverter/shower tap.
 To be installed on built-in part code UN 06002 0000

Façade pour mitigeur thermostatique avec robinet/inverseur encastré à 2 sorties pour douche.

A installer sur la partie encastrée UN 06002 0000

	CT 06012	CR00	414,00
CROMO - CHROME			
NICHEL-NICKEL		NI00	528,00
NICHEL PVD- NICKEL PVD		PV02	646,00
NICHEL SPAZ - NICKEL MATTE - NICKEL MAT		NI01	555,00
OTTONE PVD - BRASS PVD - LAITON PVD		PV01	646,00
ORO - GOLD - OR 24 CARATS		AU00	1329,00
ORO ROSA - ROSE GOLD- OR ROSE		AU02	931,00
ARGENTO - SILVER - ARGENT		AG00	1196,00
BRONZO - BRONZE		BZ00	646,00
BRONZO SCURO - DARK BRONZE - BRONZE NOIR		BZ01	646,00





3294TM

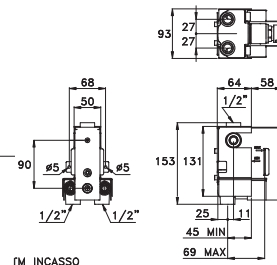
Parti incasso per figure IS3294TM

Concealed body for IS3294TM thermostatic mixer

Partie encastrée pour les mitigeurs IS3294TM

BRONZO - BRONZE

UN 06300 0000 376,00



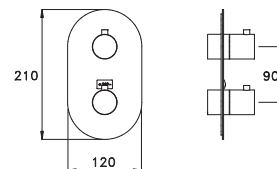
3294TM

Parti in vista per miscelatore termostatico 3294TM con rubinetto/deviatore a 2 vie
Da installare su parte incasso codice UN 06300 0000

Visible parts for thermostatic mixer 3294TM one piece model, 2 way diverter
To be installed on built-in part code UN 06300 0000

Façade pour mitigeur thermostatique IS3294TM, 2 voies
A installer sur la partie encastrée UN 06300 0000

	UN 06310 CR00	365,00
CROMO- CHROME	NI00	494,00
NICHEL-NICKEL	PV02	604,00
NICHEL PVD- NICKEL PVD	NI01	520,00
NICHEL SPAZ - NICKEL MATTE - NICKEL MAT	PV01	604,00
OTTONE PVD - BRASS PVD - LAITON PVD	AU00	1245,00
ORO - GOLD - OR 24 CARATS	AU02	872,00
ORO ROSA - ROSE GOLD- OR ROSE	AG00	1120,00
ARGENTO - SILVER - ARGENT	BZ00	604,00
BRONZO - BRONZE	BZ01	604,00
BRONZO SCURO -DARK BRONZE - BRONZE NOIR		



3297TM

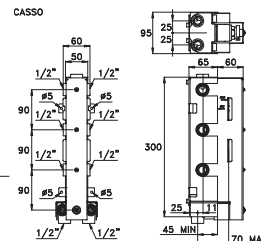
Parti incasso per figure 3297TM

Concealed body for 3297TM thermostatic mixer

Partie encastrée pour les mitigeurs 3297TM

BRONZO - BRONZE

UN 06301 0000 593,00



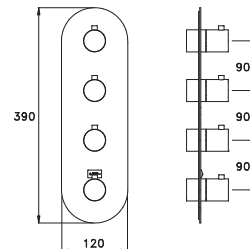
3297TM

Parti in vista per miscelatore termostatico 3297TM con rubinetto/deviatore a 3 vie
Da installare su parte incasso codice UN 06301 0000

Visible parts for thermostatic mixer 3297TM, one piece model, 3 way diverter
To be installed on built-in part code UN 06301 0000

Façade pour mitigeur thermostatique 3297TM, 3 voies
A installer sur la partie encastrée UN 06301 0000

	UN 06311 CR00	512,00
CROMO- CHROME	NI00	696,00
NICHEL-NICKEL	PV02	850,00
NICHEL PVD- NICKEL PVD	NI01	731,00
NICHEL SPAZ - NICKEL MATTE - NICKEL MAT	PV01	850,00
OTTONE PVD - BRASS PVD - LAITON PVD	AU00	1748,00
ORO - GOLD - OR 24 CARATS	AU02	1224,00
ORO ROSA - ROSE GOLD- OR ROSE	AG00	1575,00
ARGENTO - SILVER - ARGENT	BZ00	850,00
BRONZO - BRONZE	BZ01	850,00
BRONZO SCURO -DARK BRONZE - BRONZE NOIR		



3298TM

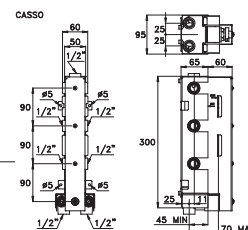
Parti incasso per figure 3298TM

Concealed body for 3298TM thermostatic mixer

Partie encastrée pour les mitigeurs 3298TM

BRONZO - BRONZE

UN 06302 0000 695,00



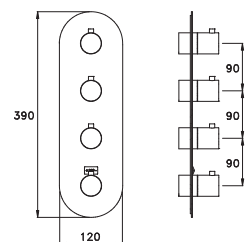
3298TM

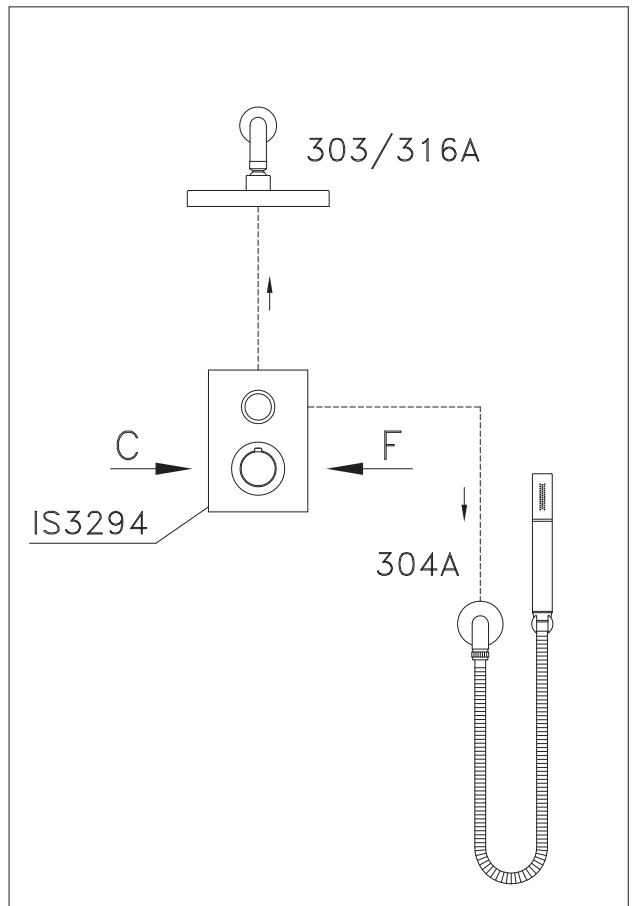
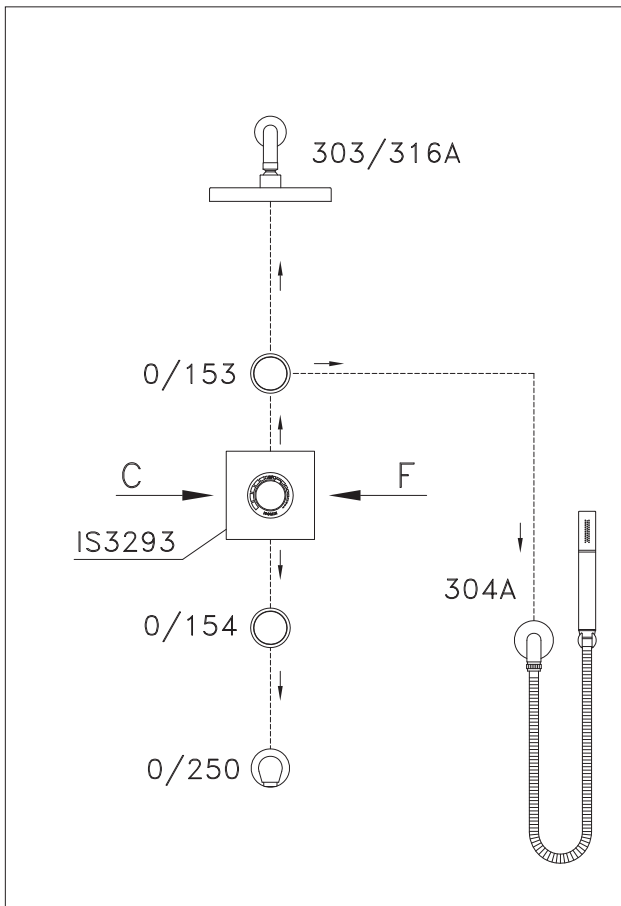
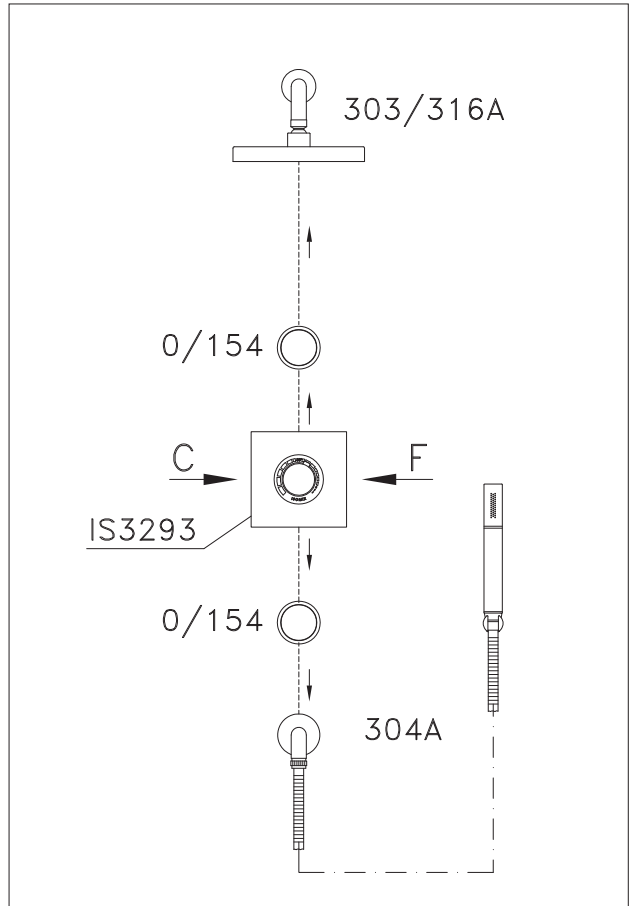
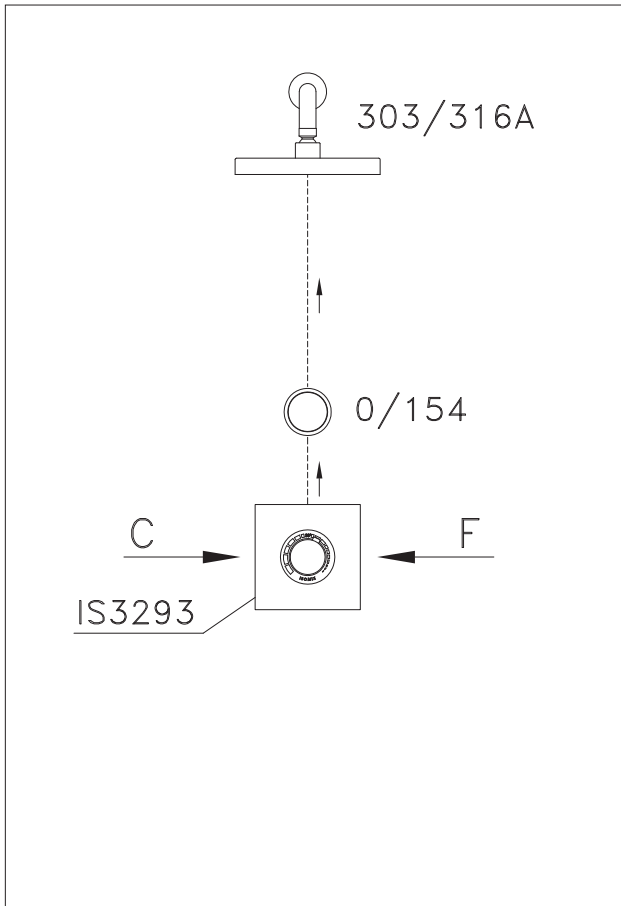
Parti in vista per miscelatore termostatico 3298TM con rubinetto/deviatore a 4 vie
Da installare su parte incasso codice UN 06302 0000

Visible parts for thermostatic mixer 3298TM, one piece model, 4 way diverter
To be installed on built-in part code UN 06302 0000

Façade pour mitigeur thermostatique 3298TM, 4 voies
A installer sur la partie encastrée UN 06302 0000

	UN 06312 CR00	512,00
CROMO- CHROME	NI00	696,00
NICHEL-NICKEL	PV02	850,00
NICHEL PVD- NICKEL PVD	NI01	731,00
NICHEL SPAZ - NICKEL MATTE - NICKEL MAT	PV01	850,00
OTTONE PVD - BRASS PVD - LAITON PVD	AU00	1748,00
ORO - GOLD - OR 24 CARATS	AU02	1224,00
ORO ROSA - ROSE GOLD- OR ROSE	AG00	1575,00
ARGENTO - SILVER - ARGENT	BZ00	850,00
BRONZO - BRONZE	BZ01	850,00
BRONZO SCURO -DARK BRONZE - BRONZE NOIR		







ACCESSORI ACCESSOIRES ACCESSORIES

pag 424

CASANOVA

Design Maurizio Duranti



Una serie di rubinetterie ispirata decisamente al mondo neoclassico. Superfici cannetate di libera ispirazioni a lesene classiche e ad una sobrietà stilistica antitetica al barocco. Si tratta di una serie di oggetti che hanno la funzione di essere rubinetti ma che potrebbero essere qualunque cosa purchè legata all'eleganza di un mondo raffinato e sofisticato che ci rimanda alla Venezia di Casanova, o meglio, al mondo di Casanova.

A series of taps that drew deeply on neoclassical world. Veined surfaces, based on classical pilasters and a sober style antithetical to baroque. This is a series of objects that are meant to be faucets, but could be anything linked to the elegance of a refined and sophisticated world that reminds us of the Venice of Casanova, or rather the world of Casanova.

Une série de robinetterie clairement influencée par le néo-classicisme. Sa surface cannelée est librement inspirée des colonnes grecques, et son style sobre est exactement l'antithèse du baroque. La fonction première de cet objet, est d'être un robinet, mais il pourrait tout à fait trouver sa place pour d'autres usages dans un monde raffiné et sophistiqué comme pouvait l'être celui du Venise de Casanova ou plus largement celui du Monde de Casanova.

CASANOVA 3222MC

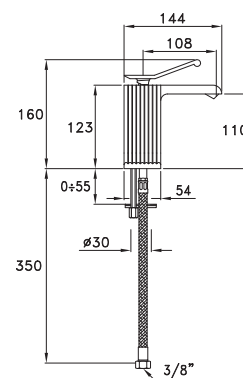
Miscelatore monocomando per lavabo

Single-lever washbasin mixer

Mitigeur monocommande pour lavabo



CROMO- CHROME	CS 00100 CR00	430,00
NICHEL-NICKEL	NI00	602,00
NICHEL PVD- NICKEL PVD	PV02	730,00
NICHEL SPAZ - NICKEL MATTE - NICKEL MAT	NI01	632,00
OTTONE PVD - BRASS PVD - LAITON PVD	PV01	730,00
ORO - GOLD - OR 24 CARATS	AU00	1539,00
ORO ROSA - ROSE GOLD- OR ROSE	AU02	1078,00
ARGENTO - SILVER - ARGENT	AG00	1468,00
BRONZO - BRONZE	BZ00	730,00
BRONZO SCURO -DARK BRONZE - BRONZE NOIR	BZ01	730,00



CASANOVA 3222MCHP

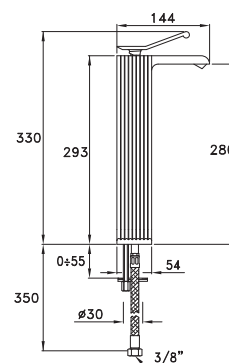
Miscelatore monocomando per bacino da appoggio su piano con colonna d'innalzamento (h = 120 mm)

Single-lever mixer for lay-on basin with raised base (h=120 mm)

Mitigeur monocommande pour lavabo à poser, réhausse de 120mm



CROMO- CHROME	CS 00103 CR00	862,00
NICHEL-NICKEL	NI00	1.208,00
NICHEL PVD- NICKEL PVD	PV02	1.465,00
NICHEL SPAZ - NICKEL MATTE - NICKEL MAT	NI01	1.268,00
OTTONE PVD - BRASS PVD - LAITON PVD	PV01	1.465,00
ORO - GOLD - OR 24 CARATS	AU00	3.089,00
ORO ROSA - ROSE GOLD- OR ROSE	AU02	2.163,00
ARGENTO - SILVER - ARGENT	AG00	2.947,00
BRONZO - BRONZE	BZ00	1.465,00
BRONZO SCURO -DARK BRONZE - BRONZE NOIR	BZ01	1.465,00



CASANOVA 3222TR

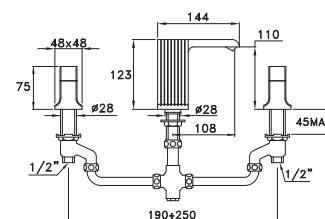
Gruppo tradizionale per lavabo

Three-hole washbasin mixer low spout

Melangeur de lavabo 3 trous



CROMO- CHROME	CS 00009 CR00	606,00
NICHEL-NICKEL	NI00	848,00
NICHEL PVD- NICKEL PVD	PV02	1.031,00
NICHEL SPAZ - NICKEL MATTE - NICKEL MAT	NI01	890,00
OTTONE PVD - BRASS PVD - LAITON PVD	PV01	1.031,00
ORO - GOLD - OR 24 CARATS	AU00	2.173,00
ORO ROSA - ROSE GOLD- OR ROSE	AU02	1.522,00
ARGENTO - SILVER - ARGENT	AG00	2.073,00
BRONZO - BRONZE	BZ00	1.031,00
BRONZO SCURO -DARK BRONZE - BRONZE NOIR	BZ01	1.031,00



358

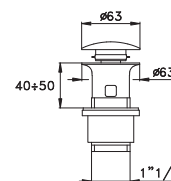
Scarico 1"1/4 per lavabo o bidet con apertura e chiusura del tappo a scatto con comando a pressione

Drain 1"1/4 for basin or bidet with spring-opening and closing with push control

Vidage pour lavabo ou bidet avec commande à pression, type "clic-clac"



CROMO- CHROME	UN 09200 CR00	79,00
NICHEL-NICKEL	NI00	110,00
NICHEL PVD- NICKEL PVD	PV02	134,00
NICHEL SPAZ - NICKEL MATTE - NICKEL MAT	NI01	116,00
OTTONE PVD - BRASS PVD - LAITON PVD	PV01	134,00
ORO - GOLD - OR 24 CARATS	AU00	277,00
ORO ROSA - ROSE GOLD- OR ROSE	AU02	194,00
ARGENTO - SILVER - ARGENT	AG00	249,00
BRONZO - BRONZE	BZ00	134,00
BRONZO SCURO -DARK BRONZE - BRONZE NOIR	BZ01	134,00



CASANOVA 868

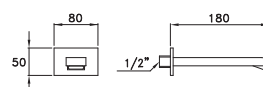
Bocca di erogazione a parete per lavabo, attacco 1/2"

Wall-mounted washbasin spout, union 1/2"

Bec mural pour lavabo 1/2"



	CS 09006 CR00	156,00
CROMO- CHROME	NI00	218,00
NICHEL-NICKEL	PV02	264,00
NICHEL PVD- NICKEL PVD	NI01	229,00
NICHEL SPAZ - NICKEL MATTE - NICKEL MAT	PV01	264,00
OTTONE PVD - BRASS PVD - LAITON PVD	AU00	567,00
ORO - GOLD - OR 24 CARATS	AU02	397,00
ORO ROSA - ROSE GOLD- OR ROSE	AG00	530,00
ARGENTO - SILVER - ARGENT	BZ00	264,00
BRONZO - BRONZE	BZ01	264,00
BRONZO SCURO - DARK BRONZE - BRONZE NOIR		



CASANOVA 3868TR

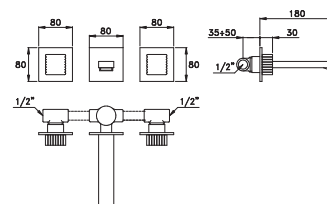
Gruppo tradizionale a 2 manopole per lavabo, per installazione da incasso a parete,

Concealed wall-mounted twin-control washbasin mixer

Mélangeur à encastrer à têtes traditionnelles pour lavabo



	CS 01005 CR00	544,00
CROMO- CHROME	NI00	763,00
NICHEL-NICKEL	PV02	926,00
NICHEL PVD- NICKEL PVD	NI01	801,00
NICHEL SPAZ - NICKEL MATTE - NICKEL MAT	PV01	926,00
OTTONE PVD - BRASS PVD - LAITON PVD	AU00	1.951,00
ORO - GOLD - OR 24 CARATS	AU02	1.366,00
ORO ROSA - ROSE GOLD- OR ROSE	AG00	1.861,00
ARGENTO - SILVER - ARGENT	BZ00	926,00
BRONZO - BRONZE	BZ01	926,00
BRONZO SCURO - DARK BRONZE - BRONZE NOIR		



CASANOVA 3602MC

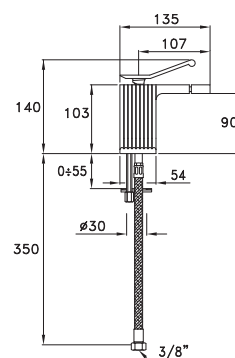
Miscelatore monocomando per bidet

Single-lever bidet mixer

Mitigeur monocommande pour bidet



	CS 00300 CR00	470,00
CROMO- CHROME	NI00	658,00
NICHEL-NICKEL	PV02	798,00
NICHEL PVD- NICKEL PVD	NI01	691,00
NICHEL SPAZ - NICKEL MATTE - NICKEL MAT	PV01	798,00
OTTONE PVD - BRASS PVD - LAITON PVD	AU00	1.680,00
ORO - GOLD - OR 24 CARATS	AU02	1.176,00
ORO ROSA - ROSE GOLD- OR ROSE	AG00	1.603,00
ARGENTO - SILVER - ARGENT	BZ00	798,00
BRONZO - BRONZE	BZ01	798,00
BRONZO SCURO - DARK BRONZE - BRONZE NOIR		



CASANOVA 3602TR

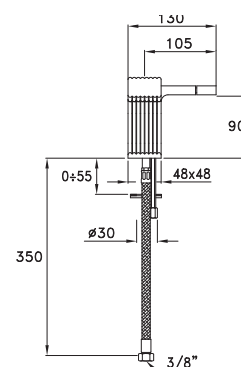
Miscelatore monoforo per bidet

Single-lever bidet mixer

Melangeur monocommande pour bidet bec orientable



	CS 00203 CR00	606,00
CROMO- CHROME	NI00	848,00
NICHEL-NICKEL	PV02	1.031,00
NICHEL PVD- NICKEL PVD	NI01	890,00
NICHEL SPAZ - NICKEL MATTE - NICKEL MAT	PV01	1.031,00
OTTONE PVD - BRASS PVD - LAITON PVD	AU00	2.130,00
ORO - GOLD - OR 24 CARATS	AU02	1.491,00
ORO ROSA - ROSE GOLD- OR ROSE	AG00	2.073,00
ARGENTO - SILVER - ARGENT	BZ00	1.031,00
BRONZO - BRONZE	BZ01	1.031,00
BRONZO SCURO - DARK BRONZE - BRONZE NOIR		



CASANOVA 0/150

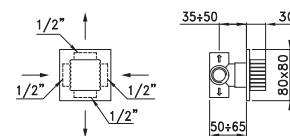
Deviatore per vasca-doccia, per installazione da incasso a parete, con deviazione manuale

Concealed manual bath-shower diverter

Inverseur à encastrer bain douche 2 voies, à commande manuelle



	CS 01200 CR00	298,00
CROMO- CHROME	NI00	417,00
NICHEL-NICKEL	PV02	508,00
NICHEL PVD- NICKEL PVD	NI01	442,00
NICHEL SPAZ - NICKEL MATTE - NICKEL MAT	PV01	508,00
OTTONE PVD - BRASS PVD - LAITON PVD	AU00	956,00
ORO - GOLD - OR 24 CARATS	AU02	670,00
ORO ROSA - ROSE GOLD- OR ROSE	AG00	912,00
ARGENTO - SILVER - ARGENT	BZ00	508,00
BRONZO - BRONZE	BZ01	508,00



CASANOVA 0/150A

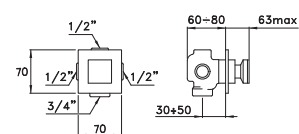
Deviatore per vasca-doccia, per installazione da incasso a parete, con deviazione automatica

Concealed automatic bath-shower diverter

Inverseur automatique à encastrer bain douche, 2 voies



	CS 01203 CR00	298,00
CROMO- CHROME	NI00	417,00
NICHEL-NICKEL	PV02	508,00
NICHEL PVD- NICKEL PVD	NI01	442,00
NICHEL SPAZ - NICKEL MATTE - NICKEL MAT	PV01	508,00
OTTONE PVD - BRASS PVD - LAITON PVD	AU00	956,00
ORO - GOLD - OR 24 CARATS	AU02	670,00
ORO ROSA - ROSE GOLD- OR ROSE	AG00	912,00
ARGENTO - SILVER - ARGENT	BZ00	508,00
BRONZO - BRONZE	BZ01	508,00



CASANOVA 0/153

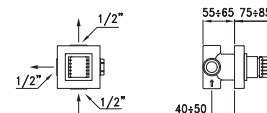
Deviatore/rubinetto per doccia a due vie per installazione da incasso

Two way diverter/shower tap for built-in installation

Robinet/inverseur encastré à 2 sorties pour douche



	CS 01202 CR00	390,00
CROMO- CHROME	NI00	544,00
NICHEL-NICKEL	PV02	661,00
NICHEL PVD- NICKEL PVD	NI01	571,00
NICHEL SPAZ - NICKEL MATTE - NICKEL MAT	PV01	661,00
OTTONE PVD - BRASS PVD - LAITON PVD	AU00	1.246,00
ORO - GOLD - OR 24 CARATS	AU02	873,00
ORO ROSA - ROSE GOLD- OR ROSE	AG00	1.189,00
ARGENTO - SILVER - ARGENT	BZ00	661,00
BRONZO - BRONZE	BZ01	661,00



CASANOVA 0/155

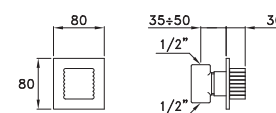
Rubinetto a passaggio diretto per installazione da incasso a parete

Concealed straight control valve

Robinet droit à encastrer



	CS 01102 CR00	205,00
CROMO- CHROME	NI00	287,00
NICHEL-NICKEL	PV02	348,00
NICHEL PVD- NICKEL PVD	NI01	301,00
NICHEL SPAZ - NICKEL MATTE - NICKEL MAT	PV01	348,00
OTTONE PVD - BRASS PVD - LAITON PVD	AU00	664,00
ORO - GOLD - OR 24 CARATS	AU02	465,00
ORO ROSA - ROSE GOLD- OR ROSE	AG00	625,00
ARGENTO - SILVER - ARGENT	BZ00	348,00
BRONZO - BRONZE	BZ01	348,00



CASANOVA 0/250

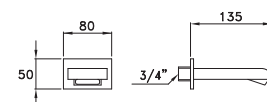
Bocca di erogazione a parete per vasca, attacco 3/4"

Wall-mounted bath spout, union 3/4"

Bec mural de baignoire 3/4"



	CS 09000 CR00	234,00
CROMO- CHROME	NI00	329,00
NICHEL-NICKEL	PV02	397,00
NICHEL PVD- NICKEL PVD	NI01	345,00
NICHEL SPAZ - NICKEL MATTE - NICKEL MAT	PV01	397,00
OTTONE PVD - BRASS PVD - LAITON PVD	AU00	838,00
ORO - GOLD - OR 24 CARATS	AU02	587,00
ORO ROSA - ROSE GOLD- OR ROSE	AG00	800,00
ARGENTO - SILVER - ARGENT	BZ00	397,00
BRONZO - BRONZE	BZ01	397,00



CASANOVA 3250TR

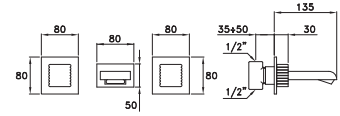
Gruppo tradizionale a 2 manopole per vasca, per installazione da incasso a parete

Concealed wall-mounted twin-control bath mixer

Mélangeur à encastrer pour baignoire



	CS 01302 CR00	624,00
CROMO- CHROME	NI00	873,00
NICHEL-NICKEL	PV02	1.059,00
NICHEL PVD- NICKEL PVD	NI01	917,00
NICHEL SPAZ - NICKEL MATTE - NICKEL MAT	PV01	1.059,00
OTTONE PVD - BRASS PVD - LAITON PVD	AU00	2.367,00
ORO - GOLD - OR 24 CARATS	AU02	1.657,00
ORO ROSA - ROSE GOLD- OR ROSE	AG00	2.131,00
ARGENTO - SILVER - ARGENT	BZ00	1.059,00
BRONZO - BRONZE	BZ01	1.059,00



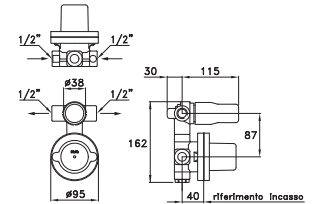
3254MC - 1/2"

Gruppo incasso per 3254MC

Concealed body for 3254MC

Partie encastrée pour 3254MC

BRONZO - BRONZE	UN 01401 0000	291,00
-----------------	---------------	--------



CASANOVA 3254MC P.V.

Parti in vista per 3254, gruppo miscelatore per vasca doccia da incasso con deviatore a ritorno automatico. Da abbinare al corpo incasso cod.UN014010000

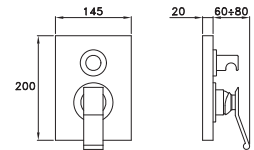
Concealed wall mounted single-handle bath & shower mixer,diverter with automatic return to bath position.To be installed on built-in part code UN014010000

Mitigeur monocommande à encastrer pour bain douche avec inverseur automatique.

A installer sur la partie encastrée UN014010000



	CS 01405 CR00	323,00
CROMO- CHROME	NI00	451,00
NICHEL-NICKEL	PV02	547,00
NICHEL PVD- NICKEL PVD	NI01	474,00
NICHEL SPAZ - NICKEL MATTE - NICKEL MAT	PV01	547,00
OTTONE PVD - BRASS PVD - LAITON PVD	AU00	1153,00
ORO - GOLD - OR 24 CARATS	AU02	808,00
ORO ROSA - ROSE GOLD- OR ROSE	AG00	1100,00
ARGENTO - SILVER - ARGENT	BZ00	547,00
BRONZO - BRONZE	BZ01	547,00



CASANOVA 3254TR

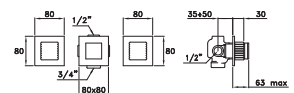
Gruppo tradizionale a 2 monopole per vasca/doccia per installazione da incasso a parete, deviatore manuale

Concealed wall-mounted twin-control bath & shower mixer, manual diverter

Mélangeur à encastrer pour baignoire avec inverseur manuel



	CS 01301 CR00	694,00
CROMO- CHROME	NI00	970,00
NICHEL-NICKEL	PV02	1.177,00
NICHEL PVD- NICKEL PVD	NI01	1.019,00
NICHEL SPAZ - NICKEL MATTE - NICKEL MAT	PV01	1.177,00
OTTONE PVD - BRASS PVD - LAITON PVD	AU00	2.482,00
ORO - GOLD - OR 24 CARATS	AU02	1.738,00
ORO ROSA - ROSE GOLD- OR ROSE	AG00	2.367,00
ARGENTO - SILVER - ARGENT	BZ00	1.177,00
BRONZO - BRONZE	BZ01	1.177,00



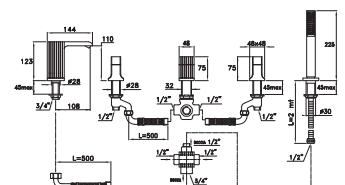
BAMBOO 3256TR308

Gruppo vasca/doccia tradizionale per installazione su bordo vasca completo di deviatore manuale, e doccia a mano

Deck-mounted twin-control bath & shower mixer with manual diverter and hand shower,

Mélangeur de baignoire traditionnelle à 2 poignées et avec à déviateur manuel, pour installation horizontale, complet de douche à la main

	CS 02304 CR00	1086,00
CROMO- CHROME	NI00	1.510,00
NICHEL-NICKEL	PV02	1.846,00
NICHEL PVD- NICKEL PVD	NI01	1.586,00
NICHEL SPAZ - NICKEL MATTE - NICKEL MAT	PV01	1.846,00
OTTONE PVD - BRASS PVD - LAITON PVD	AU00	3.801,00
ORO - GOLD - OR 24 CARATS	AU02	2.661,00
ORO ROSA - ROSE GOLD- OR ROSE	AG00	3.421,00
ARGENTO - SILVER - ARGENT	BZ00	1.846,00
BRONZO - BRONZE	BZ01	1.846,00



CASANOVA 3267TM

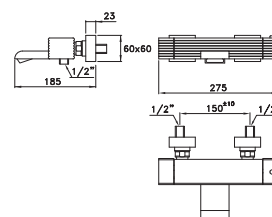
Gruppo termostatico per vasca doccia con deviatore manuale

External thermostatic mixer for bathtub/shower with manual diverter

Mitigeur bain douche apparent avec sortie vers le bas, inverseur manuel



	CS 02100 CR00	791,00
CROMO- CHROME	NI00	1.108,00
NICHEL-NICKEL	PV02	1.346,00
NICHEL PVD- NICKEL PVD	NI01	1.163,00
NICHEL SPAZ - NICKEL MATTE - NICKEL MAT	PV01	1.346,00
OTTONE PVD - BRASS PVD - LAITON PVD	AU00	2.234,00
ORO - GOLD - OR 24 CARATS	AU02	1.564,00
ORO ROSA - ROSE GOLD- OR ROSE	AG00	2.151,00
ARGENTO - SILVER - ARGENT	BZ00	1.346,00
BRONZO - BRONZE	BZ01	1.346,00
BRONZO SCURO -DARK BRONZE - BRONZE NOIR		



CASANOVA 3267

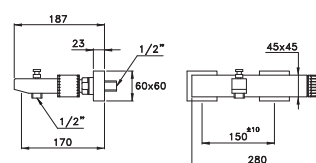
Gruppo monocomando per vasca doccia per installazione esterna a parete

Exposed wall-mounted single-handle shower mixer

Mitigeur de bain/douche apparent



	CS 02000 CR00	814,00
CROMO- CHROME	NI00	1083,00
NICHEL-NICKEL	PV02	1303,00
NICHEL PVD- NICKEL PVD	NI01	1132,00
NICHEL SPAZ - NICKEL MATTE - NICKEL MAT	PV01	1303,00
OTTONE PVD - BRASS PVD - LAITON PVD	AU00	2768,00
ORO - GOLD - OR 24 CARATS	AU02	2182,00
ORO ROSA - ROSE GOLD- OR ROSE	AG00	2638,00
ARGENTO - SILVER - ARGENT	BZ00	1303,00
BRONZO - BRONZE	BZ01	1303,00
BRONZO SCURO -DARK BRONZE - BRONZE NOIR		



CASANOVA 3287TM

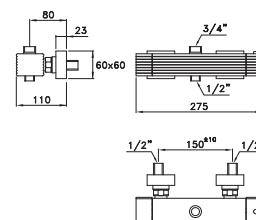
Gruppo termostatico per doccia per installazione esterna a parete, con uscita verso l'alto

Exposed wall-mounted single-handle thermostatic shower mixer, with upward water outlet

Mitigeur thermostatique de douche apparent avec sortie vers le haut



	CS 02600 CR00	681,00
CROMO- CHROME	NI00	952,00
NICHEL-NICKEL	PV02	1.157,00
NICHEL PVD- NICKEL PVD	NI01	1.100,00
NICHEL SPAZ - NICKEL MATTE - NICKEL MAT	PV01	1.157,00
OTTONE PVD - BRASS PVD - LAITON PVD	AU00	2.008,00
ORO - GOLD - OR 24 CARATS	AU02	1.406,00
ORO ROSA - ROSE GOLD- OR ROSE	AG00	1.935,00
ARGENTO - SILVER - ARGENT	BZ00	1.157,00
BRONZO - BRONZE	BZ01	1.157,00
BRONZO SCURO -DARK BRONZE - BRONZE NOIR		



CASANOVA 3283

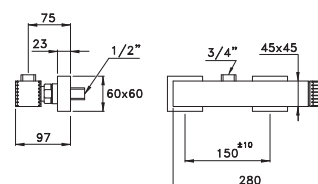
Gruppo monocomando per doccia per installazione esterna a parete, con uscita verso l'alto

Exposed wall-mounted single-handle shower mixer, with upward water outlet.

Mitigeur de douche apparent avec sortie vers le haut



	CS 02400 CR00	654,00
CROMO- CHROME	NI00	870,00
NICHEL-NICKEL	PV02	1047,00
NICHEL PVD- NICKEL PVD	NI01	910,00
NICHEL SPAZ - NICKEL MATTE - NICKEL MAT	PV01	1047,00
OTTONE PVD - BRASS PVD - LAITON PVD	AU00	2224,00
ORO - GOLD - OR 24 CARATS	AU02	1753,00
ORO ROSA - ROSE GOLD- OR ROSE	AG00	2119,00
ARGENTO - SILVER - ARGENT	BZ00	1047,00
BRONZO - BRONZE	BZ01	1047,00
BRONZO SCURO -DARK BRONZE - BRONZE NOIR		



CASANOVA 3283A

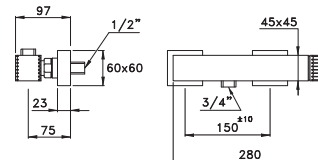
Gruppo monocomando per doccia per installazione esterna a parete, con uscita verso il basso

Exposed wall-mounted single-handle shower mixer, with downward water outlet.

Mitigeur de douche apparent avec sortie vers le bas



	CS 02402 CR00	654,00
CROMO- CHROME	NI00	870,00
NICHEL-NICKEL	PV02	1047,00
NICHEL PVD- NICKEL PVD	NI01	910,00
NICHEL SPAZ - NICKEL MATTE - NICKEL MAT	PV01	1047,00
OTTONE PVD - BRASS PVD - LAITON PVD	AU00	2224,00
ORO - GOLD - OR 24 CARATS	AU02	1753,00
ORO ROSA - ROSE GOLD- OR ROSE	AG00	2119,00
ARGENTO - SILVER - ARGENT	BZ00	1047,00
BRONZO - BRONZE	BZ01	1047,00
BRONZO SCURO -DARK BRONZE - BRONZE NOIR		



CASANOVA 3267TM304

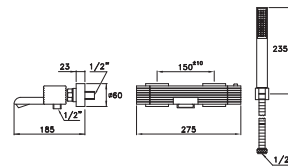
Gruppo termostatico vasca/doccia da esterno, completo di doccia a mano e deviatore manuale

External thermostatic assembly for bathtub/shower, hand-held shower and manual diverter

Mitigeur thermostatique bain-douche apparent avec douchette Bamboo et inverseur manuel



	CS 02105 CRO0	883,00
CROMO- CHROME	NI00	1.236,00
NICHEL-NICKEL	PV02	1.501,00
NICHEL PVD- NICKEL PVD	NI01	1.298,00
NICHEL SPAZ - NICKEL MATTE - NICKEL MAT	PV01	1.501,00
OTTONE PVD - BRASS PVD - LAITON PVD	AU00	2.904,00
ORO - GOLD - OR 24 CARATS	AU02	2.033,00
ORO ROSA - ROSE GOLD- OR ROSE	AG00	2.644,00
ARGENTO - SILVER - ARGENT	BZ00	1.501,00
BRONZO - BRONZE	BZ01	1.501,00



BAMBOO 3267TM/302-6

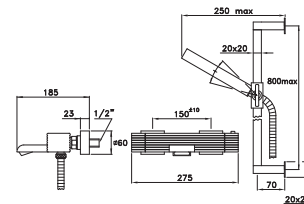
Gruppo termostatico per vasca/doccia per installazione esterna a parete, deviatore automatico, asta a parete, supporto scorrevole e doccia a mano

Exposed wall-mounted thermostatic bath & shower mixer, bracket for hand shower with automatic return diverter and wall-mounted slider bar, sliding jointed support and hand shower.

Mitigeur thermostatique bain douche apparent avec ensemble douchette sur barre



	CS 02104 CRO0	1162,00
CROMO- CHROME	NI00	1.628,00
NICHEL-NICKEL	PV02	1.976,00
NICHEL PVD- NICKEL PVD	NI01	1.709,00
NICHEL SPAZ - NICKEL MATTE - NICKEL MAT	PV01	1.976,00
OTTONE PVD - BRASS PVD - LAITON PVD	AU00	3.355,00
ORO - GOLD - OR 24 CARATS	AU02	2.349,00
ORO ROSA - ROSE GOLD- OR ROSE	AG00	3.233,00
ARGENTO - SILVER - ARGENT	BZ00	1.976,00
BRONZO - BRONZE	BZ01	1.976,00



BAMBOO 3287TM/33

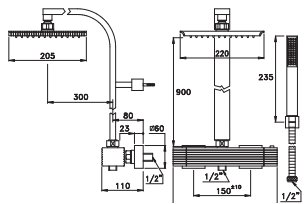
Gruppo termostatico per doccia. Installazione esterna a parete. Deviatore manuale, doccia e soffione

External thermostatic assembly for shower, manual diverter, hand spray head and shower head

Mitigeur thermostatique pour douche avec inverseur manuel, ensemble douchette et pomme de douche



	CS 02616 CRO0	2708,00
CROMO- CHROME	NI00	3.790,00
NICHEL-NICKEL	PV02	4.045,00
NICHEL PVD- NICKEL PVD	NI01	3.980,00
NICHEL SPAZ - NICKEL MATTE - NICKEL MAT	PV01	4.045,00
OTTONE PVD - BRASS PVD - LAITON PVD	AU00	5.041,00
ORO - GOLD - OR 24 CARATS	AU02	3.529,00
ORO ROSA - ROSE GOLD- OR ROSE	AG00	4.821,00
ARGENTO - SILVER - ARGENT	BZ00	4.045,00
BRONZO - BRONZE	BZ01	4.045,00



3292MC - 1/2"

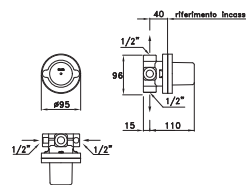
Corpo incasso per miscelatore monocomando per doccia

Built-in unit for single-command shower mixer

Corps encastré pour mitigeur monocommande de douche



	UN 01400 0000	175,00
BRONZO - BRONZE		



CASANOVA 3292MC P.V.

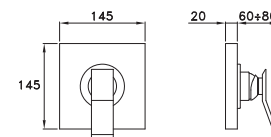
Parti in vista per miscelatore monocomando per doccia, per installazione da incasso a parete

Concealed wall-mounted single-handle shower mixer

Mitigeur monocommande à encastrer pour douche



	CS 01410 CRO0	297,00
CROMO- CHROME	NI00	416,00
NICHEL-NICKEL	PV02	505,00
NICHEL PVD- NICKEL PVD	NI01	437,00
NICHEL SPAZ - NICKEL MATTE - NICKEL MAT	PV01	505,00
OTTONE PVD - BRASS PVD - LAITON PVD	AU00	1.065,00
ORO - GOLD - OR 24 CARATS	AU02	746,00
ORO ROSA - ROSE GOLD- OR ROSE	AG00	1.015,00
ARGENTO - SILVER - ARGENT	BZ00	505,00
BRONZO - BRONZE	BZ01	505,00



CASANOVA 3292TR

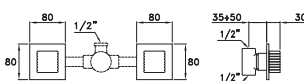
Gruppo tradizionale a 2 manopole per doccia, per installazione da incasso a parete, con connessioni interne non montate.


Concealed wall-mounted twin-control shower mixer, with internal connections not assembled.

Mélangeur à encastrer pour douche, pièces de raccordement non montées



	CS 01300 CRO0	403,00
CROMO- CHROME	NI00	563,00
NICHEL-NICKEL	PV02	684,00
NICHEL PVD- NICKEL PVD	NI01	591,00
NICHEL SPAZ - NICKEL MATTE - NICKEL MAT	PV01	684,00
OTTONE PVD - BRASS PVD - LAITON PVD	AU00	1.464,00
ORO - GOLD - OR 24 CARATS	AU02	1.025,00
ORO ROSA - ROSE GOLD- OR ROSE	AG00	1.375,00
ARGENTO - SILVER - ARGENT	BZ00	684,00
BRONZO - BRONZE	BZ01	684,00





Completamenti

Completions

Compléments

358

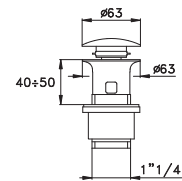
Scarico 1"1/4 per lavabo o bidet con apertura e chiusura del tappo a scatto con comando a pressione

Drain 1"1/4 for basin or bidet with spring-opening and closing with push control

Vidage pour lavabo ou bidet avec commande à pression, type "clic-clac"



CROMO- CHROME	UN 09200 CRO0	79,00
NICHEL-NICKEL	NI00	110,00
NICHEL PVD- NICKEL PVD	PV02	134,00
NICHEL SPAZ - NICKEL MATTE - NICKEL MAT	NI01	116,00
OTTONE PVD - BRASS PVD - LAITON PVD	PV01	134,00
ORO - GOLD - OR 24 CARATS	AU00	277,00
ORO ROSA - ROSE GOLD- OR ROSE	AU02	194,00
ARGENTO - SILVER - ARGENT	AG00	249,00
BRONZO - BRONZE	BZ00	134,00
BRONZO SCURO - DARK BRONZE - BRONZE NOIR	BZ01	134,00



461Q

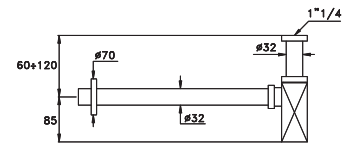
Sifone a "bottiglia"; profilo quadro

Square bottle trap

Siphon bouteille carré pour lavabo



CROMO- CHROME	UN 09403 CRO0	155,00
NICHEL-NICKEL	NI00	216,00
NICHEL PVD- NICKEL PVD	PV02	264,00
NICHEL SPAZ - NICKEL MATTE - NICKEL MAT	NI01	227,00
OTTONE PVD - BRASS PVD - LAITON PVD	PV01	264,00
ORO - GOLD - OR 24 CARATS	AU00	543,00
ORO ROSA - ROSE GOLD- OR ROSE	AU02	381,00
ARGENTO - SILVER - ARGENT	AG00	489,00
BRONZO - BRONZE	BZ00	264,00
BRONZO SCURO - DARK BRONZE - BRONZE NOIR	BZ01	264,00



703Q- 3/4"

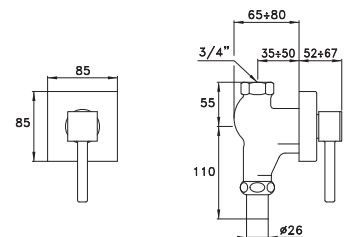
Rubinetto di cacciata per installazione da incasso a parete, con chiusura a vite

Flushing tap, concealed wall-mounting, screw closing valve 3/4"

Robinet de chasse à encastrer à fermeture manuelle



CROMO- CHROME	BQ 08000 CRO0	370,00
NICHEL-NICKEL	NI00	500,00
NICHEL PVD- NICKEL PVD	PV02	630,00
NICHEL SPAZ - NICKEL MATTE - NICKEL MAT	NI01	525,00
OTTONE PVD - BRASS PVD - LAITON PVD	PV01	630,00
ORO - GOLD - OR 24 CARATS	AU00	1295,00
ORO ROSA - ROSE GOLD- OR ROSE	AU02	907,00
ARGENTO - SILVER - ARGENT	AG00	1166,00
BRONZO - BRONZE	BZ00	630,00
BRONZO SCURO - DARK BRONZE - BRONZE NOIR	BZ01	630,00



3820

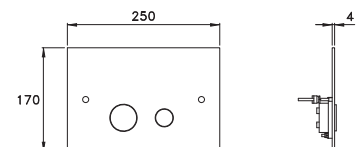
Placca per cassetta di scarico. Compatibile con i sistemi Geberit Sigma UP320 e UP720.

WC Control plate. Compatible with Geberit Sigma systems UP320 e UP720.

Plaque en laiton massif double touche. Compatible avec système Geberit Sigma UP320 et UP 720



CROMO- CHROME	UN 09500 CRO0	345,00
NICHEL-NICKEL	NI00	480,00
NICHEL PVD- NICKEL PVD	PV02	587,00
NICHEL SPAZ - NICKEL MATTE - NICKEL MAT	NI01	504,00
OTTONE PVD - BRASS PVD - LAITON PVD	PV01	587,00
ORO - GOLD - OR 24 CARATS	AU00	1207,00
ORO ROSA - ROSE GOLD- OR ROSE	AU02	966,00
ARGENTO - SILVER - ARGENT	AG00	1086,00
BRONZO - BRONZE	BZ00	587,00
BRONZO SCURO - DARK BRONZE - BRONZE NOIR	BZ01	587,00



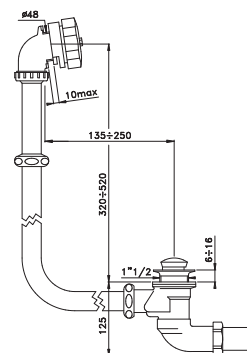
338

Colonna di scarico per vasca con comando a volantino, codolo di uscita in materiale plastico Ø 40 mm

Vertical bath-drain pipe, handwheel control, plastic outlet pipe diameter 40 mm

Vidage de baignoire sans siphon, avec coude de sortie plastique Ø 40 mm

	UN 09203	CR00	287,00
CROMO- CHROME			
NICHEL-NICKEL		NI00	364,00
NICHEL PVD- NICKEL PVD		PV02	424,00
NICHEL SPAZ - NICKEL MATTE - NICKEL MAT		NI01	383,00
OTTONE PVD - BRASS PVD - LAITON PVD		PV01	424,00
ORO - GOLD - OR 24 CARATS		AU00	772,00
ORO ROSA - ROSE GOLD- OR ROSE		AU02	541,00
ARGENTO - SILVER - ARGENT		AG00	680,00
BRONZO - BRONZE		BZ00	424,00
BRONZO SCURO - DARK BRONZE - BRONZE NOIR		BZ01	424,00



338AV

Come 338 ma interamente rifinita per installazione "a vista".

Vertical bath-drain pipe, handwheel control, plastic outlet pipe diameter 38 mm completely finished for installation in sight

Vidage de baignoire sans siphon, avec coude de sortie laiton Ø 38 mm pour installation apparente

	UN 09204	CR00	842,00
CROMO- CHROME			
NICHEL-NICKEL		NI00	1164,00
NICHEL PVD- NICKEL PVD		PV02	1428,00
NICHEL SPAZ - NICKEL MATTE - NICKEL MAT		NI01	1223,00
OTTONE PVD - BRASS PVD - LAITON PVD		PV01	1428,00
ORO - GOLD - OR 24 CARATS		AU00	3462,00
ORO ROSA - ROSE GOLD- OR ROSE		AU02	2424,00
ARGENTO - SILVER - ARGENT		AG00	3070,00
BRONZO - BRONZE		BZ00	1428,00
BRONZO SCURO - DARK BRONZE - BRONZE NOIR		BZ01	1428,00

338S

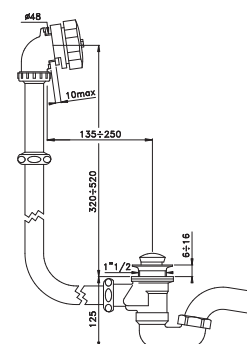
Colonna di scarico per vasca, con comando a volantino, completa di sifone, codolo di uscita in materiale plastico Ø 40 mm (chiusura idraulica 50 mm, secondo la Norma Europea)

Vertical bath-drain pipe, handwheel control, with trap, plastic outlet pipe diameter 40 mm (50 mm trap in conformity with European standards)

Vidage de baignoire avec siphon, coude de sortie plastique Ø 40 mm

Garde d'eau 50 mm, selon la Norme Européenn

	UN 09205	CR00	364,00
CROMO- CHROME			
NICHEL-NICKEL		NI00	440,00
NICHEL PVD- NICKEL PVD		PV02	502,00
NICHEL SPAZ - NICKEL MATTE - NICKEL MAT		NI01	462,00
OTTONE PVD - BRASS PVD - LAITON PVD		PV01	502,00
ORO - GOLD - OR 24 CARATS		AU00	857,00
ORO ROSA - ROSE GOLD- OR ROSE		AU02	600,00
ARGENTO - SILVER - ARGENT		AG00	757,00
BRONZO - BRONZE		BZ00	502,00
BRONZO SCURO - DARK BRONZE - BRONZE NOIR		BZ01	502,00



338SAV

Come 338S ma rifinita per installazione "a vista"

Same as 338S but finished for installation in sight

Idem 338S, chromé pour installation apparente

	UN 09206	CR00	942,00
CROMO- CHROME			
NICHEL-NICKEL		NI00	1318,00
NICHEL PVD- NICKEL PVD		PV02	1613,00
NICHEL SPAZ - NICKEL MATTE - NICKEL MAT		NI01	1384,00
OTTONE PVD - BRASS PVD - LAITON PVD		PV01	1613,00
ORO - GOLD - OR 24 CARATS		AU00	3879,00
ORO ROSA - ROSE GOLD- OR ROSE		AU02	2716,00
ARGENTO - SILVER - ARGENT		AG00	3448,00
BRONZO - BRONZE		BZ00	1613,00
BRONZO SCURO - DARK BRONZE - BRONZE NOIR		BZ01	1613,00

Docce

Shower

Douches

420A

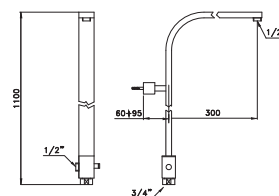
Tubo doccia rigido

Rigid shower pipe

Colonne de douche apparente



	UN	03219	CR00	824,00
CROMO- CHROME				
NICHEL-NICKEL			NI00	1096,00
NICHEL PVD- NICKEL PVD			PV02	1319,00
NICHEL SPAZ - NICKEL MATTE - NICKEL MAT			NI01	1146,00
OTTONE PVD - BRASS PVD - LAITON PVD			PV01	1319,00
ORO - GOLD - OR 24 CARATS			AU00	2802,00
ORO ROSA - ROSE GOLD- OR ROSE			AU02	2209,00
ARGENTO - SILVER - ARGENT			AG00	2670,00
BRONZO - BRONZE			BZ00	1319,00
BRONZO SCURO -DARK BRONZE - BRONZE NOIR			BZ01	1319,00



310


Braccio doccia

Shower arm

Bras de douche



	UN	03208	CR00	147,00
CROMO- CHROME				
NICHEL-NICKEL			NI00	196,00
NICHEL PVD- NICKEL PVD			PV02	236,00
NICHEL SPAZ - NICKEL MATTE - NICKEL MAT			NI01	205,00
OTTONE PVD - BRASS PVD - LAITON PVD			PV01	236,00
ORO - GOLD - OR 24 CARATS			AU00	500,00
ORO ROSA - ROSE GOLD- OR ROSE			AU02	394,00
ARGENTO - SILVER - ARGENT			AG00	477,00
BRONZO - BRONZE			BZ00	236,00
BRONZO SCURO -DARK BRONZE - BRONZE NOIR			BZ01	236,00



311Q

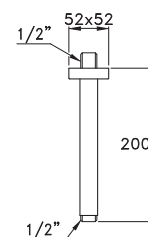
Braccio doccia

Shower arm

Bras de douche



	UN	03217	CR00	147,00
CROMO- CHROME				
NICHEL-NICKEL			NI00	196,00
NICHEL PVD- NICKEL PVD			PV02	236,00
NICHEL SPAZ - NICKEL MATTE - NICKEL MAT			NI01	205,00
OTTONE PVD - BRASS PVD - LAITON PVD			PV01	236,00
ORO - GOLD - OR 24 CARATS			AU00	500,00
ORO ROSA - ROSE GOLD- OR ROSE			AU02	394,00
ARGENTO - SILVER - ARGENT			AG00	477,00
BRONZO - BRONZE			BZ00	236,00
BRONZO SCURO -DARK BRONZE - BRONZE NOIR			BZ01	236,00



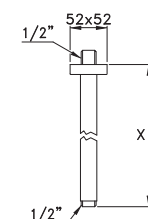
311QAR

Braccio doccia da soffitto, lunghezza a richiesta

Ceiling mounted shower arm, length on request

Bras de douche de plafond, longueur sur demande

	UN	03218	CR00	177,00
CROMO- CHROME				
NICHEL-NICKEL			NI00	236,00
NICHEL PVD- NICKEL PVD			PV02	284,00
NICHEL SPAZ - NICKEL MATTE - NICKEL MAT			NI01	247,00
OTTONE PVD - BRASS PVD - LAITON PVD			PV01	284,00
ORO - GOLD - OR 24 CARATS			AU00	602,00
ORO ROSA - ROSE GOLD- OR ROSE			AU02	475,00
ARGENTO - SILVER - ARGENT			AG00	574,00
BRONZO - BRONZE			BZ00	284,00
BRONZO SCURO -DARK BRONZE - BRONZE NOIR			BZ01	284,00



CASANOVA 320A -200

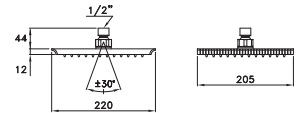
Soffione a pioggia, modello sottile, con fondello smontabile a sistema anticalcare, orientabile con raccordo a snodo sferico - Ø 200 mm

Rain shower head, thin model, removable antilimestone system base, swinging ball-joint union, diameter 200 mm

Pomme de douche orientable à rotule, diamètre 200mm, équipée d'un système anti-calcaire



	CS 03008 CR00	563,00
CROMO- CHROME		
NICHEL-NICKEL	NI00	788,00
NICHEL PVD- NICKEL PVD	PV02	957,00
NICHEL SPAZ - NICKEL MATTE - NICKEL MAT	NI01	827,00
OTTONE PVD - BRASS PVD - LAITON PVD	PV01	957,00
ORO - GOLD - OR 24 CARATS	AU00	1801,00
ORO ROSA - ROSE GOLD- OR ROSE	AU02	1261,00
ARGENTO - SILVER - ARGENT	AG00	1736,00
BRONZO - BRONZE	BZ00	957,00
BRONZO SCURO - DARK BRONZE - BRONZE NOIR	BZ01	957,00



320A -200

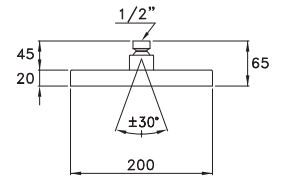
Soffione a pioggia, modello sottile, con fondello smontabile a sistema anticalcare, orientabile con raccordo a snodo sferico 200 mm

Rain shower head, thin model, removable antilimestone system base, swinging ball-joint union, 200 mm

Pomme de douche orientable à rotule, 200mm, équipée d'un système anti-calcaire



	UN 03008 CR00	421,00
CROMO- CHROME		
NICHEL-NICKEL	NI00	560,00
NICHEL PVD- NICKEL PVD	PV02	674,00
NICHEL SPAZ - NICKEL MATTE - NICKEL MAT	NI01	586,00
OTTONE PVD - BRASS PVD - LAITON PVD	PV01	674,00
ORO - GOLD - OR 24 CARATS	AU00	1432,00
ORO ROSA - ROSE GOLD- OR ROSE	AU02	1129,00
ARGENTO - SILVER - ARGENT	AG00	1365,00
BRONZO - BRONZE	BZ00	674,00
BRONZO SCURO - DARK BRONZE - BRONZE NOIR	BZ01	674,00



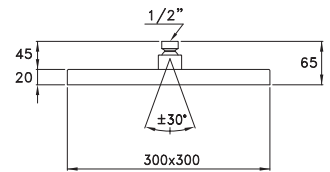
320A -300

Soffione a pioggia, modello sottile, con fondello smontabile a sistema anticalcare, orientabile con raccordo a snodo sferico - 300 mm

Rain shower head, thin model, removable antilimestone system base, swinging ball-joint union, 300 mm

Pomme de douche orientable à rotule, 300mm, équipée d'un système anti-calcaire

	UN 03009 CR00	730,00
CROMO- CHROME		
NICHEL-NICKEL	NI00	971,00
NICHEL PVD- NICKEL PVD	PV02	1168,00
NICHEL SPAZ - NICKEL MATTE - NICKEL MAT	NI01	1015,00
OTTONE PVD - BRASS PVD - LAITON PVD	PV01	1168,00
ORO - GOLD - OR 24 CARATS	AU00	2482,00
ORO ROSA - ROSE GOLD- OR ROSE	AU02	1957,00
ARGENTO - SILVER - ARGENT	AG00	2366,00
BRONZO - BRONZE	BZ00	1168,00
BRONZO SCURO - DARK BRONZE - BRONZE NOIR	BZ01	1168,00



302

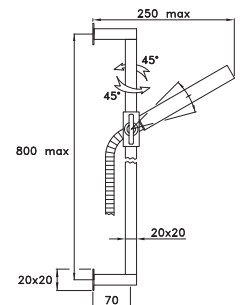
Doccia a mano completa di asta a parete

Shower hand-held and wall mounted slide bar

Ensemble de douche sur barre



	BQ 03100 CR00	605,00
CROMO- CHROME		
NICHEL-NICKEL	NI00	841,00
NICHEL PVD- NICKEL PVD	PV02	1.029,00
NICHEL SPAZ - NICKEL MATTE - NICKEL MAT	NI01	884,00
OTTONE PVD - BRASS PVD - LAITON PVD	PV01	1.029,00
ORO - GOLD - OR 24 CARATS	AU00	2.118,00
ORO ROSA - ROSE GOLD- OR ROSE	AU02	1.483,00
ARGENTO - SILVER - ARGENT	AG00	1.907,00
BRONZO - BRONZE	BZ00	1.029,00
BRONZO SCURO - DARK BRONZE - BRONZE NOIR	BZ01	1.029,00



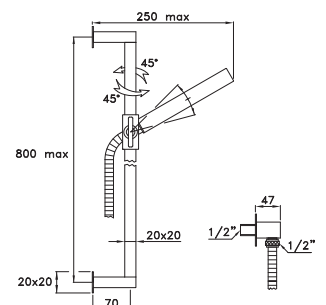
302A

Doccia a mano completa di asta a parete e presa di alimentazione a parete

Shower hand-held and wall mounted slide bar and wall intake

Ensemble de douche sur barre avec coude de sortie

	BQ 03103 CR00	666,00
CROMO- CHROME		
NICHEL-NICKEL	NI00	886,00
NICHEL PVD- NICKEL PVD	PV02	1066,00
NICHEL SPAZ - NICKEL MATTE - NICKEL MAT	NI01	926,00
OTTONE PVD - BRASS PVD - LAITON PVD	PV01	1066,00
ORO - GOLD - OR 24 CARATS	AU00	2265,00
ORO ROSA - ROSE GOLD- OR ROSE	AU02	1785,00
ARGENTO - SILVER - ARGENT	AG00	2158,00
BRONZO - BRONZE	BZ00	1066,00
BRONZO SCURO - DARK BRONZE - BRONZE NOIR	BZ01	1066,00



CASANOVA 304

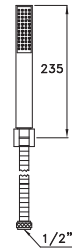
Doccia a mano completa di supporto fisso a parete

Hand spray head with wall bracket

Ensemble avec douchette et crochet fixe



	CS 03106	CR00	221,00
CROMO- CHROME			
NICHEL-NICKEL		N100	309,00
NICHEL PVD- NICKEL PVD		PV02	376,00
NICHEL SPAZ - NICKEL MATTE - NICKEL MAT		N101	324,00
OTTONE PVD - BRASS PVD - LAITON PVD		PV01	376,00
ORO - GOLD - OR 24 CARATS		AU00	789,00
ORO ROSA - ROSE GOLD- OR ROSE		AU02	553,00
ARGENTO - SILVER - ARGENT		AG00	754,00
BRONZO - BRONZE		BZ00	376,00
BRONZO SCURO -DARK BRONZE - BRONZE NOIR		BZ01	376,00



CASANOVA 304A

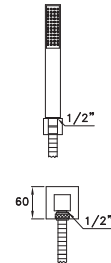
Doccia a mano completa di supporto fisso a parete e presa di alimentazione a parete

Hand spray head with wall bracket and wall intake

Ensemble avec douchette, crochet fixe et coude de sortie



	CS 03109	CR00	245,00
CROMO- CHROME			
NICHEL-NICKEL		N100	344,00
NICHEL PVD- NICKEL PVD		PV02	417,00
NICHEL SPAZ - NICKEL MATTE - NICKEL MAT		N101	361,00
OTTONE PVD - BRASS PVD - LAITON PVD		PV01	417,00
ORO - GOLD - OR 24 CARATS		AU00	878,00
ORO ROSA - ROSE GOLD- OR ROSE		AU02	615,00
ARGENTO - SILVER - ARGENT		AG00	838,00
BRONZO - BRONZE		BZ00	417,00
BRONZO SCURO -DARK BRONZE - BRONZE NOIR		BZ01	417,00



304AQ

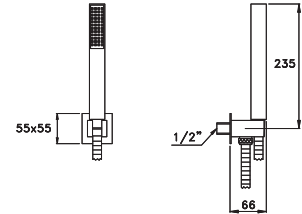
Doccia a mano con supporto fisso a parete e presa di alimentazione integrata

Hand shower with fixed bracket and wall water intake

Ensemble douchette mural avec coude d'alimentation et support intégré



	BQ 03121	CR00	288,00
CROMO- CHROME			
NICHEL-NICKEL		N100	384,00
NICHEL PVD- NICKEL PVD		PV02	461,00
NICHEL SPAZ - NICKEL MATTE - NICKEL MAT		N101	401,00
OTTONE PVD - BRASS PVD - LAITON PVD		PV01	461,00
ORO - GOLD - OR 24 CARATS		AU00	980,00
ORO ROSA - ROSE GOLD- OR ROSE		AU02	772,00
ARGENTO - SILVER - ARGENT		AG00	934,00
BRONZO - BRONZE		BZ00	461,00
BRONZO SCURO -DARK BRONZE - BRONZE NOIR		BZ01	461,00



309AQ

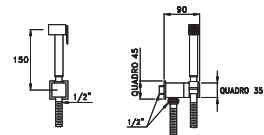
Doccia a mano modello Shut-Off in ottone, leva con ritorno automatico e supporto con presa acqua integrata e valvola sicurezza

Hand shower shut-off, lever with automatic return, support and water inlet

Douchette en laiton Shut-Off avec manette de retour automatique, support avec coude d'alimentation, dispositif de sécurité et flexible



	BQ 03124	CR00	356,00
CROMO- CHROME			
NICHEL-NICKEL		N100	474,00
NICHEL PVD- NICKEL PVD		PV02	570,00
NICHEL SPAZ - NICKEL MATTE - NICKEL MAT		N101	495,00
OTTONE PVD - BRASS PVD - LAITON PVD		PV01	570,00
ORO - GOLD - OR 24 CARATS		AU00	1211,00
ORO ROSA - ROSE GOLD- OR ROSE		AU02	955,00
ARGENTO - SILVER - ARGENT		AG00	1154,00
BRONZO - BRONZE		BZ00	570,00
BRONZO SCURO -DARK BRONZE - BRONZE NOIR		BZ01	570,00



309Q

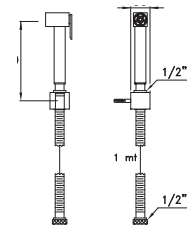
Doccia a mano modello Shut-Off, leva con ritorno automatico e supporto

Hand shower shut-off, lever with automatic return and support

Douchette Shut-Off avec manette de retour automatique et support



	BQ 03125	CR00	257,00
CROMO- CHROME			
NICHEL-NICKEL		N100	342,00
NICHEL PVD- NICKEL PVD		PV02	412,00
NICHEL SPAZ - NICKEL MATTE - NICKEL MAT		N101	358,00
OTTONE PVD - BRASS PVD - LAITON PVD		PV01	412,00
ORO - GOLD - OR 24 CARATS		AU00	874,00
ORO ROSA - ROSE GOLD- OR ROSE		AU02	689,00
ARGENTO - SILVER - ARGENT		AG00	833,00
BRONZO - BRONZE		BZ00	412,00
BRONZO SCURO -DARK BRONZE - BRONZE NOIR		BZ01	412,00



3194

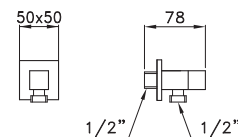
Rubinetto di erogazione a parete

Wall mounted mixer

Robinet simple mural



	BQ 04003	CR00	99,00
CROMO- CHROME			
NICHEL-NICKEL		N100	132,00
NICHEL PVD- NICKEL PVD		PV02	159,00
NICHEL SPAZ - NICKEL MATTE - NICKEL MAT		N101	138,00
OTTONE PVD - BRASS PVD - LAITON PVD		PV01	159,00
ORO - GOLD - OR 24 CARATS		AU00	337,00
ORO ROSA - ROSE GOLD- OR ROSE		AU02	266,00
ARGENTO - SILVER - ARGENT		AG00	321,00
BRONZO - BRONZE		BZ00	159,00
BRONZO SCURO -DARK BRONZE - BRONZE NOIR		BZ01	159,00



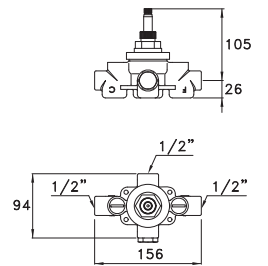
Isomix



IS3293

Parti incasso per figure is3293
 Concealed body for IS3293 thermostatic mixer
 Partie encastrée pour les mitigeurs IS3293

BRONZO - BRONZE **UN 06000 0000 362,00**



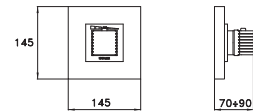
IS3293 P.V.

Parti in vista per miscelatore termostatico modello monoblocco IS3293
 Da installare su parte incasso codice UN 06000 0000

Visible parts for thermostatic mixer IS 3293 one-piece model
 To be installed on built-in part code UN 06000 0000

Façade pour mitigeur thermostatique.
 A installer sur la partie encastrée UN 06000 0000

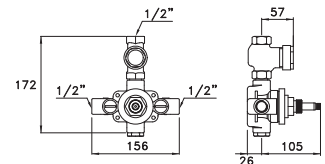
	CS	06010 CR00	323,00
CROMO- CHROME			
NICHEL-NICKEL		NI00	451,00
NICHEL PVD- NICKEL PVD		PV02	547,00
NICHEL SPAZ - NICKEL MATTE - NICKEL MAT		NI01	474,00
OTTONE PVD - BRASS PVD - LAITON PVD		PV01	547,00
ORO - GOLD - OR 24 CARATS		AU00	1153,00
ORO ROSA - ROSE GOLD- OR ROSE		AU02	808,00
ARGENTO - SILVER - ARGENT		AG00	1100,00
BRONZO - BRONZE		BZ00	547,00
BRONZO SCURO -DARK BRONZE - BRONZE NOIR		BZ01	547,00



IS3292

Parti incasso per figure is3292
 Concealed body for IS3292 thermostatic mixer
 Partie encastrée pour les mitigeurs IS3292

BRONZO - BRONZE **UN 06001 0000 432,00**



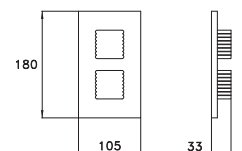
IS3292 CASANOVA P.V.

Parti in vista per miscelatore termostatico modello monoblocco IS3292 con rubinetto erogazione
 . Da installare su parte incasso codice UN 06001 0000

Visible parts for thermostatic mixer IS 3292 one-piece model with tap
 To be installed on built-in part code UN 06001 0000

Façade pour mitigeur thermostatique avec robinet de sortie
 A installer sur la partie encastrée UN 06001 0000

	CS	06011 CR00	371,00
CROMO- CHROME			
NICHEL-NICKEL		NI00	520,00
NICHEL PVD- NICKEL PVD		PV02	632,00
NICHEL SPAZ - NICKEL MATTE - NICKEL MAT		NI01	546,00
OTTONE PVD - BRASS PVD - LAITON PVD		PV01	632,00
ORO - GOLD - OR 24 CARATS		AU00	1330,00
ORO ROSA - ROSE GOLD- OR ROSE		AU02	931,00
ARGENTO - SILVER - ARGENT		AG00	1269,00
BRONZO - BRONZE		BZ00	632,00
BRONZO SCURO -DARK BRONZE - BRONZE NOIR		BZ01	632,00

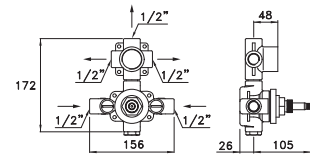




IS3294

Parti incasso per figure is3294
 Concealed body for IS3294 thermostatic mixer
 Partie encastrée pour les mitigeurs IS3294

BRONZO - BRONZE **UN 06002 0000** **549,00**



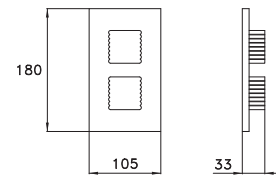
CASANOVA IS3294 P.V.

Parti in vista per miscelatore termostatico modello monoblocco IS3294 con rubinetto/deviatore due vie. Da installare su parte incasso codice UN 06002 0000

Visible parts for thermostatic mixer IS 3294 one-piece model, two way diverter/shower tap.
 To be installed on built-in part code UN 06002 0000

Façade pour mitigeur thermostatique avec robinet/inverseur encastré à 2 sorties pour douche.
 A installer sur la partie encastrée UN 06002 0000

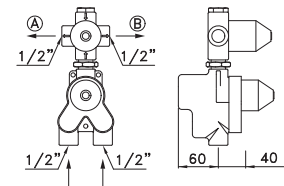
	CS 06012 CR00	371,00
CROMO- CHROME		
NICHEL-NICKEL	NI00	520,00
NICHEL PVD- NICKEL PVD	PV02	632,00
NICHEL SPAZ - NICKEL MATTE - NICKEL MAT	NI01	546,00
OTTONE PVD - BRASS PVD - LAITON PVD	PV01	632,00
ORO - GOLD - OR 24 CARATS	AU00	1330,00
ORO ROSA - ROSE GOLD- OR ROSE	AU02	931,00
ARGENTO - SILVER - ARGENT	AG00	1269,00
BRONZO - BRONZE	BZ00	632,00
BRONZO SCURO -DARK BRONZE - BRONZE NOIR	BZ01	632,00



IS3296

Parti incasso per figure is3296
 Concealed body for IS3296 thermostatic mixer
 Partie encastrée pour les mitigeurs IS3296

BRONZO - BRONZE **UN 06003 0000** **457,00**



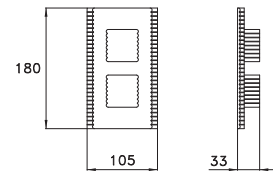
CASANOVA IS3296 P.V.

Parti in vista per miscelatore termostatico modello monoblocco IS3296 con rubinetto/deviatore due vie. Piastra Casanova. Da installare su parte incasso codice UN 06003 0000

Visible parts for thermostatic mixer IS 3296 one-piece model, two way diverter/shower tap. Casanova plate. To be installed on built-in part code UN 06003 0000

Façade pour mitigeur thermostatique avec robinet/inverseur encastré à 2 sorties pour douche. Plaque Casanova. A installer sur la partie encastrée UN 06003 0000

	CS 06013 CR00	371,00
CROMO- CHROME		
NICHEL-NICKEL	NI00	520,00
NICHEL PVD- NICKEL PVD	PV02	632,00
NICHEL SPAZ - NICKEL MATTE - NICKEL MAT	NI01	546,00
OTTONE PVD - BRASS PVD - LAITON PVD	PV01	632,00
ORO - GOLD - OR 24 CARATS	AU00	1330,00
ORO ROSA - ROSE GOLD- OR ROSE	AU02	931,00
ARGENTO - SILVER - ARGENT	AG00	1269,00
BRONZO - BRONZE	BZ00	632,00
BRONZO SCURO -DARK BRONZE - BRONZE NOIR	BZ01	632,00



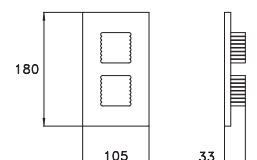
IS3296 P.V.

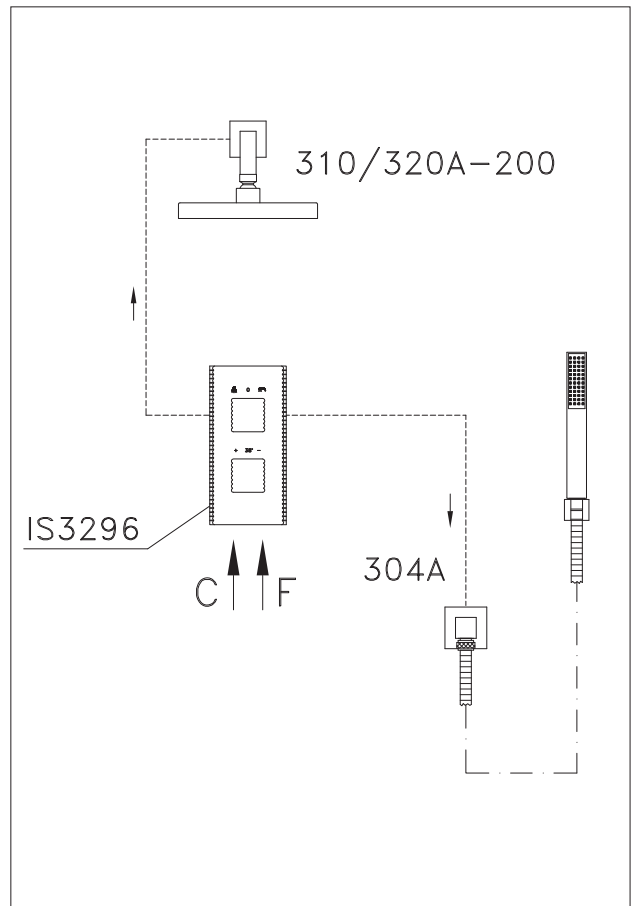
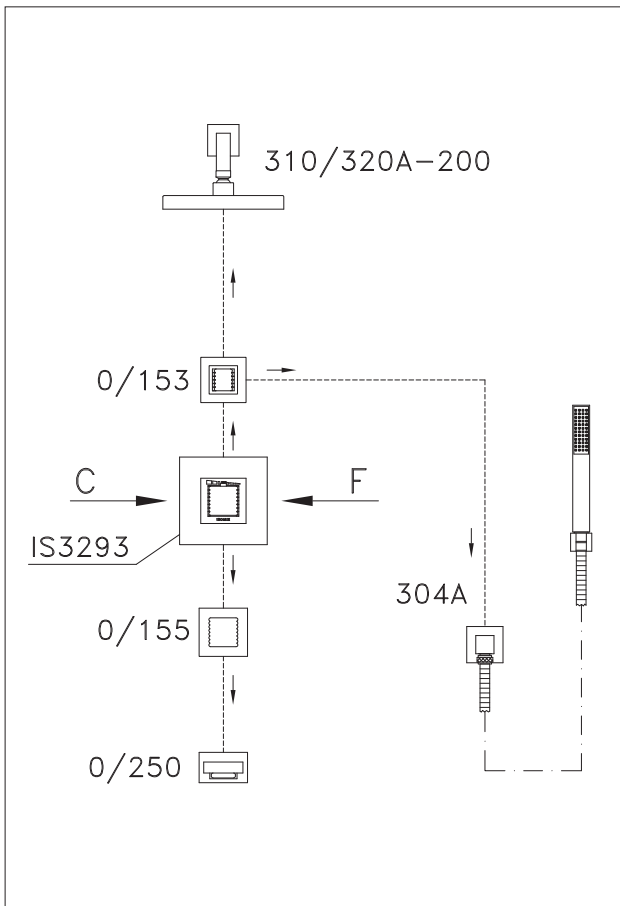
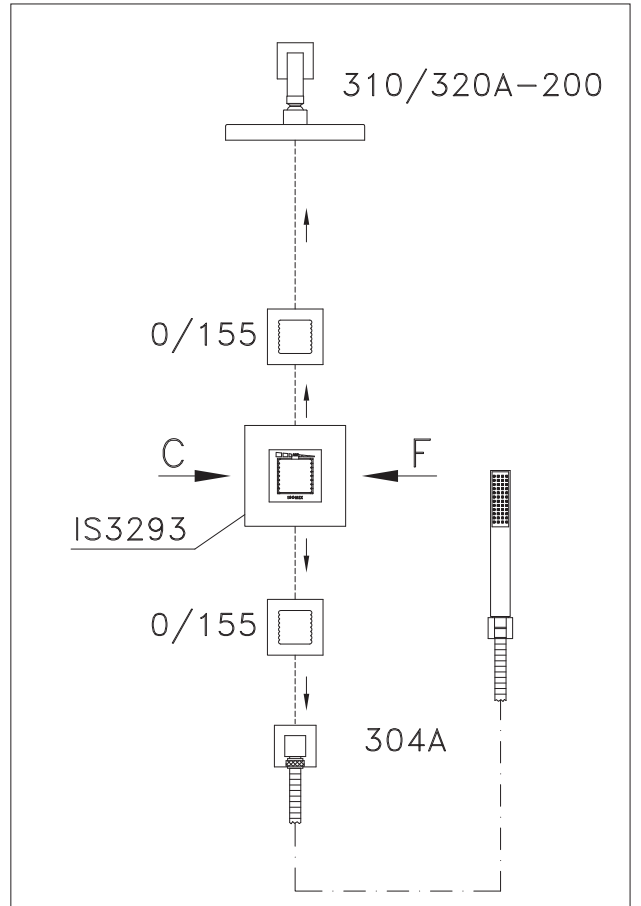
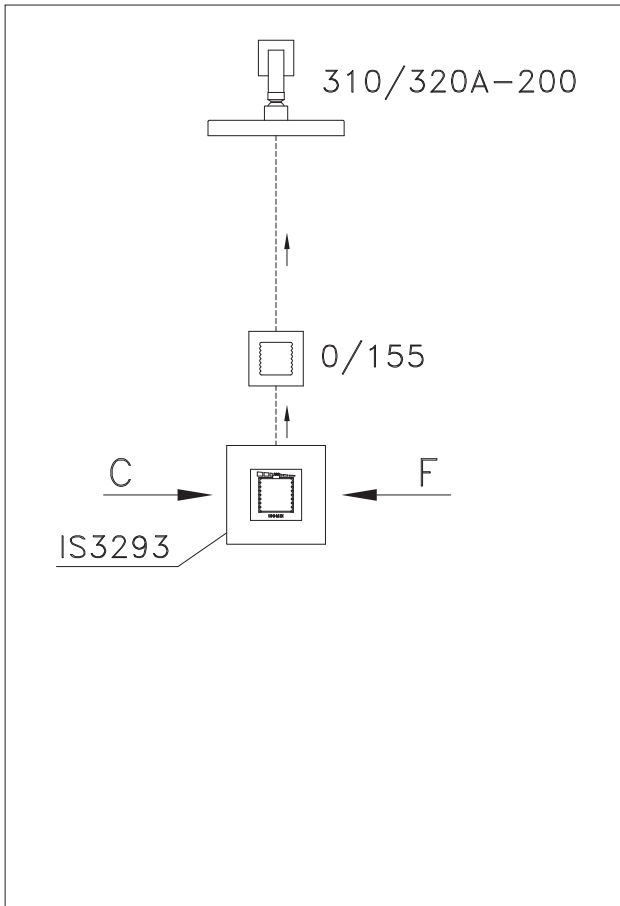
Parti in vista per miscelatore termostatico modello monoblocco IS3296 con rubinetto/deviatore due vie. Da installare su parte incasso codice UN 06003 0000

Visible parts for thermostatic mixer IS 3296 one-piece model, two way diverter/shower tap.
 To be installed on built-in part code UN 06003 0000


Façade pour mitigeur thermostatique avec robinet/inverseur encastré à 2 sorties pour douche. Plaque rectangulaire. A installer sur la partie encastrée UN 06003 0000

	CS 06014 CR00	334,00
CROMO- CHROME		
NICHEL-NICKEL	NI00	469,00
NICHEL PVD- NICKEL PVD	PV02	569,00
NICHEL SPAZ - NICKEL MATTE - NICKEL MAT	NI01	492,00
OTTONE PVD - BRASS PVD - LAITON PVD	PV01	569,00
ORO - GOLD - OR 24 CARATS	AU00	1197,00
ORO ROSA - ROSE GOLD- OR ROSE	AU02	838,00
ARGENTO - SILVER - ARGENT	AG00	1141,00
BRONZO - BRONZE	BZ00	569,00
BRONZO SCURO -DARK BRONZE - BRONZE NOIR	BZ01	569,00





CASANOVA



ACCESSORI ACCESSOIRES ACCESSORIES

pag 411

FIRENZE

Design Giampiero Castagnoli



La serie "Firenze" si ispira direttamente al Battistero di San Giovanni in Firenze, l'edificio più antico della città a pianta ottagonale citato da Dante nella Divina Commedia. Come il Battistero la sezione è ottagonale richiamando tutto il simbolismo allegorico della tradizione medievale. Questa soluzione esalta il rigore delle forme, conferendo al corpo la nitidezza di un solido geometrico regolare, tipico del Romanico Fiorentino.

The series Firenze is directly inspired by the Baptistery of San Giovanni in Florence, the oldest octagonal building in the city, mentioned in Dante's Divina Commedia. Like the Baptistery it has an octagonal section that recalls the medieval tradition of allegorical symbolism. This solution enhances the rigor of the forms, giving the body the sharpness of a regular geometric solid, typical of Florentine Romanesque.

La série Firenze est directement inspirée par le baptistère de San Giovanni à Florence, le plus ancien bâtiment octogonale de la ville, mentionné dans la Divina Commedia de Dante. Comme le Baptistère, il a une section octogonale que rappelle la tradition médiévale du symbolisme allégorique. Cette solution améliore la rigueur des formes, qui donne au corps la netteté d'un solide géométrique régulier, typique de l'art roman florentin.

FIRENZE 3222MC

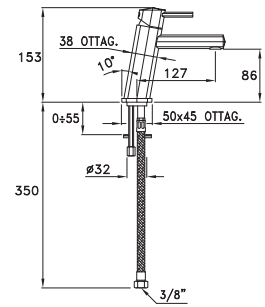
Miscelatore monocomando per lavabo

Single-lever washbasin mixer

Mitigeur monocommande pour lavabo



	FI 00100	CR00	318,00
CROMO- CHROME	NI00		440,00
NICHEL-NICKEL	PV02		535,00
NICHEL PVD- NICKEL PVD	NI01		462,00
NICHEL SPAZ - NICKEL MATTE - NICKEL MAT	PV01		535,00
OTTONE PVD - BRASS PVD - LAITON PVD	AU00		1100,00
ORO - GOLD - OR 24 CARATS	AU02		770,00
ORO ROSA - ROSE GOLD- OR ROSE	AG00		989,00
ARGENTO - SILVER - ARGENT	BZ00		535,00
BRONZO - BRONZE	BZ01		535,00
BRONZO SCURO -DARK BRONZE - BRONZE NOIR			



FIRENZE 3222MC HP

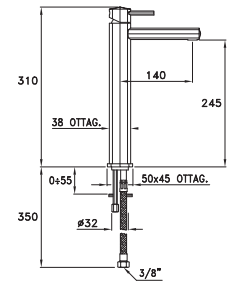
Miscelatore monocomando per bacino da appoggio su piano con colonna d'innalzamento

Single-lever mixer for lay-on basin with raised base

Mitigeur monocommande pour lavabo semi encastré ou à poser



	FI 00103	CR00	428,00
CROMO- CHROME	NI00		586,00
NICHEL-NICKEL	PV02		712,00
NICHEL PVD- NICKEL PVD	NI01		615,00
NICHEL SPAZ - NICKEL MATTE - NICKEL MAT	PV01		712,00
OTTONE PVD - BRASS PVD - LAITON PVD	AU00		1463,00
ORO - GOLD - OR 24 CARATS	AU02		1025,00
ORO ROSA - ROSE GOLD- OR ROSE	AG00		1317,00
ARGENTO - SILVER - ARGENT	BZ00		712,00
BRONZO - BRONZE	BZ01		712,00
BRONZO SCURO -DARK BRONZE - BRONZE NOIR			



FIRENZE 3222TR

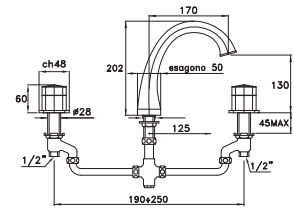
Miscelatore tradizionale per lavabo. Vitone ceramico 180°

Three-hole washbasin mixer spout. Ceramic headwork 180°.

Mélangeur de lavabo 3 trous. Tête céramique 180°.



	FI 00009	CR00	622,00
CROMO- CHROME	NI00		848,00
NICHEL-NICKEL	PV02		1031,00
NICHEL PVD- NICKEL PVD	NI01		890,00
NICHEL SPAZ - NICKEL MATTE - NICKEL MAT	PV01		1031,00
OTTONE PVD - BRASS PVD - LAITON PVD	AU00		2120,00
ORO - GOLD - OR 24 CARATS	AU02		1484,00
ORO ROSA - ROSE GOLD- OR ROSE	AG00		1910,00
ARGENTO - SILVER - ARGENT	BZ00		1031,00
BRONZO - BRONZE	BZ01		1031,00
BRONZO SCURO -DARK BRONZE - BRONZE NOIR			



FIRENZE 3868MC

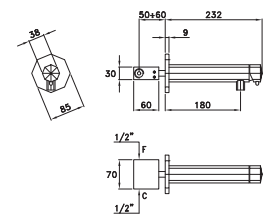
Gruppo monocomando per lavabo per installazione da incasso a parete

Concealed wall mounted single lever washbasin mixer

Mitigeur monocommande à encastrer pour lavabo



	FI 01450	CR00	507,00
CROMO- CHROME	NI00		694,00
NICHEL-NICKEL	PV02		842,00
NICHEL PVD- NICKEL PVD	NI01		729,00
NICHEL SPAZ - NICKEL MATTE - NICKEL MAT	PV01		842,00
OTTONE PVD - BRASS PVD - LAITON PVD	AU00		1731,00
ORO - GOLD - OR 24 CARATS	AU02		1212,00
ORO ROSA - ROSE GOLD- OR ROSE	AG00		1559,00
ARGENTO - SILVER - ARGENT	BZ00		842,00
BRONZO - BRONZE	BZ01		842,00
BRONZO SCURO -DARK BRONZE - BRONZE NOIR			



FIRENZE 3602MC

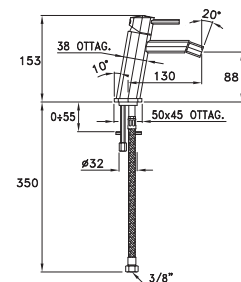
Miscelatore monocomando per bidet

Single-lever bidet mixer, spout with directional aerator

Mitigeur monocommande pour bidet à jet orientable



	FI 00300	CR00	328,00
CROMO- CHROME	NI00		448,00
NICHEL-NICKEL	PV02		543,00
NICHEL PVD- NICKEL PVD	NI01		470,00
NICHEL SPAZ - NICKEL MATTE - NICKEL MAT	PV01		543,00
OTTONE PVD - BRASS PVD - LAITON PVD	AU00		1117,00
ORO - GOLD - OR 24 CARATS	AU02		782,00
ORO ROSA - ROSE GOLD- OR ROSE	AG00		1006,00
ARGENTO - SILVER - ARGENT	BZ00		543,00
BRONZO - BRONZE	BZ01		543,00
BRONZO SCURO -DARK BRONZE - BRONZE NOIR			



358

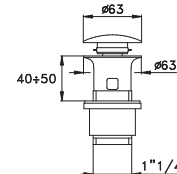
Scarico 1"1/4 per lavabo o bidet con apertura e chiusura del tappo a scatto con comando a pressione

Drain 1"1/4 for basin or bidet with spring-opening and closing with push control

Vidage pour lavabo ou bidet avec commande à pression, type "clic-clac"



	UN 09200	CR00	79,00
CROMO- CHROME			
NICHEL-NICKEL	NI00		110,00
NICHEL PVD- NICKEL PVD	PV02		134,00
NICHEL SPAZ - NICKEL MATTE - NICKEL MAT	NI01		116,00
OTTONE PVD - BRASS PVD - LAITON PVD	PV01		134,00
ORO - GOLD - OR 24 CARATS	AU00		277,00
ORO ROSA - ROSE GOLD- OR ROSE	AU02		194,00
ARGENTO - SILVER - ARGENT	AG00		249,00
BRONZO - BRONZE	BZ00		134,00
BRONZO SCURO -DARK BRONZE - BRONZE NOIR	BZ01		134,00



FIRENZE 0/150

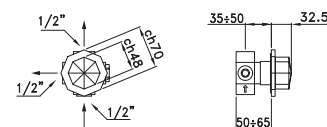
Deviatore per vasca-doccia, per installazione da incasso a parete, con deviazione manuale

Concealed manual bath-shower diverter

Inverseur à encastrer bain douche, à commande manuelle



	FI 01200	CR00	306,00
CROMO- CHROME			
NICHEL-NICKEL	NI00		417,00
NICHEL PVD- NICKEL PVD	PV02		508,00
NICHEL SPAZ - NICKEL MATTE - NICKEL MAT	NI01		438,00
OTTONE PVD - BRASS PVD - LAITON PVD	PV01		508,00
ORO - GOLD - OR 24 CARATS	AU00		1013,00
ORO ROSA - ROSE GOLD- OR ROSE	AU02		710,00
ARGENTO - SILVER - ARGENT	AG00		912,00
BRONZO - BRONZE	BZ00		508,00
BRONZO SCURO -DARK BRONZE - BRONZE NOIR	BZ01		508,00



FIRENZE 0/155

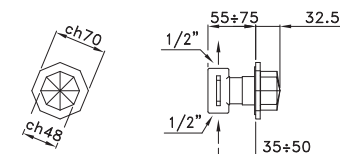
Rubinetto a passaggio diritto, per installazione da incasso a parete

Concealed straight control valve with classic headwork

Robinet droit à encastrer à tête traditionnelle



	FI 01102	CR00	211,00
CROMO- CHROME			
NICHEL-NICKEL	NI00		287,00
NICHEL PVD- NICKEL PVD	PV02		348,00
NICHEL SPAZ - NICKEL MATTE - NICKEL MAT	NI01		301,00
OTTONE PVD - BRASS PVD - LAITON PVD	PV01		348,00
ORO - GOLD - OR 24 CARATS	AU00		716,00
ORO ROSA - ROSE GOLD- OR ROSE	AU02		502,00
ARGENTO - SILVER - ARGENT	AG00		644,00
BRONZO - BRONZE	BZ00		348,00
BRONZO SCURO -DARK BRONZE - BRONZE NOIR	BZ01		348,00



FIRENZE 0/250

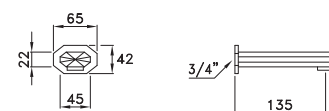
Bocca di erogazione a parete per vasca, attacco 3/4", lunghezza 140 mm

Wall-mounted bath spout, union 3/4", length 140 mm

Bec mural de baignoire 3/4", longueur 140 mm



	FI 09000	CR00	239,00
CROMO- CHROME			
NICHEL-NICKEL	NI00		329,00
NICHEL PVD- NICKEL PVD	PV02		397,00
NICHEL SPAZ - NICKEL MATTE - NICKEL MAT	NI01		345,00
OTTONE PVD - BRASS PVD - LAITON PVD	PV01		397,00
ORO - GOLD - OR 24 CARATS	AU00		820,00
ORO ROSA - ROSE GOLD- OR ROSE	AU02		574,00
ARGENTO - SILVER - ARGENT	AG00		738,00
BRONZO - BRONZE	BZ00		397,00
BRONZO SCURO -DARK BRONZE - BRONZE NOIR	BZ01		397,00



FIRENZE 0/254

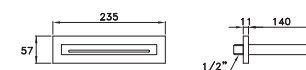
Bocca di erogazione a "cascata" per vasca/doccia

Waterfall spout for built-in bath/shower mixer

Bec "cascade" pour baignoire et douche



	FI 09010	CR00	754,00
CROMO- CHROME			
NICHEL-NICKEL	NI00		1031,00
NICHEL PVD- NICKEL PVD	PV02		1241,00
NICHEL SPAZ - NICKEL MATTE - NICKEL MAT	NI01		1083,00
OTTONE PVD - BRASS PVD - LAITON PVD	PV01		1241,00
ORO - GOLD - OR 24 CARATS	AU00		2575,00
ORO ROSA - ROSE GOLD- OR ROSE	AU02		1803,00
ARGENTO - SILVER - ARGENT	AG00		2319,00
BRONZO - BRONZE	BZ00		1241,00
BRONZO SCURO -DARK BRONZE - BRONZE NOIR	BZ01		1241,00



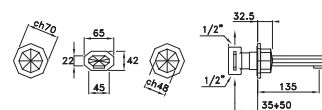
FIRENZE 3250TR

Gruppo tradizionale a 2 monopole per vasca, per installazione da incasso a parete
Congiunzioni interne non montate

Concealed wall-mounted twin-control bath mixer
Not assembled internal connections.

Mélangeur à encastrer à tête traditionnelles pour baignoire
Pièces de raccordement montées

	FI 01302	CR00	639,00
CROMO- CHROME	FI 01302	CR00	639,00
NICHEL-NICKEL	NI00		756,00
NICHEL PVD- NICKEL PVD	PV02		1059,00
NICHEL SPAZ - NICKEL MATTE - NICKEL MAT	NI01		794,00
OTTONE PVD - BRASS PVD - LAITON PVD	PV01		1059,00
ORO - GOLD - OR 24 CARATS	AU00		2181,00
ORO ROSA - ROSE GOLD- OR ROSE	AU02		1527,00
ARGENTO - SILVER - ARGENT	AG00		1964,00
BRONZO - BRONZE	BZ00		1059,00
BRONZO SCURO -DARK BRONZE - BRONZE NOIR	BZ01		1059,00



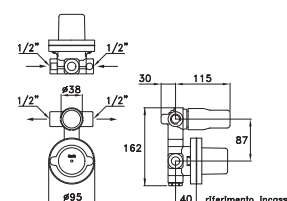
3254MC - 1/2"

Gruppo incasso per 3254MC

Concealed body for 3254MC

Partie encastrée pour 3254MC

BRONZO - BRONZE	UN 01401 0000	291,00
-----------------	---------------	--------



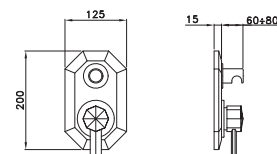
Firenze 3254MC P.V.

Parti in vista per 3254, gruppo miscelatore per vasca doccia da incasso con deviatore a ritorno automatico. Da abbinare al corpo incasso cod.UN014010000

Concealed wall mounted single-handle bath & shower mixer,diverter with automatic return to bath position. To be installed on built-in part code UN014010000

Mitigeur monocommande à encastrer pour bain douche avec inverseur automatique
A installer sur la partie encastrée UN014010000

	FI 01405	CR00	331,00
CROMO- CHROME	FI 01405	CR00	331,00
NICHEL-NICKEL	NI00		451,00
NICHEL PVD- NICKEL PVD	PV02		547,00
NICHEL SPAZ - NICKEL MATTE - NICKEL MAT	NI01		474,00
OTTONE PVD - BRASS PVD - LAITON PVD	PV01		547,00
ORO - GOLD - OR 24 CARATS	AU00		1221,00
ORO ROSA - ROSE GOLD- OR ROSE	AU02		855,00
ARGENTO - SILVER - ARGENT	AG00		1071,00
BRONZO - BRONZE	BZ00		547,00
BRONZO SCURO -DARK BRONZE - BRONZE NOIR	BZ01		547,00



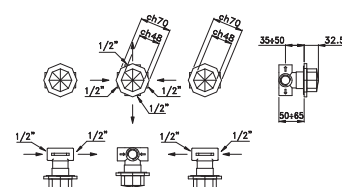
FIRENZE 3254TR

Gruppo tradizionale a 2 monopole per vasca/doccia per installazione da incasso a parete, deviatore manuale

Concealed wall-mounted twin-control bath & shower mixer, manual diverter with assembled internal connections

Mélangeur à encastrer pour baignoire avec inverseur manuel, pièces de raccordement non montées. Ensemble de douche et bec non fournis

	FI 01301	CR00	710,00
CROMO- CHROME	FI 01301	CR00	710,00
NICHEL-NICKEL	NI00		970,00
NICHEL PVD- NICKEL PVD	PV02		1177,00
NICHEL SPAZ - NICKEL MATTE - NICKEL MAT	NI01		1019,00
OTTONE PVD - BRASS PVD - LAITON PVD	PV01		1177,00
ORO - GOLD - OR 24 CARATS	AU00		2667,00
ORO ROSA - ROSE GOLD- OR ROSE	AU02		1867,00
ARGENTO - SILVER - ARGENT	AG00		2367,00
BRONZO - BRONZE	BZ00		1177,00
BRONZO SCURO -DARK BRONZE - BRONZE NOIR	BZ01		1177,00



FIRENZE 3267TM304

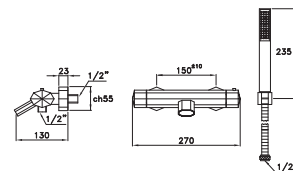
Gruppo termostatico per vasca doccia, per installazione esterna a parete, completo di doccia a mano e deviatore manuale. Pressione dinamica minima richiesta: 0,5 bar.

Exposed wall-mounted single-handle bath & shower mixer, with automatic return to bath position diverter, hand shower with. Minimum required dynamic pressure: 0,5 bar

Mitigeur thermostatique mural apparent pour bain douche, avec inverseur manuel, douchette
Pression dynamique minimale: 0,5 bar



CROMO- CHROME	FI 02105 CR00	952,00
NICHEL-NICKEL	NI00	1302,00
NICHEL PVD- NICKEL PVD	PV02	1581,00
NICHEL SPAZ - NICKEL MATTE - NICKEL MAT	NI01	1367,00
OTTONE PVD - BRASS PVD - LAITON PVD	PV01	1581,00
ORO - GOLD - OR 24 CARATS	AU00	3254,00
ORO ROSA - ROSE GOLD- OR ROSE	AU02	2278,00
ARGENTO - SILVER - ARGENT	AG00	2929,00
BRONZO - BRONZE	BZ00	1581,00
BRONZO SCURO -DARK BRONZE - BRONZE NOIR	BZ01	1581,00



FIRENZE 3267TM302

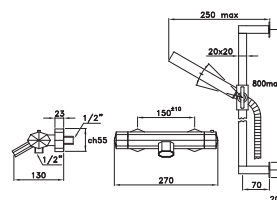
Gruppo termostatico per vasca-doccia. Installazione esterna a parete .Deviatore manuale e saliscendi art.302

External thermostatic assembly for bath-shower, manual diverter complete with Firenze 302

Mitigeur thermostatique bain douche apparent avec inverseur manuel et support douchette sur barre



CROMO- CHROME	FI 02106 CR00	1189,00
NICHEL-NICKEL	NI00	1628,00
NICHEL PVD- NICKEL PVD	PV02	1976,00
NICHEL SPAZ - NICKEL MATTE - NICKEL MAT	NI01	1709,00
OTTONE PVD - BRASS PVD - LAITON PVD	PV01	1976,00
ORO - GOLD - OR 24 CARATS	AU00	4067,00
ORO ROSA - ROSE GOLD- OR ROSE	AU02	2847,00
ARGENTO - SILVER - ARGENT	AG00	3661,00
BRONZO - BRONZE	BZ00	1976,00
BRONZO SCURO -DARK BRONZE - BRONZE NOIR	BZ01	1976,00



FIRENZE 3287TM

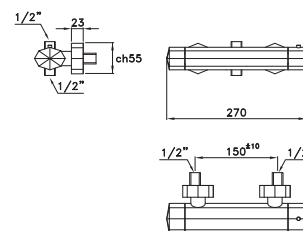
Gruppo termostatico per doccia. Installazione esterna a parete. Deviatore manuale

External thermostatic assembly for shower, with 2 outlet manual diverter

Mitigeur thermostatique apparent pour douche avec inverseur manuel à 2 voais



CROMO- CHROME	FI 02600 CR00	684,00
NICHEL-NICKEL	NI00	935,00
NICHEL PVD- NICKEL PVD	PV02	1136,00
NICHEL SPAZ - NICKEL MATTE - NICKEL MAT	NI01	982,00
OTTONE PVD - BRASS PVD - LAITON PVD	PV01	1136,00
ORO - GOLD - OR 24 CARATS	AU00	2337,00
ORO ROSA - ROSE GOLD- OR ROSE	AU02	1636,00
ARGENTO - SILVER - ARGENT	AG00	2104,00
BRONZO - BRONZE	BZ00	1136,00
BRONZO SCURO -DARK BRONZE - BRONZE NOIR	BZ01	1136,00



FIRENZE 3287TM33

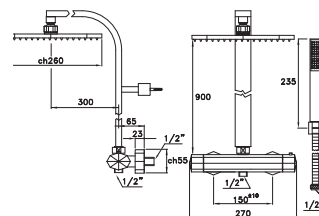
Gruppo termostatico per doccia . Installazione esterna a parete. Deviatore manuale, doccia e soffione modello 320A Firenze

External thermostatic assembly for shower, manual diverter, hand spray head, rectangular shower pipe and shower head ref 320A Firenze

Mitigeur thermostatique pour douche avec inverseur manuel ensemble douchette colonne et pomme de douche



CROMO- CHROME	FI 02616 CR00	2715,00
NICHEL-NICKEL	NI00	3714,00
NICHEL PVD- NICKEL PVD	PV02	4510,00
NICHEL SPAZ - NICKEL MATTE - NICKEL MAT	NI01	3900,00
OTTONE PVD - BRASS PVD - LAITON PVD	PV01	4510,00
ORO - GOLD - OR 24 CARATS	AU00	5334,00
ORO ROSA - ROSE GOLD- OR ROSE	AU02	3734,00
ARGENTO - SILVER - ARGENT	AG00	4809,00
BRONZO - BRONZE	BZ00	4510,00
BRONZO SCURO -DARK BRONZE - BRONZE NOIR	BZ01	4510,00

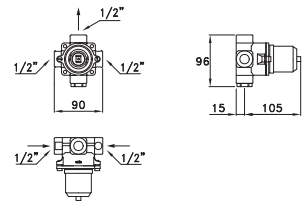




3292MC - 1/2"

Corpo incasso per miscelatore monocomando per doccia
 Built-in unit for single-command shower mixer
 Corps encastré pour mitigeur monocommande de douche

UN 01400 0000 175,00



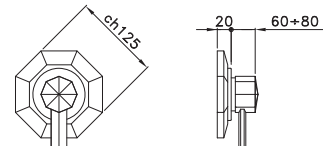
FIRENZE 3292MC P.V. - 1/2"

Parti in vista per miscelatore monocomando per doccia
 Da vendere unitamente al corpo incasso cod.UN 01400 0000

Exposed parts for single-command shower mixer
 To be installed on built-in part code UN 01400 0000

Façade apparente pour mitigeur monocommande de douche
 A installer sur la partie encastrée UN 01400 0000

	FI 01410 CR00	267,00
CROMO- CHROME		
NICHEL-NICKEL	NI00	365,00
NICHEL PVD- NICKEL PVD	PV02	441,00
NICHEL SPAZ - NICKEL MATTE - NICKEL MAT	NI01	383,00
OTTONE PVD - BRASS PVD - LAITON PVD	PV01	441,00
ORO - GOLD - OR 24 CARATS	AU00	987,00
ORO ROSA - ROSE GOLD- OR ROSE	AU02	691,00
ARGENTO - SILVER - ARGENT	AG00	889,00
BRONZO - BRONZE	BZ00	441,00
BRONZO SCURO -DARK BRONZE - BRONZE NOIR	BZ01	441,00



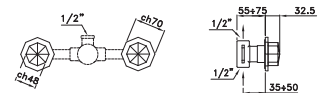
FIRENZE 3292TR - 1/2"


Gruppo per doccia per installazione da incasso a parete con congiunzioni interne non montate.

Concealed shower mixer, with internal connections not assembled .

Mélangeur de douche à encastrer. Livré avec pièces de raccordement non assemblées.

	FI 01300 CR00	414,00
CROMO- CHROME		
NICHEL-NICKEL	NI00	563,00
NICHEL PVD- NICKEL PVD	PV02	684,00
NICHEL SPAZ - NICKEL MATTE - NICKEL MAT	NI01	591,00
OTTONE PVD - BRASS PVD - LAITON PVD	PV01	684,00
ORO - GOLD - OR 24 CARATS	AU00	1407,00
ORO ROSA - ROSE GOLD- OR ROSE	AU02	985,00
ARGENTO - SILVER - ARGENT	AG00	1266,00
BRONZO - BRONZE	BZ00	684,00
BRONZO SCURO -DARK BRONZE - BRONZE NOIR	BZ01	684,00





Completamenti

Completions

Compléments

FIRENZE 0/250

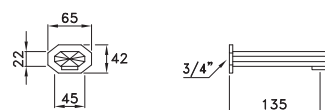
Bocca di erogazione a parete per vasca, attacco 3/4", lunghezza 140 mm

Wall-mounted bath spout, union 3/4", length 140 mm

Bec mural de baignoire 3/4", longueur 140 mm



	FI 09000	CR00	239,00
CROMO- CHROME			
NICHEL-NICKEL	NI00		329,00
NICHEL PVD- NICKEL PVD	PV02		397,00
NICHEL SPAZ- NICKEL MATTE- NICKEL MAT	NI01		345,00
OTTONE PVD - BRASS PVD - LAITON PVD	PV01		397,00
ORO - GOLD - OR 24 CARATS	AU00		820,00
ORO ROSA - ROSE GOLD- OR ROSE	AU02		574,00
ARGENTO - SILVER - ARGENT	AG00		738,00
BRONZO - BRONZE	BZ00		397,00
BRONZO SCURO -DARK BRONZE - BRONZE NOIR	BZ01		397,00



868

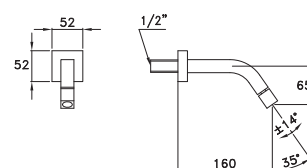
Bocca di erogazione a parete per lavabo, snodata, attacco 1/2"

Wall-mounted washbasin spout, swivelling aerator, union 1/2"

Bec mural pour lavabo 1/2", mousseur orientable à la sortie



	BQ 09006	CR00	86,00
CROMO- CHROME			
NICHEL-NICKEL	NI00		115,00
NICHEL PVD- NICKEL PVD	PV02		138,00
NICHEL SPAZ- NICKEL MATTE- NICKEL MAT	NI01		120,00
OTTONE PVD - BRASS PVD - LAITON PVD	PV01		138,00
ORO - GOLD - OR 24 CARATS	AU00		293,00
ORO ROSA - ROSE GOLD- OR ROSE	AU02		231,00
ARGENTO - SILVER - ARGENT	AG00		279,00
BRONZO - BRONZE	BZ00		138,00
BRONZO SCURO -DARK BRONZE - BRONZE NOIR	BZ01		138,00



FIRENZE 0/254

Bocca di erogazione a "cascata" per vasca/doccia

Waterfall spout for built-in bath/shower mixer

Bec "cascade" pour baignoire et douche



	FI 09010	CR00	754,00
CROMO- CHROME			
NICHEL-NICKEL	NI00		1031,00
NICHEL PVD- NICKEL PVD	PV02		1241,00
NICHEL SPAZ- NICKEL MATTE- NICKEL MAT	NI01		1083,00
OTTONE PVD - BRASS PVD - LAITON PVD	PV01		1241,00
ORO - GOLD - OR 24 CARATS	AU00		2575,00
ORO ROSA - ROSE GOLD- OR ROSE	AU02		1803,00
ARGENTO - SILVER - ARGENT	AG00		2319,00
BRONZO - BRONZE	BZ00		1241,00
BRONZO SCURO -DARK BRONZE - BRONZE NOIR	BZ01		1241,00



0/250

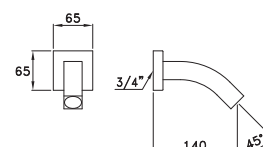
Bocca di erogazione a parete per vasca, attacco 3/4", lunghezza 140 mm

Wall-mounted bath spout, union 3/4", length 140 mm

Bec mural de baignoire 3/4", longueur 140 mm



	BQ 09000	CR00	91,00
CROMO- CHROME			
NICHEL-NICKEL	NI00		122,00
NICHEL PVD- NICKEL PVD	PV02		146,00
NICHEL SPAZ- NICKEL MATTE- NICKEL MAT	NI01		127,00
OTTONE PVD - BRASS PVD - LAITON PVD	PV01		146,00
ORO - GOLD - OR 24 CARATS	AU00		310,00
ORO ROSA - ROSE GOLD- OR ROSE	AU02		244,00
ARGENTO - SILVER - ARGENT	AG00		295,00
BRONZO - BRONZE	BZ00		146,00
BRONZO SCURO -DARK BRONZE - BRONZE NOIR	BZ01		146,00



358

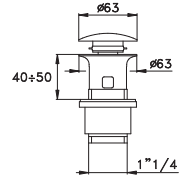
Scarico 1"1/4 per lavabo o bidet con apertura e chiusura del tappo a scatto con comando a pressione

Drain 1"1/4 for basin or bidet with spring-opening and closing with push control

Vidage pour lavabo ou bidet avec commande à pression, type "clac-clac"



	UN 09200	CR00	79,00
CROMO- CHROME	UN 09200	CR00	79,00
NICHEL-NICKEL	NI00		110,00
NICHEL PVD- NICKEL PVD	PV02		134,00
NICHEL SPAZ - NICKEL MATTE - NICKEL MAT	NI01		116,00
OTTONE PVD - BRASS PVD - LAITON PVD	PV01		134,00
ORO - GOLD - OR 24 CARATS	AU00		277,00
ORO ROSA - ROSE GOLD- OR ROSE	AU02		194,00
ARGENTO - SILVER - ARGENT	AG00		249,00
BRONZO - BRONZE	BZ00		134,00
BRONZO SCURO -DARK BRONZE - BRONZE NOIR	BZ01		134,00



461Q

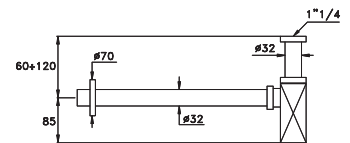
Sifone a "bottiglia"; profilo quadro

Square bottle trap

Siphon bouteille carré



	UN 09403	CR00	155,00
CROMO- CHROME	UN 09403	CR00	155,00
NICHEL-NICKEL	NI00		216,00
NICHEL PVD- NICKEL PVD	PV02		264,00
NICHEL SPAZ - NICKEL MATTE - NICKEL MAT	NI01		227,00
OTTONE PVD - BRASS PVD - LAITON PVD	PV01		264,00
ORO - GOLD - OR 24 CARATS	AU00		543,00
ORO ROSA - ROSE GOLD- OR ROSE	AU02		381,00
ARGENTO - SILVER - ARGENT	AG00		489,00
BRONZO - BRONZE	BZ00		264,00
BRONZO SCURO -DARK BRONZE - BRONZE NOIR	BZ01		264,00



703Q- 3/4"

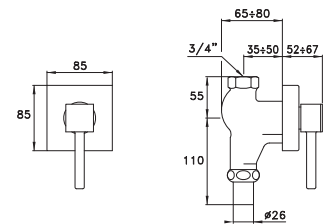
Rubinetto di cacciata per installazione da incasso a parete, con chiusura a vite

Flushing tap, concealed wall-mounting, screw closing valve

Robinet de chasse à encastrer à fermeture manuelle



	BQ 08000	CR00	370,00
CROMO- CHROME	BQ 08000	CR00	370,00
NICHEL-NICKEL	NI00		500,00
NICHEL PVD- NICKEL PVD	PV02		630,00
NICHEL SPAZ - NICKEL MATTE - NICKEL MAT	NI01		525,00
OTTONE PVD - BRASS PVD - LAITON PVD	PV01		630,00
ORO - GOLD - OR 24 CARATS	AU00		1295,00
ORO ROSA - ROSE GOLD- OR ROSE	AU02		907,00
ARGENTO - SILVER - ARGENT	AG00		1166,00
BRONZO - BRONZE	BZ00		630,00
BRONZO SCURO -DARK BRONZE - BRONZE NOIR	BZ01		630,00



704Q - 3/4"

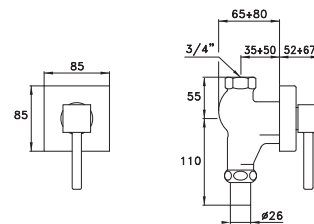
Rubinetto di cacciata per installazione da incasso a parete, con chiusura a molla non ritardata

Flushing tap, concealed wall-mounting, with undelayed spring valve

Robinet de chasse à encastrer avec fermeture à ressort non temporisée



	BQ 08100	CR00	381,00
CROMO- CHROME	BQ 08100	CR00	381,00
NICHEL-NICKEL	NI00		513,00
NICHEL PVD- NICKEL PVD	PV02		646,00
NICHEL SPAZ - NICKEL MATTE - NICKEL MAT	NI01		539,00
OTTONE PVD - BRASS PVD - LAITON PVD	PV01		646,00
ORO - GOLD - OR 24 CARATS	AU00		1328,00
ORO ROSA - ROSE GOLD- OR ROSE	AU02		930,00
ARGENTO - SILVER - ARGENT	AG00		1196,00
BRONZO - BRONZE	BZ00		646,00
BRONZO SCURO -DARK BRONZE - BRONZE NOIR	BZ01		646,00



3820

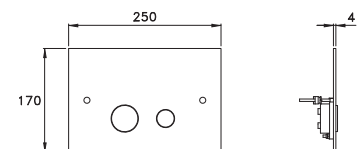
Placca per cassetta di scarico. Compatibile con i sistemi Geberit Sigma UP320 e UP720.

WC Control plate. Compatible with Geberit Sigma systems UP320 e UP720.

Plaque en laiton massif double touche. Compatible avec système Geberit Sigma UP320 et UP 720



	UN 09500	CR00	345,00
CROMO- CHROME	UN 09500	CR00	345,00
NICHEL-NICKEL	NI00		480,00
NICHEL PVD- NICKEL PVD	PV02		587,00
NICHEL SPAZ - NICKEL MATTE - NICKEL MAT	NI01		504,00
OTTONE PVD - BRASS PVD - LAITON PVD	PV01		587,00
ORO - GOLD - OR 24 CARATS	AU00		1207,00
ORO ROSA - ROSE GOLD- OR ROSE	AU02		966,00
ARGENTO - SILVER - ARGENT	AG00		1086,00
BRONZO - BRONZE	BZ00		587,00
BRONZO SCURO -DARK BRONZE - BRONZE NOIR	BZ01		587,00



338

Colonna di scarico per vasca con comando a volantino, codolo di uscita in materiale plastico Ø 40 mm

Vertical bath-drain pipe, handwheel control, plastic outlet pipe diameter 40 mm

Vidage de baignoire sans siphon, avec coude de sortie plastique Ø 40 mm



	UN	09203	CR00	287,00
CROMO- CHROME				
NICHEL-NICKEL			NI00	364,00
NICHEL PVD- NICKEL PVD			PV02	424,00
NICHEL SPAZ - NICKEL MATTE - NICKEL MAT			NI01	383,00
OTTONE PVD - BRASS PVD - LAITON PVD			PV01	424,00
ORO - GOLD - OR 24 CARATS			AU00	772,00
ORO ROSA - ROSE GOLD- OR ROSE			AU02	541,00
ARGENTO - SILVER - ARGENT			AG00	680,00
BRONZO - BRONZE			BZ00	424,00
BRONZO SCURO -DARK BRONZE - BRONZE NOIR			BZ01	424,00

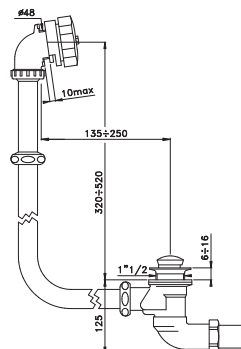
338AV

Come 338 ma interamente rifinita per installazione "a vista".

Vertical bath-drain pipe, handwheel control, plastic outlet pipe diameter 38 mm completely finished for instalation in sight

Vidage de baignoire sans siphon, avec coude de sortie laiton Ø 38 mm pour installation apparente

	UN	09204	CR00	842,00
CROMO- CHROME				
NICHEL-NICKEL			NI00	1164,00
NICHEL PVD- NICKEL PVD			PV02	1428,00
NICHEL SPAZ - NICKEL MATTE - NICKEL MAT			NI01	1223,00
OTTONE PVD - BRASS PVD - LAITON PVD			PV01	1428,00
ORO - GOLD - OR 24 CARATS			AU00	3462,00
ORO ROSA - ROSE GOLD- OR ROSE			AU02	2424,00
ARGENTO - SILVER - ARGENT			AG00	3070,00
BRONZO - BRONZE			BZ00	1428,00
BRONZO SCURO -DARK BRONZE - BRONZE NOIR			BZ01	1428,00



338S

Colonna di scarico per vasca, con comando a volantino, completa di sifone, codolo di uscita in materiale plastico Ø 40 mm (chiusura idraulica 50 mm, secondo la Norma Europea)

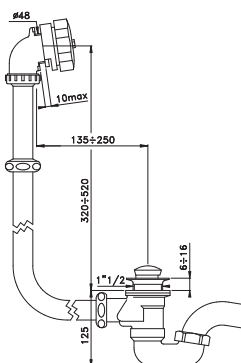
Vertical bath-drain pipe, handwheel control, with trap, plastic outlet pipe diameter 40 mm (50 mm trap in conformity with European standards)

Vidage de baignoire avec siphon, coude de sortie plastique Ø 40 mm

Garde d'eau 50 mm, selon la Norme Européenn



	UN	09205	CR00	364,00
CROMO- CHROME				
NICHEL-NICKEL			NI00	440,00
NICHEL PVD- NICKEL PVD			PV02	502,00
NICHEL SPAZ - NICKEL MATTE - NICKEL MAT			NI01	462,00
OTTONE PVD - BRASS PVD - LAITON PVD			PV01	502,00
ORO - GOLD - OR 24 CARATS			AU00	857,00
ORO ROSA - ROSE GOLD- OR ROSE			AU02	600,00
ARGENTO - SILVER - ARGENT			AG00	757,00
BRONZO - BRONZE			BZ00	502,00
BRONZO SCURO -DARK BRONZE - BRONZE NOIR			BZ01	502,00



338SAV

Come 338S ma rifinita per installazione "a vista"

Same as 338S but finished for installation in sight

Idem 338S, chromé pour installation apparente

	UN	09206	CR00	942,00
CROMO- CHROME				
NICHEL-NICKEL			NI00	1318,00
NICHEL PVD- NICKEL PVD			PV02	1613,00
NICHEL SPAZ - NICKEL MATTE - NICKEL MAT			NI01	1384,00
OTTONE PVD - BRASS PVD - LAITON PVD			PV01	1613,00
ORO - GOLD - OR 24 CARATS			AU00	3879,00
ORO ROSA - ROSE GOLD- OR ROSE			AU02	2716,00
ARGENTO - SILVER - ARGENT			AG00	3448,00
BRONZO - BRONZE			BZ00	1613,00
BRONZO SCURO -DARK BRONZE - BRONZE NOIR			BZ01	1613,00

Docce

Shower

Douches



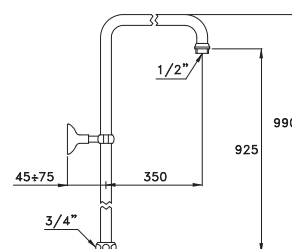
301

Tubo doccia rigido

Rigid shower pipe

Colonne de douche apparente

	UN	03200	CR00	219,00
CROMO- CHROME				
NICHEL-NICKEL			NI00	292,00
NICHEL PVD- NICKEL PVD			PV02	351,00
NICHEL SPAZ - NICKEL MATTE - NICKEL MAT			NI01	305,00
OTTONE PVD - BRASS PVD - LAITON PVD			PV01	351,00
ORO - GOLD - OR 24 CARATS			AU00	745,00
ORO ROSA - ROSE GOLD- OR ROSE			AU02	587,00
ARGENTO - SILVER - ARGENT			AG00	710,00
BRONZO - BRONZE			BZ00	351,00
BRONZO SCURO -DARK BRONZE - BRONZE NOIR			BZ01	351,00



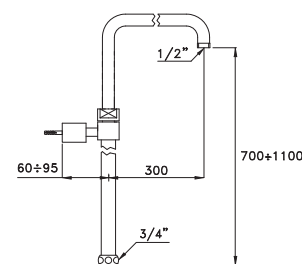
301TB

Tubo doccia Telescopico (altezza regolabile 70-110 cm)

Telescopic Shower pipe (adjustable height 70-110 cm)

Colonne réglable de douche apparent (70 à 110 cm)

	UN	03201	CR00	348,00
CROMO- CHROME				
NICHEL-NICKEL			NI00	463,00
NICHEL PVD- NICKEL PVD			PV02	557,00
NICHEL SPAZ - NICKEL MATTE - NICKEL MAT			NI01	484,00
OTTONE PVD - BRASS PVD - LAITON PVD			PV01	557,00
ORO - GOLD - OR 24 CARATS			AU00	1184,00
ORO ROSA - ROSE GOLD- OR ROSE			AU02	933,00
ARGENTO - SILVER - ARGENT			AG00	1128,00
BRONZO - BRONZE			BZ00	557,00
BRONZO SCURO -DARK BRONZE - BRONZE NOIR			BZ01	557,00



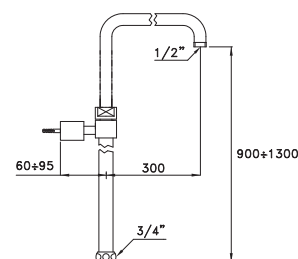
301TA

Tubo doccia Telescopico (altezza regolabile 90-130 cm)

Telescopic Shower pipe (adjustable height 90-130 cm)

Colonne réglable de douche apparent (90 à 130 cm)

	UN	03202	CR00	448,00
CROMO- CHROME				
NICHEL-NICKEL			NI00	596,00
NICHEL PVD- NICKEL PVD			PV02	717,00
NICHEL SPAZ - NICKEL MATTE - NICKEL MAT			NI01	623,00
OTTONE PVD - BRASS PVD - LAITON PVD			PV01	717,00
ORO - GOLD - OR 24 CARATS			AU00	1524,00
ORO ROSA - ROSE GOLD- OR ROSE			AU02	1201,00
ARGENTO - SILVER - ARGENT			AG00	1452,00
BRONZO - BRONZE			BZ00	717,00
BRONZO SCURO -DARK BRONZE - BRONZE NOIR			BZ01	717,00



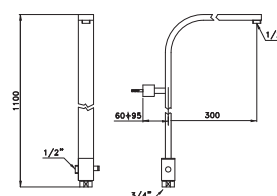
420A

Tubo doccia rigido

Rigid shower pipe

Colonne de douche apparente

	UN	03219	CR00	824,00
CROMO- CHROME				
NICHEL-NICKEL			NI00	1096,00
NICHEL PVD- NICKEL PVD			PV02	1319,00
NICHEL SPAZ - NICKEL MATTE - NICKEL MAT			NI01	1146,00
OTTONE PVD - BRASS PVD - LAITON PVD			PV01	1319,00
ORO - GOLD - OR 24 CARATS			AU00	2802,00
ORO ROSA - ROSE GOLD- OR ROSE			AU02	2209,00
ARGENTO - SILVER - ARGENT			AG00	2670,00
BRONZO - BRONZE			BZ00	1319,00
BRONZO SCURO -DARK BRONZE - BRONZE NOIR			BZ01	1319,00



310

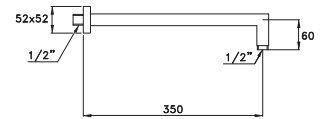
Braccio doccia

Shower arm

Bras de douche



	UN 03208 CR00	147,00
CROMO- CHROME		
NICHEL-NICKEL	NI00	196,00
NICHEL PVD- NICKEL PVD	PV02	236,00
NICHEL SPAZ - NICKEL MATTE - NICKEL MAT	NI01	205,00
OTTONE PVD - BRASS PVD - LAITON PVD	PV01	236,00
ORO - GOLD - OR 24 CARATS	AU00	500,00
ORO ROSA - ROSE GOLD- OR ROSE	AU02	394,00
ARGENTO - SILVER - ARGENT	AG00	477,00
BRONZO - BRONZE	BZ00	236,00
BRONZO SCURO -DARK BRONZE - BRONZE NOIR	BZ01	236,00



311Q

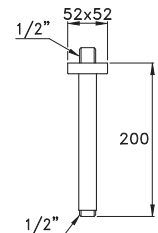
Braccio doccia

Shower arm

Bras de douche



	UN 03217 CR00	147,00
CROMO- CHROME		
NICHEL-NICKEL	NI00	196,00
NICHEL PVD- NICKEL PVD	PV02	236,00
NICHEL SPAZ - NICKEL MATTE - NICKEL MAT	NI01	205,00
OTTONE PVD - BRASS PVD - LAITON PVD	PV01	236,00
ORO - GOLD - OR 24 CARATS	AU00	500,00
ORO ROSA - ROSE GOLD- OR ROSE	AU02	394,00
ARGENTO - SILVER - ARGENT	AG00	477,00
BRONZO - BRONZE	BZ00	236,00
BRONZO SCURO -DARK BRONZE - BRONZE NOIR	BZ01	236,00



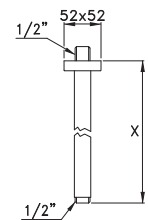
311QAR

Braccio doccia da soffitto, lunghezza a richiesta

Ceiling mounted shower arm, length on request

Bras de douche de plafond, longueur sur demande

	UN 03218 CR00	177,00
CROMO- CHROME		
NICHEL-NICKEL	NI00	236,00
NICHEL PVD- NICKEL PVD	PV02	284,00
NICHEL SPAZ - NICKEL MATTE - NICKEL MAT	NI01	247,00
OTTONE PVD - BRASS PVD - LAITON PVD	PV01	284,00
ORO - GOLD - OR 24 CARATS	AU00	602,00
ORO ROSA - ROSE GOLD- OR ROSE	AU02	475,00
ARGENTO - SILVER - ARGENT	AG00	574,00
BRONZO - BRONZE	BZ00	284,00
BRONZO SCURO -DARK BRONZE - BRONZE NOIR	BZ01	284,00



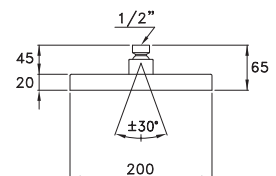
320A -200

Soffione a pioggia, modello sottile, con fondello smontabile a sistema anticalcare, orientabile con raccordo a snodo sferico 200 mm

Rain shower head, thin model, removable antilimestone system base, swinging ball-joint union, 200 mm

Pomme de douche orientable à rotule, 200mm, équipée d'un système anti-calcaire

	UN 03008 CR00	421,00
CROMO- CHROME		
NICHEL-NICKEL	NI00	560,00
NICHEL PVD- NICKEL PVD	PV02	674,00
NICHEL SPAZ - NICKEL MATTE - NICKEL MAT	NI01	586,00
OTTONE PVD - BRASS PVD - LAITON PVD	PV01	674,00
ORO - GOLD - OR 24 CARATS	AU00	1432,00
ORO ROSA - ROSE GOLD- OR ROSE	AU02	1129,00
ARGENTO - SILVER - ARGENT	AG00	1365,00
BRONZO - BRONZE	BZ00	674,00
BRONZO SCURO -DARK BRONZE - BRONZE NOIR	BZ01	674,00



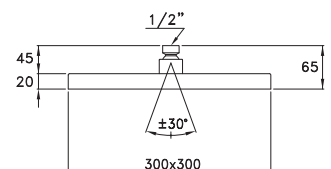
320A -300

Soffione a pioggia, modello sottile, con fondello smontabile a sistema anticalcare, orientabile con raccordo a snodo sferico - 300 mm

Rain shower head, thin model, removable antilimestone system base, swinging ball-joint union, 300 mm

Pomme de douche orientable à rotule, 300mm, équipée d'un système anti-calcaire

	UN 03009 CR00	730,00
CROMO- CHROME		
NICHEL-NICKEL	NI00	971,00
NICHEL PVD- NICKEL PVD	PV02	1168,00
NICHEL SPAZ - NICKEL MATTE - NICKEL MAT	NI01	1015,00
OTTONE PVD - BRASS PVD - LAITON PVD	PV01	1168,00
ORO - GOLD - OR 24 CARATS	AU00	2482,00
ORO ROSA - ROSE GOLD- OR ROSE	AU02	1957,00
ARGENTO - SILVER - ARGENT	AG00	2366,00
BRONZO - BRONZE	BZ00	1168,00
BRONZO SCURO -DARK BRONZE - BRONZE NOIR	BZ01	1168,00



320A

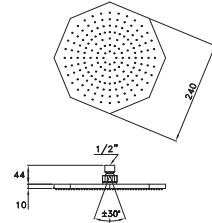
Soffione a pioggia orientabile

Shower head

Pomme à rotule orientable



	FI 03008 CR00	566,00
CROMO- CHROME	FI 03008 CR00	566,00
NICHEL-NICKEL	NI00	770,00
NICHEL PVD- NICKEL PVD	PV02	936,00
NICHEL SPAZ - NICKEL MATTE - NICKEL MAT	NI01	809,00
OTTONE PVD - BRASS PVD - LAITON PVD	PV01	936,00
ORO - GOLD - OR 24 CARATS	AU00	1927,00
ORO ROSA - ROSE GOLD- OR ROSE	AU02	1349,00
ARGENTO - SILVER - ARGENT	AG00	1734,00
BRONZO - BRONZE	BZ00	936,00
BRONZO SCURO - DARK BRONZE - BRONZE NOIR	BZ01	936,00



310X

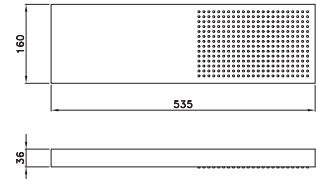
Soffione in acciaio inox

Shower head stainless steel

Pomme de douche inox



	UN 03016 CR00	807,00
CROMO- CHROME	UN 03016 CR00	807,00
NICHEL-NICKEL	NI00	1074,00
NICHEL PVD- NICKEL PVD	PV02	1292,00
NICHEL SPAZ - NICKEL MATTE - NICKEL MAT	NI01	1122,00
OTTONE PVD - BRASS PVD - LAITON PVD	PV01	1292,00
ORO - GOLD - OR 24 CARATS	AU00	2744,00
ORO ROSA - ROSE GOLD- OR ROSE	AU02	2163,00
ARGENTO - SILVER - ARGENT	AG00	2615,00
BRONZO - BRONZE	BZ00	1292,00
BRONZO SCURO - DARK BRONZE - BRONZE NOIR	BZ01	1292,00



320X

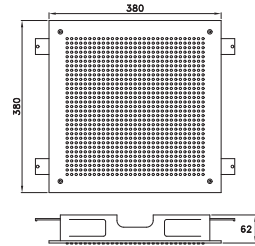
Soffione incasso quadro in acciaio inox

Concealed square shower head stainless steel

Pomme de douche inox carré à encastrer (380mm)



	UN 03017 CR00	1331,00
CROMO- CHROME	UN 03017 CR00	1331,00
NICHEL-NICKEL	NI00	1771,00
NICHEL PVD- NICKEL PVD	PV02	2130,00
NICHEL SPAZ - NICKEL MATTE - NICKEL MAT	NI01	1851,00
OTTONE PVD - BRASS PVD - LAITON PVD	PV01	2130,00
ORO - GOLD - OR 24 CARATS	AU00	4526,00
ORO ROSA - ROSE GOLD- OR ROSE	AU02	3568,00
ARGENTO - SILVER - ARGENT	AG00	4313,00
BRONZO - BRONZE	BZ00	2130,00
BRONZO SCURO - DARK BRONZE - BRONZE NOIR	BZ01	2130,00



302

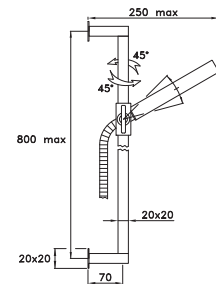
Doccia a mano completa di asta a parete

Shower hand-held and wall mounted slide bar

Ensemble de douche sur barre



	BQ 03100 CR00	605,00
CROMO- CHROME	BQ 03100 CR00	605,00
NICHEL-NICKEL	NI00	805,00
NICHEL PVD- NICKEL PVD	PV02	968,00
NICHEL SPAZ - NICKEL MATTE - NICKEL MAT	NI01	841,00
OTTONE PVD - BRASS PVD - LAITON PVD	PV01	968,00
ORO - GOLD - OR 24 CARATS	AU00	2057,00
ORO ROSA - ROSE GOLD- OR ROSE	AU02	1622,00
ARGENTO - SILVER - ARGENT	AG00	1961,00
BRONZO - BRONZE	BZ00	968,00
BRONZO SCURO - DARK BRONZE - BRONZE NOIR	BZ01	968,00



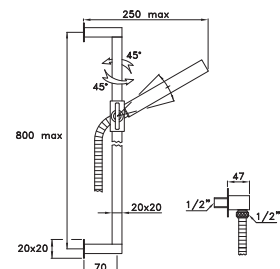
302A

Doccia a mano completa di asta a parete e presa di alimentazione a parete

Shower hand-held and wall mounted slide bar and wall intake

Ensemble de douche sur barre avec coude de sortie

	BQ 03103 CR00	666,00
CROMO- CHROME	BQ 03103 CR00	666,00
NICHEL-NICKEL	NI00	886,00
NICHEL PVD- NICKEL PVD	PV02	1066,00
NICHEL SPAZ - NICKEL MATTE - NICKEL MAT	NI01	926,00
OTTONE PVD - BRASS PVD - LAITON PVD	PV01	1066,00
ORO - GOLD - OR 24 CARATS	AU00	2265,00
ORO ROSA - ROSE GOLD- OR ROSE	AU02	1785,00
ARGENTO - SILVER - ARGENT	AG00	2158,00
BRONZO - BRONZE	BZ00	1066,00
BRONZO SCURO - DARK BRONZE - BRONZE NOIR	BZ01	1066,00



304

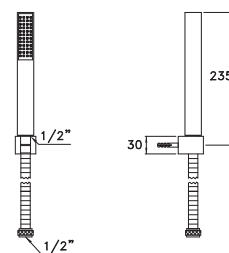
Doccia a mano completa di supporto fisso a parete

Hand spray head with wall bracket

Ensemble avec douchette et crochet fixe



CROMO- CHROME	BQ 03106 CR00	213,00
NICHEL-NICKEL	NI00	284,00
NICHEL PVD- NICKEL PVD	PV02	341,00
NICHEL SPAZ - NICKEL MATTE - NICKEL MAT	NI01	297,00
OTTONE PVD - BRASS PVD - LAITON PVD	PV01	341,00
ORO - GOLD - OR 24 CARATS	AU00	725,00
ORO ROSA - ROSE GOLD- OR ROSE	AU02	571,00
ARGENTO - SILVER - ARGENT	AG00	691,00
BRONZO - BRONZE	BZ00	341,00
BRONZO SCURO -DARK BRONZE - BRONZE NOIR	BZ01	341,00



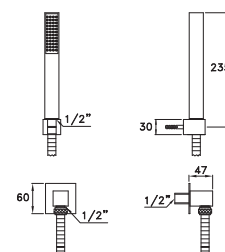
304A

Doccia a mano completa di supporto fisso a parete e presa di alimentazione a parete

Hand spray head with wall bracket and wall intake

Ensemble avec douchette, crochet fixe et coude de sortie

CROMO- CHROME	BQ 03109 CR00	274,00
NICHEL-NICKEL	NI00	365,00
NICHEL PVD- NICKEL PVD	PV02	439,00
NICHEL SPAZ - NICKEL MATTE - NICKEL MAT	NI01	381,00
OTTONE PVD - BRASS PVD - LAITON PVD	PV01	439,00
ORO - GOLD - OR 24 CARATS	AU00	932,00
ORO ROSA - ROSE GOLD- OR ROSE	AU02	735,00
ARGENTO - SILVER - ARGENT	AG00	888,00
BRONZO - BRONZE	BZ00	439,00
BRONZO SCURO -DARK BRONZE - BRONZE NOIR	BZ01	439,00



304AQ

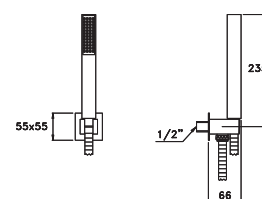
Doccia a mano con supporto fisso a parete e presa di alimentazione integrata

Hand shower with fixed bracket and wall water intake

Ensemble douchette mural avec coude d'alimentation et support intégré



CROMO- CHROME	BQ 03121 CR00	288,00
NICHEL-NICKEL	NI00	384,00
NICHEL PVD- NICKEL PVD	PV02	461,00
NICHEL SPAZ - NICKEL MATTE - NICKEL MAT	NI01	401,00
OTTONE PVD - BRASS PVD - LAITON PVD	PV01	461,00
ORO - GOLD - OR 24 CARATS	AU00	980,00
ORO ROSA - ROSE GOLD- OR ROSE	AU02	772,00
ARGENTO - SILVER - ARGENT	AG00	934,00
BRONZO - BRONZE	BZ00	461,00
BRONZO SCURO -DARK BRONZE - BRONZE NOIR	BZ01	461,00



309AQ

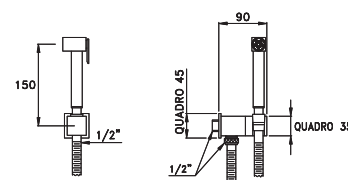
Doccia a mano modello Shut-Off in ottone, leva con ritorno automatico e supporto con presa acqua integrata e valvola sicurezza

Hand shower shut-off, lever with automatic return and support with integrated water inlet

Douchette en laiton Shut-Off avec manette de retour automatique et support avec coude d'alimentation



CROMO- CHROME	BQ 03124 CR00	356,00
NICHEL-NICKEL	NI00	474,00
NICHEL PVD- NICKEL PVD	PV02	570,00
NICHEL SPAZ - NICKEL MATTE - NICKEL MAT	NI01	495,00
OTTONE PVD - BRASS PVD - LAITON PVD	PV01	570,00
ORO - GOLD - OR 24 CARATS	AU00	1211,00
ORO ROSA - ROSE GOLD- OR ROSE	AU02	955,00
ARGENTO - SILVER - ARGENT	AG00	1154,00
BRONZO - BRONZE	BZ00	570,00
BRONZO SCURO -DARK BRONZE - BRONZE NOIR	BZ01	570,00



309Q

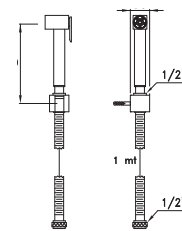
Doccia a mano modello Shut-Off in ottone, leva con ritorno automatico, supporto fisso e flessibile

Hand shower shut-off, lever with automatic return and support with integrated water inlet

Douchette en laiton Shut-Off avec manette de retour automatique et support avec coude d'alimentation



	BQ 03125 CR00	257,00
CROMO- CHROME		
NICHEL-NICKEL	NI00	342,00
NICHEL PVD- NICKEL PVD	PV02	412,00
NICHEL SPAZ - NICKEL MATTE - NICKEL MAT	NI01	358,00
OTTONE PVD - BRASS PVD - LAITON PVD	PV01	412,00
ORO - GOLD - OR 24 CARATS	AU00	874,00
ORO ROSA - ROSE GOLD- OR ROSE	AU02	689,00
ARGENTO - SILVER - ARGENT	AG00	833,00
BRONZO - BRONZE	BZ00	412,00
BRONZO SCURO - DARK BRONZE - BRONZE NOIR	BZ01	412,00



3194

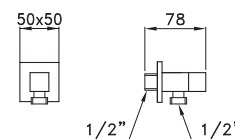
Rubinetto di erogazione a parete

Wall mounted mixer

Robinet simple mural



	BQ 04003 CR00	99,00
CROMO- CHROME		
NICHEL-NICKEL	NI00	132,00
NICHEL PVD- NICKEL PVD	PV02	159,00
NICHEL SPAZ - NICKEL MATTE - NICKEL MAT	NI01	138,00
OTTONE PVD - BRASS PVD - LAITON PVD	PV01	159,00
ORO - GOLD - OR 24 CARATS	AU00	337,00
ORO ROSA - ROSE GOLD- OR ROSE	AU02	266,00
ARGENTO - SILVER - ARGENT	AG00	321,00
BRONZO - BRONZE	BZ00	159,00
BRONZO SCURO - DARK BRONZE - BRONZE NOIR	BZ01	159,00



305

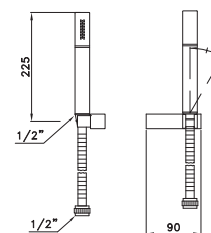
Doccia a mano completa di supporto alto orientabile

Hand spray head with directional wall bracket

Ensemble douchette avec support mural



	BQ 03112 CR00	213,00
CROMO- CHROME		
NICHEL-NICKEL	NI00	284,00
NICHEL PVD- NICKEL PVD	PV02	341,00
NICHEL SPAZ - NICKEL MATTE - NICKEL MAT	NI01	297,00
OTTONE PVD - BRASS PVD - LAITON PVD	PV01	341,00
ORO - GOLD - OR 24 CARATS	AU00	725,00
ORO ROSA - ROSE GOLD- OR ROSE	AU02	571,00
ARGENTO - SILVER - ARGENT	AG00	691,00
BRONZO - BRONZE	BZ00	341,00
BRONZO SCURO - DARK BRONZE - BRONZE NOIR	BZ01	341,00



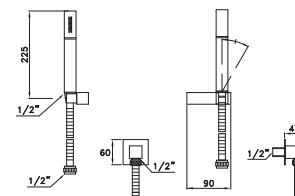
305A

Doccia a mano completa di supporto alto orientabile e presa di alimentazione a parete

Hand spray head with directional wall bracket and wall intake

Ensemble douchette avec support mural et coude de sortie

	BQ 03115 CR00	274,00
CROMO- CHROME		
NICHEL-NICKEL	NI00	365,00
NICHEL PVD- NICKEL PVD	PV02	439,00
NICHEL SPAZ - NICKEL MATTE - NICKEL MAT	NI01	381,00
OTTONE PVD - BRASS PVD - LAITON PVD	PV01	439,00
ORO - GOLD - OR 24 CARATS	AU00	932,00
ORO ROSA - ROSE GOLD- OR ROSE	AU02	735,00
ARGENTO - SILVER - ARGENT	AG00	888,00
BRONZO - BRONZE	BZ00	439,00
BRONZO SCURO - DARK BRONZE - BRONZE NOIR	BZ01	439,00




319Q

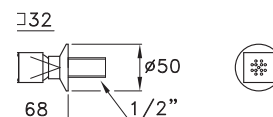
Soffione laterale esterno per doccia con sistema anticalcare

External side spray shower with anti-limescale system

Douchette latérale apparente pour douche avec grille anti-calcaire



	BQ 03127 CR00	196,00
CROMO- CHROME		
NICHEL-NICKEL	NI00	261,00
NICHEL PVD- NICKEL PVD	PV02	314,00
NICHEL SPAZ - NICKEL MATTE - NICKEL MAT	NI01	273,00
OTTONE PVD - BRASS PVD - LAITON PVD	PV01	314,00
ORO - GOLD - OR 24 CARATS	AU00	667,00
ORO ROSA - ROSE GOLD- OR ROSE	AU02	526,00
ARGENTO - SILVER - ARGENT	AG00	636,00
BRONZO - BRONZE	BZ00	314,00
BRONZO SCURO - DARK BRONZE - BRONZE NOIR	BZ01	314,00



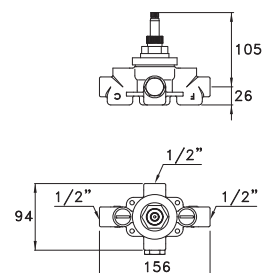
Isomix

IS3293



Parti incasso per figure is3293
 Concealed body for IS3293 thermostatic mixer
 Partie encastrée pour les mitigeurs IS3293

BRONZO - BRONZE **UN 06000 0000 362,00**



FIRENZE IS3293 P.V.

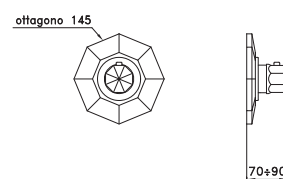
Parti in vista per miscelatore termostatico modello monoblocco IS3293
 Da installare su parte incasso codice UN 06000 0000

Visible parts for thermostatic mixer IS 3293 one-piece model
 To be installed on built-in part code UN 06000 0000

Façade pour mitigeur thermostatique.
 A installer sur la partie encastrée UN 06000 0000



	FI 06010 CR00	346,00
CROMO- CHROME		
NICHEL-NICKEL	NI00	471,00
NICHEL PVD- NICKEL PVD	PV02	572,00
NICHEL SPAZ - NICKEL MATTE - NICKEL MAT	NI01	495,00
OTTONE PVD - BRASS PVD - LAITON PVD	PV01	572,00
ORO - GOLD - OR 24 CARATS	AU00	1178,00
ORO ROSA - ROSE GOLD- OR ROSE	AU02	825,00
ARGENTO - SILVER - ARGENT	AG00	1061,00
BRONZO - BRONZE	BZ00	572,00
BRONZO SCURO -DARK BRONZE - BRONZE NOIR	BZ01	572,00

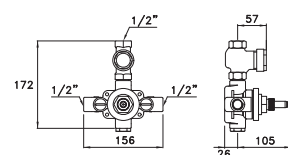


IS3292



Parti incasso per figure IS3292
 Concealed body for IS3292 thermostatic mixer
 Partie encastrée pour les mitigeurs IS3292

BRONZO - BRONZE **UN 06001 0000 432,00**



FIRENZE IS3292 P.V.

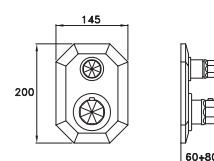
Parti in vista per miscelatore termostatico modello monoblocco IS3292 con rubinetto erogazione
 Da installare su parte incasso codice UN 06001 0000

Visible parts for thermostatic mixer IS 3292 one-piece model with tap
 To be installed on built-in part code UN 06001 0000

Façade pour mitigeur thermostatique avec robinet de sortie
 A installer sur la partie encastrée UN 06001 0000



	FI 06011 CR00	364,00
CROMO- CHROME		
NICHEL-NICKEL	NI00	485,00
NICHEL PVD- NICKEL PVD	PV02	583,00
NICHEL SPAZ - NICKEL MATTE - NICKEL MAT	NI01	506,00
OTTONE PVD - BRASS PVD - LAITON PVD	PV01	583,00
ORO - GOLD - OR 24 CARATS	AU00	1238,00
ORO ROSA - ROSE GOLD- OR ROSE	AU02	976,00
ARGENTO - SILVER - ARGENT	AG00	1180,00
BRONZO - BRONZE	BZ00	583,00
BRONZO SCURO -DARK BRONZE - BRONZE NOIR	BZ01	583,00

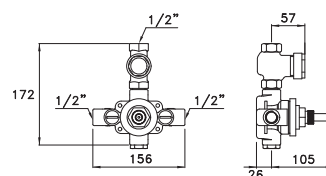




IS3294

Parti incasso per figure is3294
 Concealed body for IS3294 thermostatic mixer
 Partie encastrée pour les mitigeurs IS3294

BRONZO - BRONZE **UN 06002 0000 549,00**



FIRENZE IS3294 P.V.

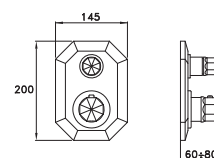
Parti in vista per miscelatore termostatico modello monoblocco IS3294 con rubinetto/deviatore
 Da installare su parte incasso codice UN 06002 0000

Visible parts for thermostatic mixer IS 3294 one-piece model with two way tap/diverter
 To be installed on built-in part code UN 06002 0000

Façade pour mitigeur thermostatique avec robinet/inverseur encastré à 2 sorties pour douche
 A installer sur la partie encastrée UN 06002 0000



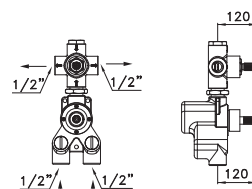
	FI 06012 CR00	364,00
CROMO- CHROME		
NICHEL-NICKEL	NI00	485,00
NICHEL PVD- NICKEL PVD	PV02	583,00
NICHEL SPAZ - NICKEL MATTE - NICKEL MAT	NI01	506,00
OTTONE PVD - BRASS PVD - LAITON PVD	PV01	583,00
ORO - GOLD - OR 24 CARATS	AU00	1238,00
ORO ROSA - ROSE GOLD- OR ROSE	AU02	976,00
ARGENTO - SILVER - ARGENT	AG00	1180,00
BRONZO - BRONZE	BZ00	583,00
BRONZO SCURO -DARK BRONZE - BRONZE NOIR	BZ01	583,00



IS3296

Parti incasso per figure is3296
 Concealed body for IS3296 thermostatic mixer
 Partie encastrée pour les mitigeurs IS3296

BRONZO - BRONZE **UN 06003 0000 457,00**



FIRENZE IS3296 P.V.

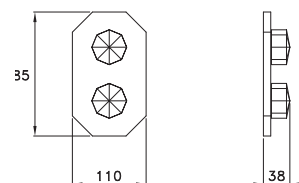
Parti in vista per miscelatore termostatico modello monoblocco IS3296 con rubinetto/deviatore due vie. . Da installare su parte incasso codice UN 06003 0000

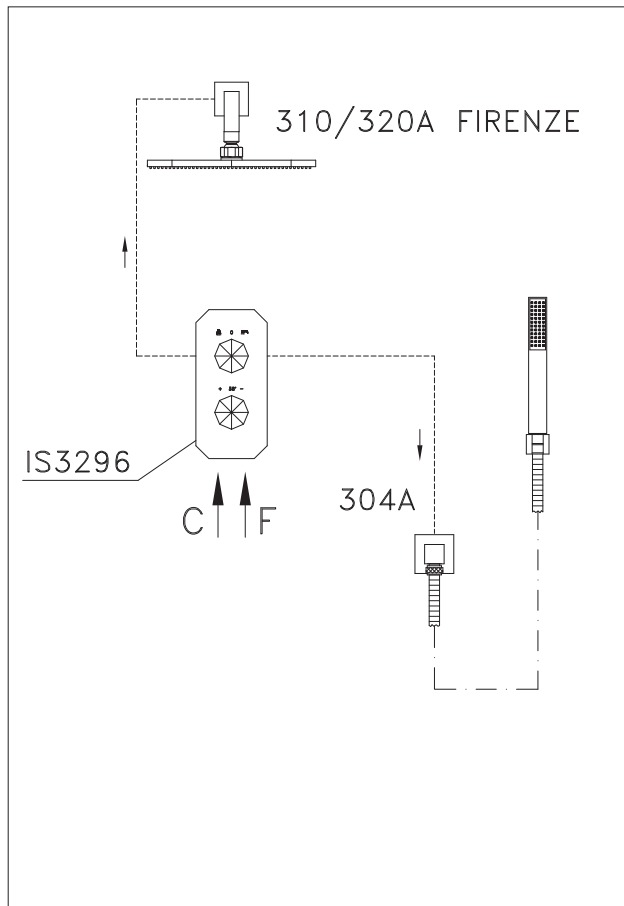
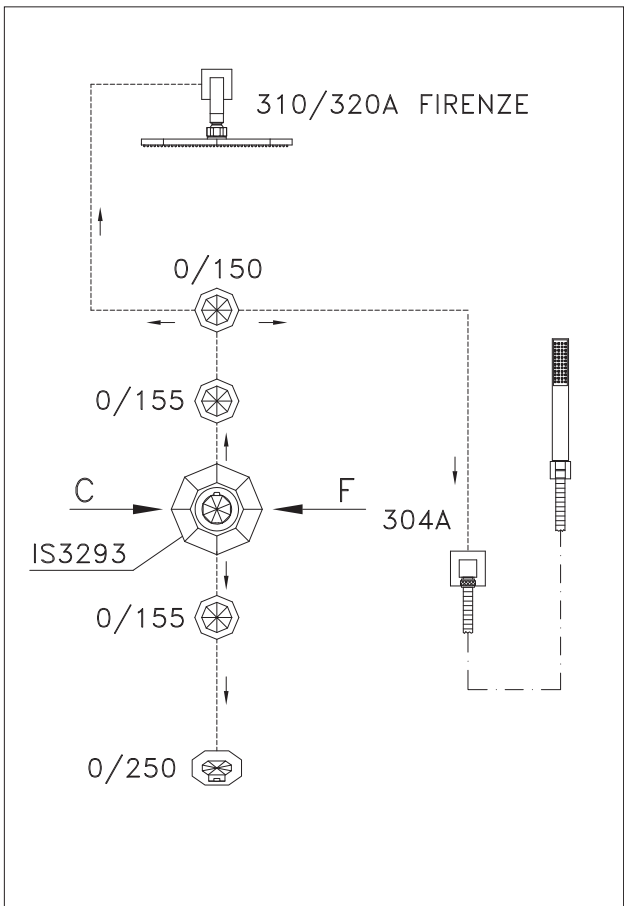
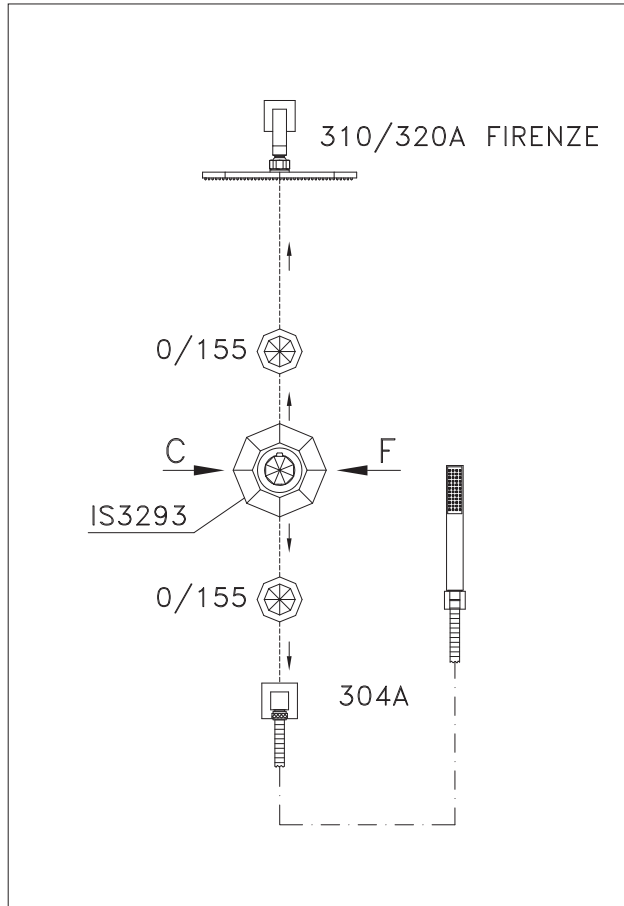
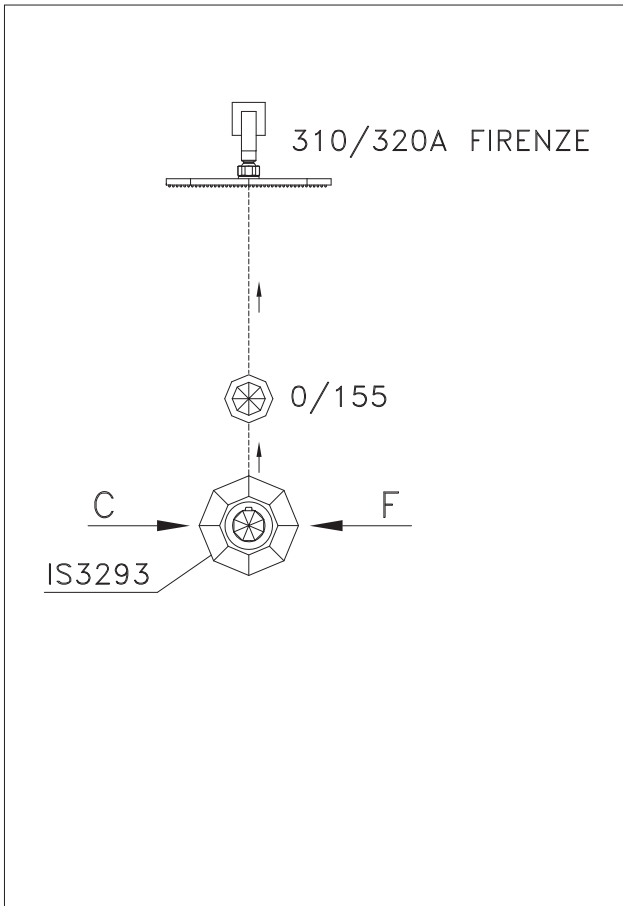
Visible parts for thermostatic mixer IS 3296 one-piece model, two way diverter/shower tap.
 To be installed on built-in part code UN 06003 0000

Façade pour mitigeur thermostatique avec robinet/inverseur encastré à 2 sorties pour douche
 A installer sur la partie encastrée UN 06003 0000



	FI 06013 CR00	382,00
CROMO- CHROME		
NICHEL-NICKEL	NI00	520,00
NICHEL PVD- NICKEL PVD	PV02	632,00
NICHEL SPAZ - NICKEL MATTE - NICKEL MAT	NI01	546,00
OTTONE PVD - BRASS PVD - LAITON PVD	PV01	632,00
ORO - GOLD - OR 24 CARATS	AU00	1409,00
ORO ROSA - ROSE GOLD- OR ROSE	AU02	987,00
ARGENTO - SILVER - ARGENT	AG00	1269,00
BRONZO - BRONZE	BZ00	632,00
BRONZO SCURO -DARK BRONZE - BRONZE NOIR	BZ01	632,00







ACCESSORI ACCESSOIRES ACCESSORIES
pag 419

BAMBOO

Design Marco Piva



Originale ma rigorosa, funzionale ma decorativa, tonda o quadra, la serie Bamboo è la risposta più attuale alle esigenze dell'interior design contemporaneo. Minimal ma con un forte carattere, è una linea di miscelatori e rubinetterie tradizionali che garantisce prestazioni tecniche ed ergonomiche di primissimo piano. Sempre, il design consente un'impugnatura naturale ed una semplicissima manovra di regolazione.

Original but meticulous, functional but decorative, round or square, Bamboo is the most up-to-date solution for contemporary interior-design needs. Minimalist but with a strong personality, this collection of mixer taps offers the highest level of technical and ergonomic performance. The handle is designed to afford a natural grip and the simplest of movements.

Original mais rigoureux, fonctionnel mais décoratif, Bamboo est la réponse la plus actuelle aux exigences des intérieurs contemporains. Minimal avec un caractère affirmé, c'est une ligne de mitigeur et de robinetterie traditionnelle, qui garantit des performances techniques et ergonomiques de premier plan. Toujours, le design permet une prise en main naturelle et une simplicité de manoeuvre.

BAMBOO 3224

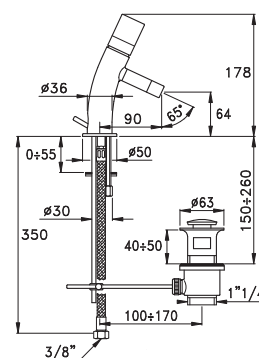
Miscelatore monocomando per lavabo o bidet e scarico 1"1/4

Single-lever washbasin or bidet mixer and pop-up waste 1"1/4

Mitigeur monocommande pour lavabo ou bidet avec vidage de 1"1/4



CROMO- CHROME	BT 00102 CR00	264,00
NICHEL-NICKEL	NI00	352,00
NICHEL PVD- NICKEL PVD	PV02	423,00
NICHEL SPAZ - NICKEL MATTE - NICKEL MAT	NI01	367,00
OTTONE PVD - BRASS PVD - LAITON PVD	PV01	423,00
ORO - GOLD - OR 24 CARATS	AU00	898,00
ORO ROSA - ROSE GOLD- OR ROSE	AU02	708,00
ARGENTO - SILVER - ARGENT	AG00	856,00
BRONZO - BRONZE	BZ00	423,00
BRONZO SCURO -DARK BRONZE - BRONZE NOIR	BZ01	423,00



BAMBOO 3224HP120

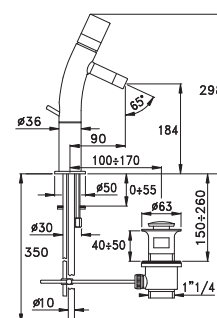
Miscelatore monocomando per bacino da appoggio su piano con colonna d'innalzamento (h = 120 mm), e scarico 1"1/4

Single-lever mixer for lay-on basin with raised base (h=120 mm) and pop-up waste 1"1/4

Mitigeur monocommande pour lavabo à poser, réhausse de 120mm, vidage de 1"1/4



CROMO- CHROME	BT 00105 CR00	312,00
NICHEL-NICKEL	NI00	415,00
NICHEL PVD- NICKEL PVD	PV02	500,00
NICHEL SPAZ - NICKEL MATTE - NICKEL MAT	NI01	434,00
OTTONE PVD - BRASS PVD - LAITON PVD	PV01	500,00
ORO - GOLD - OR 24 CARATS	AU00	1.061,00
ORO ROSA - ROSE GOLD- OR ROSE	AU02	837,00
ARGENTO - SILVER - ARGENT	AG00	1011,00
BRONZO - BRONZE	BZ00	500,00
BRONZO SCURO -DARK BRONZE - BRONZE NOIR	BZ01	500,00



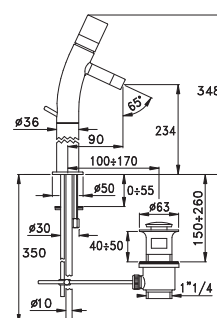
BAMBOO 3224HP170

Miscelatore monocomando per bacino da appoggio su piano con colonna d'innalzamento (h = 170 mm), e scarico 1"1/4

Single-lever mixer for lay-on basin with raised base (h=170 mm) and pop-up waste 1"1/4

Mitigeur monocommande pour lavabo à poser, réhausse de 170 mm, vidage de 1"1/4

CROMO- CHROME	BT 00108 CR00	330,00
NICHEL-NICKEL	NI00	439,00
NICHEL PVD- NICKEL PVD	PV02	528,00
NICHEL SPAZ - NICKEL MATTE - NICKEL MAT	NI01	459,00
OTTONE PVD - BRASS PVD - LAITON PVD	PV01	528,00
ORO - GOLD - OR 24 CARATS	AU00	1.122,00
ORO ROSA - ROSE GOLD- OR ROSE	AU02	885,00
ARGENTO - SILVER - ARGENT	AG00	1.070,00
BRONZO - BRONZE	BZ00	528,00
BRONZO SCURO -DARK BRONZE - BRONZE NOIR	BZ01	528,00



BAMBOO 3222

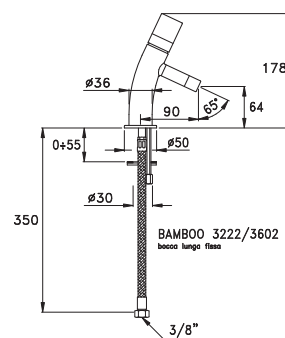
Miscelatore monocomando per lavabo o bidet

Single-lever washbasin or bidet mixer

Mitigeur monocommande pour lavabo ou bidet



	BT 00100 CROO	198,00
CROMO- CHROME		
NICHEL-NICKEL	NI00	264,00
NICHEL PVD- NICKEL PVD	PV02	317,00
NICHEL SPAZ - NICKEL MATTE - NICKEL MAT	NI01	276,00
OTTONE PVD - BRASS PVD - LAITON PVD	PV01	317,00
ORO - GOLD - OR 24 CARATS	AU00	674,00
ORO ROSA - ROSE GOLD- OR ROSE	AU02	531,00
ARGENTO - SILVER - ARGENT	AG00	642,00
BRONZO - BRONZE	BZ00	317,00
BRONZO SCURO -DARK BRONZE - BRONZE NOIR	BZ01	317,00



BAMBOO 3222HP120

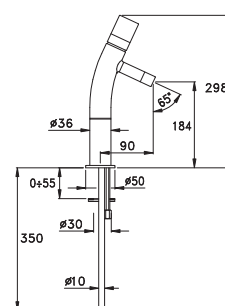
Miscelatore monocomando per bacino da appoggio su piano con colonna d'innalzamento (h = 120 mm)

Single-lever mixer for lay-on basin with raised base (h=120 mm)

Mitigeur monocommande pour lavabo à poser, réhausse de 120mm



	BT 00103 CROO	239,00
CROMO- CHROME		
NICHEL-NICKEL	NI00	318,00
NICHEL PVD- NICKEL PVD	PV02	383,00
NICHEL SPAZ - NICKEL MATTE - NICKEL MAT	NI01	333,00
OTTONE PVD - BRASS PVD - LAITON PVD	PV01	383,00
ORO - GOLD - OR 24 CARATS	AU00	813,00
ORO ROSA - ROSE GOLD- OR ROSE	AU02	641,00
ARGENTO - SILVER - ARGENT	AG00	775,00
BRONZO - BRONZE	BZ00	383,00
BRONZO SCURO -DARK BRONZE - BRONZE NOIR	BZ01	383,00



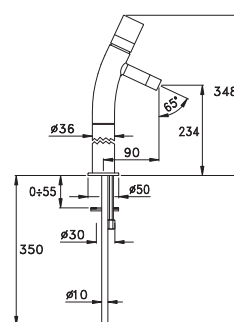
BAMBOO 3222HP170

Miscelatore monocomando per bacino da appoggio su piano con colonna d'innalzamento (h = 170 mm)

Single-lever mixer for lay-on basin with raised base (h=170 mm)

Mitigeur monocommande pour lavabo à poser, réhausse de 170mm

	BT 00106 CROO	264,00
CROMO- CHROME		
NICHEL-NICKEL	NI00	352,00
NICHEL PVD- NICKEL PVD	PV02	423,00
NICHEL SPAZ - NICKEL MATTE - NICKEL MAT	NI01	367,00
OTTONE PVD - BRASS PVD - LAITON PVD	PV01	423,00
ORO - GOLD - OR 24 CARATS	AU00	898,00
ORO ROSA - ROSE GOLD- OR ROSE	AU02	708,00
ARGENTO - SILVER - ARGENT	AG00	856,00
BRONZO - BRONZE	BZ00	423,00
BRONZO SCURO -DARK BRONZE - BRONZE NOIR	BZ01	423,00



BAMBOO 3861TR -1/2"

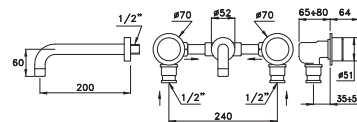
Gruppo tradizionale a 2 manopole per lavabo, per installazione da incasso a parete

Concealed wall-mounted twin-control washbasin mixer

Mélangeur à encastrer à têtes traditionnelles pour lavabo



	BT 01003 CR00	455,00
CROMO- CHROME		
NICHEL-NICKEL	NI00	606,00
NICHEL PVD- NICKEL PVD	PV02	728,00
NICHEL SPAZ - NICKEL MATTE - NICKEL MAT	NI01	633,00
OTTONE PVD - BRASS PVD - LAITON PVD	PV01	728,00
ORO - GOLD - OR 24 CARATS	AU00	1547,00
ORO ROSA - ROSE GOLD- OR ROSE	AU02	1220,00
ARGENTO - SILVER - ARGENT	AG00	1475,00
BRONZO - BRONZE	BZ00	728,00
BRONZO SCURO - DARK BRONZE - BRONZE NOIR	BZ01	728,00



3861MC - 1/2"

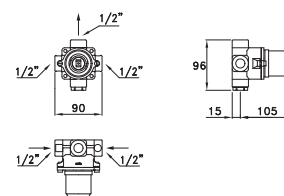
Corpo incasso per miscelatore monocomando per doccia

Built-in unit for single-command shower mixer

Corps encastré pour mitigeur monocommande de douche



BRONZO - BRONZE	UN 01400 0000	175,00
-----------------	---------------	--------



BAMBOO 3861MC P.V.

Parti in vista per miscelatore monocomando lavabo, per installazione da incasso a parete

Da installare su corpo incasso cod UN 01400 0000

Concealed wall-mounted single-handle washbasin mixer, with spout

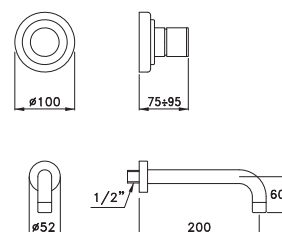
To be installed on built-in part code UN 01400 0000

Mitigeur monocommande à encastrer pour lavabo avec bec

A installer sur la partie encastrée UN 01400 0000



	BT 01413 CR00	169,00
CROMO- CHROME		
NICHEL-NICKEL	NI00	225,00
NICHEL PVD- NICKEL PVD	PV02	271,00
NICHEL SPAZ - NICKEL MATTE - NICKEL MAT	NI01	235,00
OTTONE PVD - BRASS PVD - LAITON PVD	PV01	271,00
ORO - GOLD - OR 24 CARATS	AU00	575,00
ORO ROSA - ROSE GOLD- OR ROSE	AU02	453,00
ARGENTO - SILVER - ARGENT	AG00	548,00
BRONZO - BRONZE	BZ00	271,00
BRONZO SCURO - DARK BRONZE - BRONZE NOIR	BZ01	271,00



BAMBOO 0/150- 1/2"

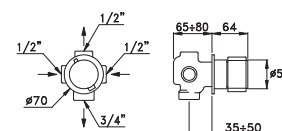
Deviatore per vasca-doccia, per installazione da incasso a parete, con deviazione manuale

Concealed manual bath-shower diverter

Inverseur à encastrer bain douche, à commande manuelle



	BT 01200 CR00	247,00
CROMO- CHROME		
NICHEL-NICKEL	NI00	329,00
NICHEL PVD- NICKEL PVD	PV02	396,00
NICHEL SPAZ - NICKEL MATTE - NICKEL MAT	NI01	344,00
OTTONE PVD - BRASS PVD - LAITON PVD	PV01	396,00
ORO - GOLD - OR 24 CARATS	AU00	840,00
ORO ROSA - ROSE GOLD- OR ROSE	AU02	662,00
ARGENTO - SILVER - ARGENT	AG00	801,00
BRONZO - BRONZE	BZ00	396,00
BRONZO SCURO - DARK BRONZE - BRONZE NOIR	BZ01	396,00




BAMBOO 0/153

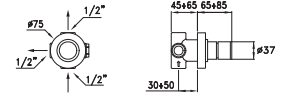
Deviatore/rubinetto per doccia a due vie per installazione da incasso

Two way diverter/shower tap for built-in installation

Robinet/inverseur encastré à 2 sorties pour douche



	BT 01202 CR00	331,00
CROMO- CHROME		
NICHEL-NICKEL	NI00	441,00
NICHEL PVD- NICKEL PVD	PV02	530,00
NICHEL SPAZ - NICKEL MATTE - NICKEL MAT	NI01	461,00
OTTONE PVD - BRASS PVD - LAITON PVD	PV01	530,00
ORO - GOLD - OR 24 CARATS	AU00	1.126,00
ORO ROSA - ROSE GOLD- OR ROSE	AU02	888,00
ARGENTO - SILVER - ARGENT	AG00	1.073,00
BRONZO - BRONZE	BZ00	530,00
BRONZO SCURO - DARK BRONZE - BRONZE NOIR	BZ01	530,00



BAMBOO 0/152- 1/2"

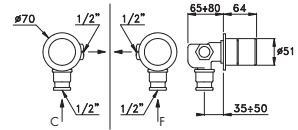
Rubinetto ad angolo a vitone tradizionale, per installazione da incasso a parete

Concealed angle control valve

Robinet d'équerre à encastrer à tête traditionnelle



	BT 01101 CR00	184,00
CROMO- CHROME		
NICHEL-NICKEL	NI00	245,00
NICHEL PVD- NICKEL PVD	PV02	295,00
NICHEL SPAZ - NICKEL MATTE - NICKEL MAT	NI01	256,00
OTTONE PVD - BRASS PVD - LAITON PVD	PV01	295,00
ORO - GOLD - OR 24 CARATS	AU00	626,00
ORO ROSA - ROSE GOLD- OR ROSE	AU02	494,00
ARGENTO - SILVER - ARGENT	AG00	597,00
BRONZO - BRONZE	BZ00	295,00
BRONZO SCURO - DARK BRONZE - BRONZE NOIR	BZ01	295,00



BAMBOO 0/156- 1/2"

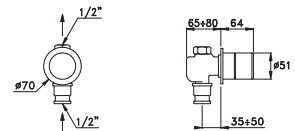
Rubinetto a passaggio diretto a vitone tradizionale, per installazione da incasso a parete

Concealed straight control valve with classic headwork

Robinet droit à encastrer à tête traditionnelle



	BT 01103 CR00	146,00
CROMO- CHROME		
NICHEL-NICKEL	NI00	195,00
NICHEL PVD- NICKEL PVD	PV02	234,00
NICHEL SPAZ - NICKEL MATTE - NICKEL MAT	NI01	203,00
OTTONE PVD - BRASS PVD - LAITON PVD	PV01	234,00
ORO - GOLD - OR 24 CARATS	AU00	497,00
ORO ROSA - ROSE GOLD- OR ROSE	AU02	392,00
ARGENTO - SILVER - ARGENT	AG00	474,00
BRONZO - BRONZE	BZ00	234,00
BRONZO SCURO - DARK BRONZE - BRONZE NOIR	BZ01	234,00



3250MC

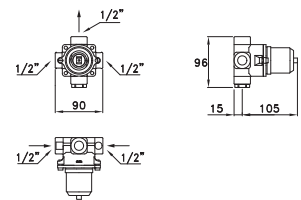
Corpo incasso per miscelatore monocomando per doccia

Built-in unit for single-command shower mixer

Corps encastré pour mitigeur monocommande de douche



	UN 01400 0000	175,00
--	---------------	--------



BAMBOO 3250MC P.V.

Parti in vista per miscelatore monocomando vasca, per installazione da incasso a parete.

Da installare su corpo incasso cod UN 01400 0000

Concealed wall-mounted single-handle washbasin mixer, with spout

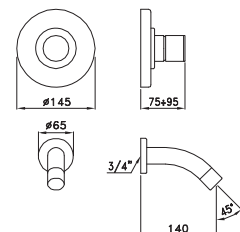
To be installed on built-in part code UN 01400 0000

Mitigeur monocommande à encastrer pour baignoire avec bec.

A installer sur la partie encastrée UN 01400 0000



	BT 01412 CR00	174,00
CROMO- CHROME		
NICHEL-NICKEL	NI00	232,00
NICHEL PVD- NICKEL PVD	PV02	279,00
NICHEL SPAZ - NICKEL MATTE - NICKEL MAT	NI01	242,00
OTTONE PVD - BRASS PVD - LAITON PVD	PV01	279,00
ORO - GOLD - OR 24 CARATS	AU00	592,00
ORO ROSA - ROSE GOLD- OR ROSE	AU02	467,00
ARGENTO - SILVER - ARGENT	AG00	564,00
BRONZO - BRONZE	BZ00	279,00
BRONZO SCURO - DARK BRONZE - BRONZE NOIR	BZ01	279,00



BAMBOO 3250TR

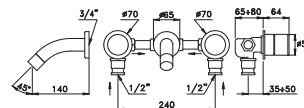
Gruppo tradizionale a 2 manopole per vasca, per installazione da incasso a parete

Concealed wall-mounted twin-control bath mixer

Mélangeur à encastrer à tête traditionnelles pour baignoire



	BT 01302	CR00	469,00
CROMO - CHROME			
NICHEL-NICKEL	NI00		624,00
NICHEL PVD- NICKEL PVD	PV02		751,00
NICHEL SPAZ - NICKEL MATTE - NICKEL MAT	NI01		652,00
OTTONE PVD - BRASS PVD - LAITON PVD	PV01		751,00
ORO - GOLD - OR 24 CARATS	AU00		1.595,00
ORO ROSA - ROSE GOLD- OR ROSE	AU02		1.257,00
ARGENTO - SILVER - ARGENT	AG00		1.520,00
BRONZO - BRONZE	BZ00		751,00
BRONZO SCURO - DARK BRONZE - BRONZE NOIR	BZ01		751,00



BAMBOO 3254MC

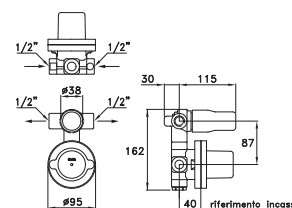
Gruppo incasso per 3254MC

Concealed body for 3254MC

Partie encastrée pour Bamboo 3254MC



	UN 01401	0000	291,00
--	----------	------	--------



BAMBOO 3254MC P.V.

Parti in vista per 3254, gruppo miscelatore per vasca doccia da incasso con deviatore automatico

Da abbinare al corpo incasso cod. UN 01401 0000

Concealed wall mounted single-handle bath & shower mixer, automatic diverter

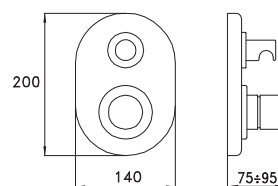
To be installed on built-in part code UN 01401 0000

Mitigeur monocommande à encastrer pour bain douche avec inverseur automatique

A installer sur la partie encastrée UN 01401 0000



	BT 01405	CR00	113,00
CROMO - CHROME			
NICHEL-NICKEL	NI00		151,00
NICHEL PVD- NICKEL PVD	PV02		181,00
NICHEL SPAZ - NICKEL MATTE - NICKEL MAT	NI01		158,00
OTTONE PVD - BRASS PVD - LAITON PVD	PV01		181,00
ORO - GOLD - OR 24 CARATS	AU00		385,00
ORO ROSA - ROSE GOLD- OR ROSE	AU02		303,00
ARGENTO - SILVER - ARGENT	AG00		367,00
BRONZO - BRONZE	BZ00		181,00
BRONZO SCURO - DARK BRONZE - BRONZE NOIR	BZ01		181,00



BAMBOO 3254TR

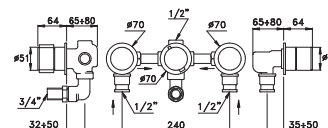
Gruppo tradizionale a 2 monopole per vasca/doccia per installazione da incasso a parete, deviatore manuale

Concealed wall-mounted twin-control bath & shower mixer, manual diverter

Mélangeur à encastrer à têtes traditionnelles pour baignoire avec inverseur manuel



	BT 01301	CR00	650,00
CROMO - CHROME			
NICHEL-NICKEL	NI00		865,00
NICHEL PVD- NICKEL PVD	PV02		1.040,00
NICHEL SPAZ - NICKEL MATTE - NICKEL MAT	NI01		904,00
OTTONE PVD - BRASS PVD - LAITON PVD	PV01		1.040,00
ORO - GOLD - OR 24 CARATS	AU00		2.210,00
ORO ROSA - ROSE GOLD- OR ROSE	AU02		1.742,00
ARGENTO - SILVER - ARGENT	AG00		2.106,00
BRONZO - BRONZE	BZ00		1.040,00
BRONZO SCURO - DARK BRONZE - BRONZE NOIR	BZ01		1.040,00



BAMBOO 3255TR

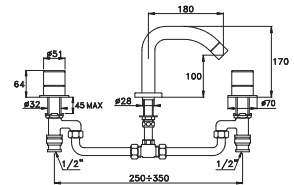
Gruppo vasca tradizionale a 2 manopole per installazione su bordo vasca

Deck-mounted twin-control bath mixer

Mélangeur de baignoire à têtes traditionnelles, pour installation horizontale



	BT 02306 CR00	590,00
CROMO- CHROME	BT 02306 CR00	590,00
NICHEL-NICKEL	NI00	785,00
NICHEL PVD- NICKEL PVD	PV02	944,00
NICHEL SPAZ - NICKEL MATTE - NICKEL MAT	NI01	821,00
OTTONE PVD - BRASS PVD - LAITON PVD	PV01	944,00
ORO - GOLD - OR 24 CARATS	AU00	2.006,00
ORO ROSA - ROSE GOLD- OR ROSE	AU02	1.582,00
ARGENTO - SILVER - ARGENT	AG00	1.912,00
BRONZO - BRONZE	BZ00	944,00
BRONZO SCURO -DARK BRONZE - BRONZE NOIR	BZ01	944,00



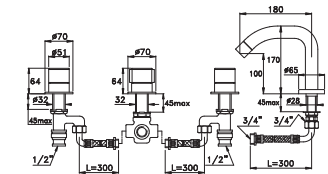
BAMBOO 3256TR

Gruppo vasca/doccia tradizionale per installazione su bordo vasca completo di deviatore manuale

Deck-mounted twin-control bath & shower mixer with manual diverter

Mélangeur de baignoire traditionnelle à 2 poignées pour installation horizontale, déviateur manuel

	BT 02311 CR00	831,00
CROMO- CHROME	BT 02311 CR00	831,00
NICHEL-NICKEL	NI00	1.106,00
NICHEL PVD- NICKEL PVD	PV02	1.330,00
NICHEL SPAZ - NICKEL MATTE - NICKEL MAT	NI01	1.156,00
OTTONE PVD - BRASS PVD - LAITON PVD	PV01	1.330,00
ORO - GOLD - OR 24 CARATS	AU00	2.826,00
ORO ROSA - ROSE GOLD- OR ROSE	AU02	2.228,00
ARGENTO - SILVER - ARGENT	AG00	2.693,00
BRONZO - BRONZE	BZ00	1.330,00
BRONZO SCURO -DARK BRONZE - BRONZE NOIR	BZ01	1.330,00



TC

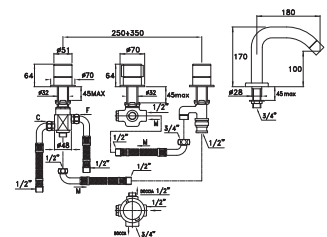
BAMBOO 3256TRTC

Gruppo vasca/doccia tradizionale per installazione su bordo vasca completo di deviatore manuale, e doccia a mano, con sistema di miscelazione TC

Deck-mounted twin-control bath & shower mixer with manual diverter and hand shower, with TC mixing system

Mélangeur de baignoire traditionnelle à 2 poignées et avec à déviateur manuel, pour installation horizontale, complet de douche à la main et et avec système de mélange TC

	BT 02312 CR00	1185,00
CROMO- CHROME	BT 02312 CR00	1185,00
NICHEL-NICKEL	NI00	1.577,00
NICHEL PVD- NICKEL PVD	PV02	1.896,00
NICHEL SPAZ - NICKEL MATTE - NICKEL MAT	NI01	1.648,00
OTTONE PVD - BRASS PVD - LAITON PVD	PV01	1.896,00
ORO - GOLD - OR 24 CARATS	AU00	4.029,00
ORO ROSA - ROSE GOLD- OR ROSE	AU02	3.176,00
ARGENTO - SILVER - ARGENT	AG00	3.840,00
BRONZO - BRONZE	BZ00	1.896,00
BRONZO SCURO -DARK BRONZE - BRONZE NOIR	BZ01	1.896,00



Sistema di miscelazione TC: la maniglia sinistra regola la temperatura quella di destra regola la portata | TC Mixing system: left handle controls temperature, while right handle controls water flow
Système de mélange TC: mitigeur thermostatique à gauche, robinet ouverture/fermeture à droite

BAMBOO 3267/306

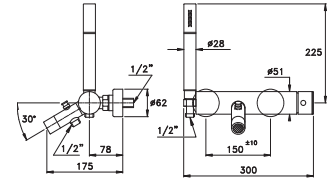
Gruppo monocomando per vasca doccia, per installazione esterna a parete, completo di doccia a mano e deviatore fornito di dispositivo di ritorno semi automatico alla posizione vasca

Exposed wall-mounted single-handle bath & shower mixer, with automatic return to bath position diverter, hand shower with.

Mitigeur monocommande mural apparent pour bain douche, avec inverseur automatique, douche



	BT 02004	CR00	486,00
CROMO- CHROME			
NICHEL-NICKEL	NI00		647,00
NICHEL PVD- NICKEL PVD	PV02		778,00
NICHEL SPAZ - NICKEL MATTE - NICKEL MAT	NI01		676,00
OTTONE PVD - BRASS PVD - LAITON PVD	PV01		778,00
ORO - GOLD - OR 24 CARATS	AU00		1.653,00
ORO ROSA - ROSE GOLD- OR ROSE	AU02		1.303,00
ARGENTO - SILVER - ARGENT	AG00		1.575,00
BRONZO - BRONZE	BZ00		778,00
BRONZO SCURO - DARK BRONZE - BRONZE NOIR	BZ01		778,00



BAMBOO 3267RG306

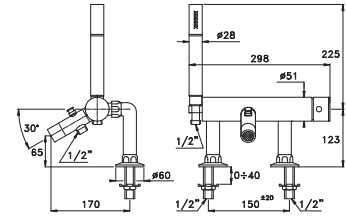
Gruppo monocomando per vasca doccia, con raccordi RG per installazione su bordo vasca, completo di doccia a mano e deviatore fornito di dispositivo di ritorno semi automatico alla posizione vasca

Exposed single-handle bath & shower mixer with RG unions for bath deck-mounting, automatic return to bath position diverter, hand shower with.

Mitigeur monocommande apparent pour bain douche avec raccords sur gorge pour installation sur le bord de la baignoire, inverseur automatique, douche.



	BT 02005	CR00	560,00
CROMO- CHROME			
NICHEL-NICKEL	NI00		745,00
NICHEL PVD- NICKEL PVD	PV02		896,00
NICHEL SPAZ - NICKEL MATTE - NICKEL MAT	NI01		779,00
OTTONE PVD - BRASS PVD - LAITON PVD	PV01		896,00
ORO - GOLD - OR 24 CARATS	AU00		1.904,00
ORO ROSA - ROSE GOLD- OR ROSE	AU02		1.501,00
ARGENTO - SILVER - ARGENT	AG00		1.815,00
BRONZO - BRONZE	BZ00		896,00
BRONZO SCURO - DARK BRONZE - BRONZE NOIR	BZ01		896,00



BAMBOO 3267CL306

Gruppo monocomando per vasca doccia, con montanti da pavimento, completo di doccia a mano e deviatore fornito di dispositivo di ritorno semi automatico alla posizione vasca

Per una migliore sicurezza d'installazione, si consiglia l'utilizzo del collare di sostegno art. 276 di seguito illustrato.

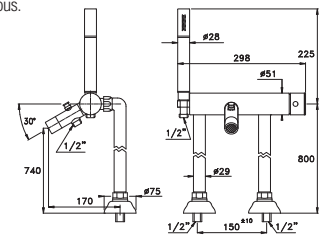
Exposed single-handle bath & shower mixer with with free-standing floor legs, automatic return to bath position diverter, hand shower. For safer installation of this article we suggest to use the fastening collar ref.276

Mitigeur monocommande apparent pour bain douche avec colonnes au sol, inverseur automatique, ensemble de douche.

Pour une meilleure sécurité de l'installation, nous recommandons l'utilisation du collier de support. 276 décrit ci-dessous.



	BT 02006	CR00	886,00
CROMO- CHROME			
NICHEL-NICKEL	NI00		1.179,00
NICHEL PVD- NICKEL PVD	PV02		1.418,00
NICHEL SPAZ - NICKEL MATTE - NICKEL MAT	NI01		1.232,00
OTTONE PVD - BRASS PVD - LAITON PVD	PV01		1.418,00
ORO - GOLD - OR 24 CARATS	AU00		3.013,00
ORO ROSA - ROSE GOLD- OR ROSE	AU02		2.375,00
ARGENTO - SILVER - ARGENT	AG00		2.871,00
BRONZO - BRONZE	BZ00		1.418,00
BRONZO SCURO - DARK BRONZE - BRONZE NOIR	BZ01		1.418,00



276

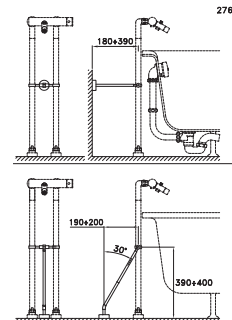
Collare di sostegno per gruppi vasca doccia con montanti da pavimento di diametro 29 mm, predisposto per fissaggio al pavimento oppure alla parete

Fastening collar for bath & shower mixers, to used with 29 mm diameter free-standing floor legs. It can be stuck on the floor or on the wall

Collier pour colonnes au sol diamètre 29mm, prévu pour fixation au sol ou au mur



	UN 09101	CR00	302,00
CROMO- CHROME			
NICHEL-NICKEL	NI00		402,00
NICHEL PVD- NICKEL PVD	PV02		484,00
NICHEL SPAZ - NICKEL MATTE - NICKEL MAT	NI01		420,00
OTTONE PVD - BRASS PVD - LAITON PVD	PV01		484,00
ORO - GOLD - OR 24 CARATS	AU00		1.027,00
ORO ROSA - ROSE GOLD- OR ROSE	AU02		810,00
ARGENTO - SILVER - ARGENT	AG00		979,00
BRONZO - BRONZE	BZ00		484,00
BRONZO SCURO - DARK BRONZE - BRONZE NOIR	BZ01		484,00



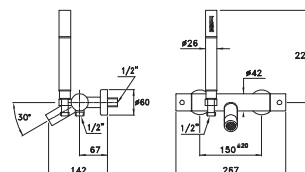
BAMBOO 3267TM306

Gruppo termostatico vasca/doccia da esterno, completo di doccia a mano e deviatore manuale

External thermostatic mixer for bathtub/shower, hand-held shower and manual diverter

Mitigeur thermostatique bain-douche apparent avec douchette et inverseur manuel

	UN 02101 CR00	732,00
CROMO- CHROME		
NICHEL-NICKEL	NI00	974,00
NICHEL PVD- NICKEL PVD	PV02	1.172,00
NICHEL SPAZ - NICKEL MATTE - NICKEL MAT	NI01	1.018,00
OTTONE PVD - BRASS PVD - LAITON PVD	PV01	1.172,00
ORO - GOLD - OR 24 CARATS	AU00	2.489,00
ORO ROSA - ROSE GOLD- OR ROSE	AU02	1.962,00
ARGENTO - SILVER - ARGENT	AG00	2.372,00
BRONZO - BRONZE	BZ00	1.172,00
BRONZO SCURO -DARK BRONZE - BRONZE NOIR	BZ01	1.172,00



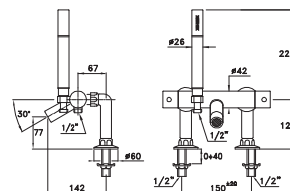
BAMBOO 3267TMRG306

Gruppo termostatico vasca/doccia con raccordi RG per installazione su bordo vasca completo di doccia a mano e deviatore manuale

External thermostatic mixer for bathtub/shower with RG unions for bath deck-mounting, complete hand-held shower and manual diverter

Mitigeur thermostatique bain-douche apparent avec raccords sur gorge pour installation sur le bord de la baignoire, douchette et inverseur manuel

	UN 02102 CR00	807,00
CROMO- CHROME		
NICHEL-NICKEL	NI00	1.074,00
NICHEL PVD- NICKEL PVD	PV02	1.292,00
NICHEL SPAZ - NICKEL MATTE - NICKEL MAT	NI01	1.122,00
OTTONE PVD - BRASS PVD - LAITON PVD	PV01	1.292,00
ORO - GOLD - OR 24 CARATS	AU00	2.744,00
ORO ROSA - ROSE GOLD- OR ROSE	AU02	2.163,00
ARGENTO - SILVER - ARGENT	AG00	2.615,00
BRONZO - BRONZE	BZ00	1.292,00
BRONZO SCURO -DARK BRONZE - BRONZE NOIR	BZ01	1.292,00



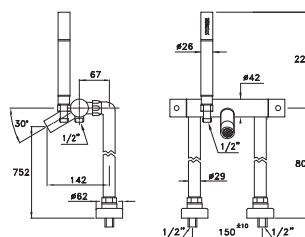
BAMBOO 3267TMCL306

Gruppo termostatico vasca/doccia con montanti da pavimento completo di doccia a mano e deviatore manuale

External thermostatic mixer for bathtub/shower but with free-standing floor legs, complete hand-held shower and manual diverter

Mitigeur thermostatique apparent pour bain douche avec colonnes au sol avec ensemble de douchette

	UN 02103 CR00	1132,00
CROMO- CHROME		
NICHEL-NICKEL	NI00	1.506,00
NICHEL PVD- NICKEL PVD	PV02	1.812,00
NICHEL SPAZ - NICKEL MATTE - NICKEL MAT	NI01	1.574,00
OTTONE PVD - BRASS PVD - LAITON PVD	PV01	1.812,00
ORO - GOLD - OR 24 CARATS	AU00	3.849,00
ORO ROSA - ROSE GOLD- OR ROSE	AU02	3.034,00
ARGENTO - SILVER - ARGENT	AG00	3.668,00
BRONZO - BRONZE	BZ00	1.812,00
BRONZO SCURO -DARK BRONZE - BRONZE NOIR	BZ01	1.812,00



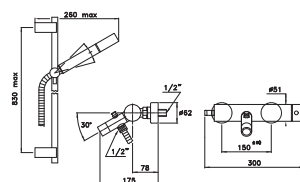
BAMBOO 3267/302-6

Gruppo monocomando per vasca/doccia per installazione esterna a parete, deviatore con ritorno automatico, asta a parete, supporto scorrevole e doccia a mano

Exposed wall-mounted single-handle bath & shower mixer, bracket for hand shower with automatic return diverter and wall-mounted slider bar, sliding jointed support and hand shower.

Mitigeur bain douche apparent avec ensemble douchette sur barre

	BT 02007 CROO	650,00
CROMO- CHROME	BT 02007 CROO	650,00
NICHEL-NICKEL	NI00	865,00
NICHEL PVD- NICKEL PVD	PV02	1.040,00
NICHEL SPAZ - NICKEL MATTE - NICKEL MAT	NI01	904,00
OTTONE PVD - BRASS PVD - LAITON PVD	PV01	1.040,00
ORO - GOLD - OR 24 CARATS	AU00	2.210,00
ORO ROSA - ROSE GOLD- OR ROSE	AU02	1.742,00
ARGENTO - SILVER - ARGENT	AG00	2.106,00
BRONZO - BRONZE	BZ00	1.040,00
BRONZO SCURO - DARK BRONZE - BRONZE NOIR	BZ01	1.040,00



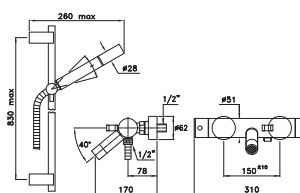
BAMBOO 3267TM/302-6

Gruppo termostatico per vasca/doccia per installazione esterna a parete, deviatore con ritorno automatico, asta a parete, supporto scorrevole e doccia a mano

Exposed wall-mounted thermostatic bath & shower mixer, bracket for hand shower with automatic return diverter and wall-mounted slider bar, sliding jointed support and hand shower.

Mitigeur thermostatique bain douche apparent avec ensemble douchette sur barre

	UN 02104 CROO	898,00
CROMO- CHROME	UN 02104 CROO	898,00
NICHEL-NICKEL	NI00	1.195,00
NICHEL PVD- NICKEL PVD	PV02	1.437,00
NICHEL SPAZ - NICKEL MATTE - NICKEL MAT	NI01	1.249,00
OTTONE PVD - BRASS PVD - LAITON PVD	PV01	1.437,00
ORO - GOLD - OR 24 CARATS	AU00	3.054,00
ORO ROSA - ROSE GOLD- OR ROSE	AU02	2.407,00
ARGENTO - SILVER - ARGENT	AG00	2.910,00
BRONZO - BRONZE	BZ00	1.437,00
BRONZO SCURO - DARK BRONZE - BRONZE NOIR	BZ01	1.437,00



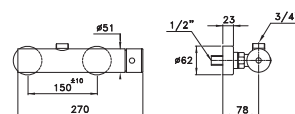
BAMBOO 3283

Gruppo monocomando per doccia per installazione esterna a parete, con uscita verso l'alto

Exposed wall-mounted single-handle shower mixer, with upward water outlet

Mitigeur de douche apparent avec sortie vers le haut.

	BT 02400 CROO	379,00
CROMO- CHROME	BT 02400 CROO	379,00
NICHEL-NICKEL	NI00	505,00
NICHEL PVD- NICKEL PVD	PV02	607,00
NICHEL SPAZ - NICKEL MATTE - NICKEL MAT	NI01	527,00
OTTONE PVD - BRASS PVD - LAITON PVD	PV01	607,00
ORO - GOLD - OR 24 CARATS	AU00	1.289,00
ORO ROSA - ROSE GOLD- OR ROSE	AU02	1.016,00
ARGENTO - SILVER - ARGENT	AG00	1.228,00
BRONZO - BRONZE	BZ00	607,00
BRONZO SCURO - DARK BRONZE - BRONZE NOIR	BZ01	607,00



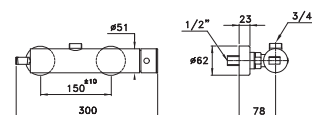
BAMBOO 3283C

Gruppo monocomando per doccia per installazione esterna a parete, con uscita verso l'alto e completo di supporto per doccia

Exposed wall-mounted single-handle shower mixer, with upward water outlet and bracket for hand shower

Mitigeur de douche apparent avec sortie vers le haut et avec support douchette

	UN 02401 CROO	394,00
CROMO- CHROME	UN 02401 CROO	394,00
NICHEL-NICKEL	NI00	525,00
NICHEL PVD- NICKEL PVD	PV02	631,00
NICHEL SPAZ - NICKEL MATTE - NICKEL MAT	NI01	548,00
OTTONE PVD - BRASS PVD - LAITON PVD	PV01	631,00
ORO - GOLD - OR 24 CARATS	AU00	1.340,00
ORO ROSA - ROSE GOLD- OR ROSE	AU02	1.056,00
ARGENTO - SILVER - ARGENT	AG00	1.277,00
BRONZO - BRONZE	BZ00	631,00
BRONZO SCURO - DARK BRONZE - BRONZE NOIR	BZ01	631,00



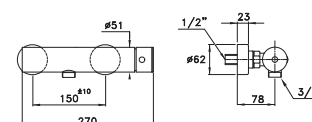
BAMBOO 3283A

Gruppo monocomando per doccia per installazione esterna a parete, con uscita verso il basso

Exposed wall-mounted single-handle shower mixer, with downward water outlet.

Mitigeur de douche apparent avec sortie vers le bas

	UN 02402 CROO	379,00
CROMO- CHROME	UN 02402 CROO	379,00
NICHEL-NICKEL	NI00	505,00
NICHEL PVD- NICKEL PVD	PV02	607,00
NICHEL SPAZ - NICKEL MATTE - NICKEL MAT	NI01	527,00
OTTONE PVD - BRASS PVD - LAITON PVD	PV01	607,00
ORO - GOLD - OR 24 CARATS	AU00	1.289,00
ORO ROSA - ROSE GOLD- OR ROSE	AU02	1.016,00
ARGENTO - SILVER - ARGENT	AG00	1.228,00
BRONZO - BRONZE	BZ00	607,00
BRONZO SCURO - DARK BRONZE - BRONZE NOIR	BZ01	607,00



BAMBOO 3283AC

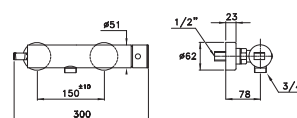
Gruppo monocomando per doccia per installazione esterna a parete, con uscita verso completo di supporto per doccetta



Exposed wall-mounted single-handle shower mixer, with downward water outlet and bracket for hand shower

Mitigeur de douche apparent avec sortie vers le bas, avec support douchette

	BT 02403 CR00	394,00
CROMO- CHROME	BT 02403 CR00	394,00
NICHEL-NICKEL	NI00	525,00
NICHEL PVD- NICKEL PVD	PV02	631,00
NICHEL SPAZ - NICKEL MATTE - NICKEL MAT	NI01	548,00
OTTONE PVD - BRASS PVD - LAITON PVD	PV01	631,00
ORO - GOLD - OR 24 CARATS	AU00	1.340,00
ORO ROSA - ROSE GOLD- OR ROSE	AU02	1.056,00
ARGENTO - SILVER - ARGENT	AG00	1.277,00
BRONZO - BRONZE	BZ00	631,00
BRONZO SCURO -DARK BRONZE - BRONZE NOIR	BZ01	631,00



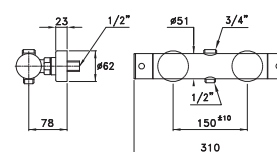

BAMBOO 3287TM

Gruppo termostatico doccia da esterno, con deviazione manuale a 2 uscite

External thermostatic mixer for shower, with 2-outlet manual diverting

Mitigeur thermostatique bain-douche apparent avec inverseur manuel à 2 sorties

	UN 02600 CR00	544,00
CROMO- CHROME	UN 02600 CR00	544,00
NICHEL-NICKEL	NI00	724,00
NICHEL PVD- NICKEL PVD	PV02	871,00
NICHEL SPAZ - NICKEL MATTE - NICKEL MAT	NI01	757,00
OTTONE PVD - BRASS PVD - LAITON PVD	PV01	871,00
ORO - GOLD - OR 24 CARATS	AU00	1.850,00
ORO ROSA - ROSE GOLD- OR ROSE	AU02	1.458,00
ARGENTO - SILVER - ARGENT	AG00	1.763,00
BRONZO - BRONZE	BZ00	871,00
BRONZO SCURO -DARK BRONZE - BRONZE NOIR	BZ01	871,00



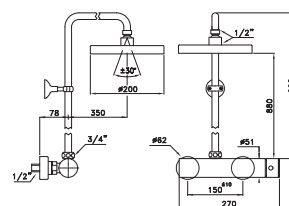
BAMBOO 3283/301-200

Gruppo monocomando per doccia per installazione esterna a parete, completo di tubo doccia e soffione tondo da 200 mm

Exposed wall-mounted single-handle shower mixer, with exposed rigid shower pipe and shower head diameter 200 mm

Mitigeur de douche apparent avec colonne et pomme de douche de 200mm

	BT 02414 CR00	982,00
CROMO- CHROME	BT 02414 CR00	982,00
NICHEL-NICKEL	NI00	1.307,00
NICHEL PVD- NICKEL PVD	PV02	1.572,00
NICHEL SPAZ - NICKEL MATTE - NICKEL MAT	NI01	1.365,00
OTTONE PVD - BRASS PVD - LAITON PVD	PV01	1.572,00
ORO - GOLD - OR 24 CARATS	AU00	3.339,00
ORO ROSA - ROSE GOLD- OR ROSE	AU02	2.632,00
ARGENTO - SILVER - ARGENT	AG00	3.182,00
BRONZO - BRONZE	BZ00	1.572,00
BRONZO SCURO -DARK BRONZE - BRONZE NOIR	BZ01	1.572,00



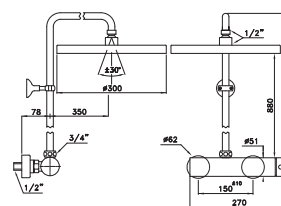
BAMBOO 3283/301-300

Gruppo monocomando per doccia per installazione esterna a parete, completo di tubo doccia e soffione tondo da 300 mm

Exposed wall-mounted single-handle shower mixer, with exposed rigid shower pipe and shower head diameter 300 mm

Mitigeur de douche apparent avec colonne et pomme de douche de 300mm

	BT 02415 CR00	1283,00
CROMO- CHROME	BT 02415 CR00	1283,00
NICHEL-NICKEL	NI00	1.707,00
NICHEL PVD- NICKEL PVD	PV02	2.053,00
NICHEL SPAZ - NICKEL MATTE - NICKEL MAT	NI01	1.784,00
OTTONE PVD - BRASS PVD - LAITON PVD	PV01	2.053,00
ORO - GOLD - OR 24 CARATS	AU00	4.363,00
ORO ROSA - ROSE GOLD- OR ROSE	AU02	3.439,00
ARGENTO - SILVER - ARGENT	AG00	4.157,00
BRONZO - BRONZE	BZ00	2.053,00
BRONZO SCURO -DARK BRONZE - BRONZE NOIR	BZ01	2.053,00



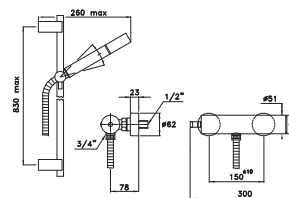
BAMBOO 3283AC/302-6

Gruppo monocomando per doccia per installazione esterna a parete, con asta a parete, supporto scorrevole e doccia a mano

Exposed wall-mounted single-handle shower mixer, bracket for hand shower, wall-mounted slider bar, sliding jointed support and hand shower

Mitigeur de douche apparent avec Ensemble douchette sur barre

	BT 02420 CR00	635,00
CROMO- CHROME	BT 02420 CR00	635,00
NICHEL-NICKEL	NI00	845,00
NICHEL PVD- NICKEL PVD	PV02	1.016,00
NICHEL SPAZ - NICKEL MATTE - NICKEL MAT	NI01	883,00
OTTONE PVD - BRASS PVD - LAITON PVD	PV01	1.016,00
ORO - GOLD - OR 24 CARATS	AU00	2.159,00
ORO ROSA - ROSE GOLD- OR ROSE	AU02	1.702,00
ARGENTO - SILVER - ARGENT	AG00	2.058,00
BRONZO - BRONZE	BZ00	1.016,00
BRONZO SCURO -DARK BRONZE - BRONZE NOIR	BZ01	1.016,00



BAMBOO 3287/304-200

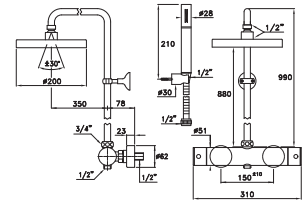
Gruppo termostatico doccia da esterno, completo di tubo doccia rigido modello 301 e soffione tondo art 316A da 200 mm

Exposed wall-mounted thermostatic mixer, with exposed rigid shower pipe ref. 301, hand shower 304, and shower head ref. 316A, diameter 200 mm

Mitigeur thermostatique bain-douche apparent avec colonne et pomme de douche de 200mm, douchette mural 304



	UN 02610	CR00	1265,00
CROMO- CHROME			
NICHEL-NICKEL	NI00		1.683,00
NICHEL PVD- NICKEL PVD	PV02		2.024,00
NICHEL SPAZ - NICKEL MATTE - NICKEL MAT	NI01		1.759,00
OTTONE PVD - BRASS PVD - LAITON PVD	PV01		2.024,00
ORO - GOLD - OR 24 CARATS	AU00		4.301,00
ORO ROSA - ROSE GOLD- OR ROSE	AU02		3.391,00
ARGENTO - SILVER - ARGENT	AG00		4.099,00
BRONZO - BRONZE	BZ00		2.024,00
BRONZO SCURO - DARK BRONZE - BRONZE NOIR	BZ01		2.024,00



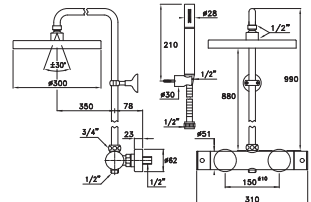
BAMBOO 3287/304-300

Gruppo termostatico doccia da esterno, completo di tubo doccia rigido modello 301 e soffione tondo art 316A da 300 mm

Exposed wall-mounted thermostatic mixer, with exposed rigid shower pipe ref. 301, hand shower 304, and shower head ref. 316A, diameter 300 mm

Mitigeur thermostatique bain-douche apparent avec colonne et pomme de douche de 300mm, douchette mural 304

	UN 02611	CR00	1566,00
CROMO- CHROME			
NICHEL-NICKEL	NI00		2.083,00
NICHEL PVD- NICKEL PVD	PV02		2.506,00
NICHEL SPAZ - NICKEL MATTE - NICKEL MAT	NI01		2.177,00
OTTONE PVD - BRASS PVD - LAITON PVD	PV01		2.506,00
ORO - GOLD - OR 24 CARATS	AU00		5.325,00
ORO ROSA - ROSE GOLD- OR ROSE	AU02		4.197,00
ARGENTO - SILVER - ARGENT	AG00		5.074,00
BRONZO - BRONZE	BZ00		2.506,00
BRONZO SCURO - DARK BRONZE - BRONZE NOIR	BZ01		2.506,00



BAMBOO 3292MC

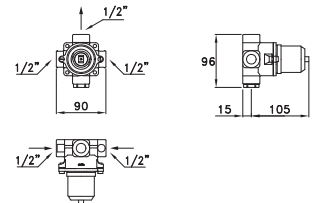
Corpo incasso per miscelatore monocomando per doccia

Built-in unit for single-command shower mixer

Corps encastré pour mitigeur monocommande de douche



	UN 01400	0000	175,00



BAMBOO 3292MC

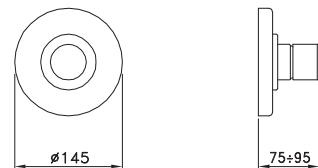
Parti in vista per miscelatore monocomando per doccia, per installazione da incasso a parete.

Concealed wall-mounted single-handle shower mixer

Mitigeur monocommande à encastrer pour douche.



	BT 01410	CR00	101,00
CROMO- CHROME			
NICHEL-NICKEL	NI00		135,00
NICHEL PVD- NICKEL PVD	PV02		162,00
NICHEL SPAZ - NICKEL MATTE - NICKEL MAT	NI01		141,00
OTTONE PVD - BRASS PVD - LAITON PVD	PV01		162,00
ORO - GOLD - OR 24 CARATS	AU00		344,00
ORO ROSA - ROSE GOLD- OR ROSE	AU02		271,00
ARGENTO - SILVER - ARGENT	AG00		328,00
BRONZO - BRONZE	BZ00		162,00
BRONZO SCURO - DARK BRONZE - BRONZE NOIR	BZ01		162,00



BAMBOO 3292TR

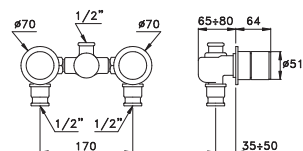
Gruppo tradizionale a 2 manopole per doccia, per installazione da incasso a parete

Concealed wall-mounted twin-control shower mixer

Mélangeur à encastrer à têtes traditionnelles pour douche



	BT 01300	CR00	394,00
CROMO- CHROME			
NICHEL-NICKEL	NI00		525,00
NICHEL PVD- NICKEL PVD	PV02		631,00
NICHEL SPAZ - NICKEL MATTE - NICKEL MAT	NI01		548,00
OTTONE PVD - BRASS PVD - LAITON PVD	PV01		631,00
ORO - GOLD - OR 24 CARATS	AU00		1340,00
ORO ROSA - ROSE GOLD- OR ROSE	AU02		1056,00
ARGENTO - SILVER - ARGENT	AG00		1277,00
BRONZO - BRONZE	BZ00		631,00
BRONZO SCURO - DARK BRONZE - BRONZE NOIR	BZ01		631,00





Completamenti

Completions

Compléments

868

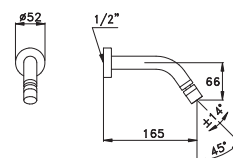
Bocca di erogazione a parete per lavabo, snodata, attacco 1/2"

Wall-mounted washbasin spout, swivelling aerator, union 1/2"

Bec mural pour lavabo 1/2", diamètre, mousseur orientable à la sortie



CROMO- CHROME	UN 09006 CRO0	88,00
NICHEL-NICKEL	NI00	118,00
NICHEL PVD- NICKEL PVD	PV02	141,00
NICHEL SPAZ - NICKEL MATTE - NICKEL MAT	NI01	123,00
OTTONE PVD - BRASS PVD - LAITON PVD	PV01	141,00
ORO - GOLD - OR 24 CARATS	AU00	300,00
ORO ROSA - ROSE GOLD- OR ROSE	AU02	236,00
ARGENTO - SILVER - ARGENT	AG00	286,00
BRONZO - BRONZE	BZ00	141,00
BRONZO SCURO - DARK BRONZE - BRONZE NOIR	BZ01	141,00



861 - 1/2"

Bocca di erogazione a parete con rompigetto aeratore all'uscita e diametro tubo 23 mm (sporgenza da parete a centro uscita 200 mm)

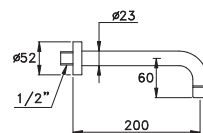
Wall mounted spout with aerator and spout diameter 23 mm

Projection from wall to outlet: 200 mm

Bec mural fixe diameter 23 mm. Mousseur Saille 200 mm



CROMO- CHROME	UN 09004 CRO0	93,00
NICHEL-NICKEL	NI00	125,00
NICHEL PVD- NICKEL PVD	PV02	155,00
NICHEL SPAZ - NICKEL MATTE - NICKEL MAT	NI01	133,00
OTTONE PVD - BRASS PVD - LAITON PVD	PV01	155,00
ORO - GOLD - OR 24 CARATS	AU00	325,00
ORO ROSA - ROSE GOLD- OR ROSE	AU02	260,00
ARGENTO - SILVER - ARGENT	AG00	287,00
BRONZO - BRONZE	BZ00	155,00
BRONZO SCURO - DARK BRONZE - BRONZE NOIR	BZ01	155,00



0/250

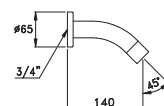
Bocca di erogazione a parete per vasca, attacco 3/4", lunghezza 140 mm

Wall-mounted bath spout, union 3/4", length 140 mm

Bec mural de baignoire 3/4", longueur 140 mm



CROMO- CHROME	UN 09000 CRO0	90,00
NICHEL-NICKEL	NI00	120,00
NICHEL PVD- NICKEL PVD	PV02	144,00
NICHEL SPAZ - NICKEL MATTE - NICKEL MAT	NI01	126,00
OTTONE PVD - BRASS PVD - LAITON PVD	PV01	144,00
ORO - GOLD - OR 24 CARATS	AU00	306,00
ORO ROSA - ROSE GOLD- OR ROSE	AU02	242,00
ARGENTO - SILVER - ARGENT	AG00	292,00
BRONZO - BRONZE	BZ00	144,00
BRONZO SCURO - DARK BRONZE - BRONZE NOIR	BZ01	144,00



0/255

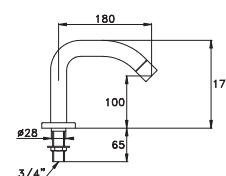
Bocca per installazione su bordo vasca, attacco 3/4"

Bath spout for deck mounting 3/4"

Bec pour installation horizontal de baignoire 3/4"



CROMO- CHROME	UN 09007 CRO0	120,00
NICHEL-NICKEL	NI00	160,00
NICHEL PVD- NICKEL PVD	PV02	192,00
NICHEL SPAZ - NICKEL MATTE - NICKEL MAT	NI01	167,00
OTTONE PVD - BRASS PVD - LAITON PVD	PV01	192,00
ORO - GOLD - OR 24 CARATS	AU00	408,00
ORO ROSA - ROSE GOLD- OR ROSE	AU02	322,00
ARGENTO - SILVER - ARGENT	AG00	389,00
BRONZO - BRONZE	BZ00	192,00
BRONZO SCURO - DARK BRONZE - BRONZE NOIR	BZ01	192,00



0/256

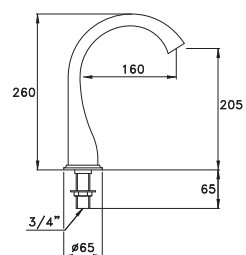
Bocca di erogazione

Bath spout

Bec haute à poser



CROMO- CHROME	UN 09008 CR00	211,00
NICHEL-NICKEL	NI00	281,00
NICHEL PVD- NICKEL PVD	PV02	338,00
NICHEL SPAZ - NICKEL MATTE - NICKEL MAT	NI01	294,00
OTTONE PVD - BRASS PVD - LAITON PVD	PV01	338,00
ORO - GOLD - OR 24 CARATS	AU00	718,00
ORO ROSA - ROSE GOLD- OR ROSE	AU02	566,00
ARGENTO - SILVER - ARGENT	AG00	684,00
BRONZO - BRONZE	BZ00	338,00
BRONZO SCURO -DARK BRONZE - BRONZE NOIR	BZ01	338,00

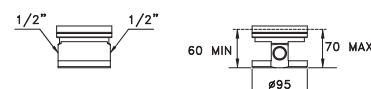


437-8

Corpo incasso per colonne a pavimento

Concealed body for free standing spout

Partie encastré pour bec au sol



UN 01550 0000 330,00

437 P.V.

Bocca a pavimento con rubinetto apertura e chiusura

Da installare su parte incasso codice UN 01550 0000

Free standing spout with flow control valve

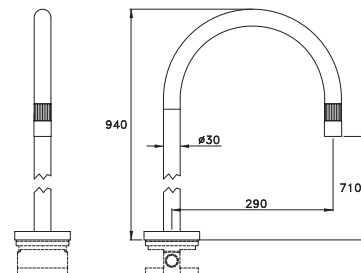
To be installed on built-in part code UN 01550 0000

Bec au sol avec robinet ouverture et fermeture intégré sur le bec

A installer sur la partie encastrée UN 01550 0000



CROMO- CHROME	UN 01500 CR00	607,00
NICHEL-NICKEL	NI00	808,00
NICHEL PVD- NICKEL PVD	PV02	972,00
NICHEL SPAZ - NICKEL MATTE - NICKEL MAT	NI01	844,00
OTTONE PVD - BRASS PVD - LAITON PVD	PV01	972,00
ORO - GOLD - OR 24 CARATS	AU00	2064,00
ORO ROSA - ROSE GOLD- OR ROSE	AU02	1627,00
ARGENTO - SILVER - ARGENT	AG00	1967,00
BRONZO - BRONZE	BZ00	972,00
BRONZO SCURO -DARK BRONZE - BRONZE NOIR	BZ01	972,00



438 P.V.

Bocca a pavimento con rubinetto apertura e chiusura e rubinetto miscelazione

Da installare su parte incasso codice UN 01550 0000

Free standing spout with control valve for opening, closing and mixing water

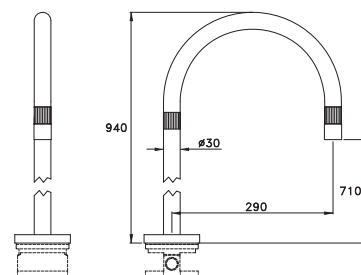
To be installed on built-in part code UN 01550 0000

Bec au sol avec robinet ouverture et fermeture avec mitigeur intégré sur le bec

A installer sur la partie encastrée UN 01550 0000



CROMO- CHROME	UN 01501 CR00	713,00
NICHEL-NICKEL	NI00	949,00
NICHEL PVD- NICKEL PVD	PV02	1141,00
NICHEL SPAZ - NICKEL MATTE - NICKEL MAT	NI01	992,00
OTTONE PVD - BRASS PVD - LAITON PVD	PV01	1141,00
ORO - GOLD - OR 24 CARATS	AU00	2425,00
ORO ROSA - ROSE GOLD- OR ROSE	AU02	1911,00
ARGENTO - SILVER - ARGENT	AG00	2311,00
BRONZO - BRONZE	BZ00	1141,00
BRONZO SCURO -DARK BRONZE - BRONZE NOIR	BZ01	1141,00



358

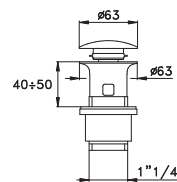
Scarico 1"1/4 per lavabo o bidet con apertura e chiusura del tappo a scatto con comando a pressione

Drain 1"1/4 for basin or bidet with spring-opening and closing with push control

Vidage pour lavabo ou bidet avec commande à pression, type "clic-clac"



	CROMO- CHROME	UN 09200 CR00	79,00
	NICHEL-NICKEL	NI00	110,00
	NICHEL PVD- NICKEL PVD	PV02	134,00
	NICHEL SPAZ - NICKEL MATTE - NICKEL MAT	NI01	116,00
	OTTONE PVD - BRASS PVD - LAITON PVD	PV01	134,00
	ORO - GOLD - OR 24 CARATS	AU00	277,00
	ORO ROSA - ROSE GOLD- OR ROSE	AU02	194,00
	ARGENTO - SILVER - ARGENT	AG00	249,00
	BRONZO - BRONZE	BZ00	134,00
	BRONZO SCURO - DARK BRONZE - BRONZE NOIR	BZ01	134,00



461T

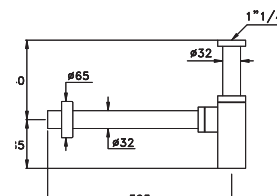
Sifone a "bottiglia"; profilo tondo

Round bottle trap

Siphon bouteille rond



	CROMO- CHROME	UN 09402 CR00	125,00
	NICHEL-NICKEL	NI00	167,00
	NICHEL PVD- NICKEL PVD	PV02	200,00
	NICHEL SPAZ - NICKEL MATTE - NICKEL MAT	NI01	174,00
	OTTONE PVD - BRASS PVD - LAITON PVD	PV01	200,00
	ORO - GOLD - OR 24 CARATS	AU00	425,00
	ORO ROSA - ROSE GOLD- OR ROSE	AU02	335,00
	ARGENTO - SILVER - ARGENT	AG00	405,00
	BRONZO - BRONZE	BZ00	200,00
	BRONZO SCURO - DARK BRONZE - BRONZE NOIR	BZ01	200,00



703T - 3/4"

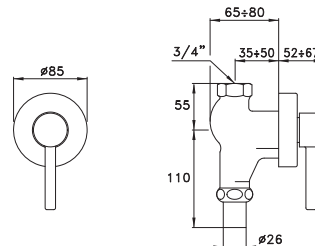
Rubinetto di cacciata per installazione da incasso a parete, con chiusura a vite

Flushing tap, concealed wall-mounting, screw closing valve 3/4"

Robinet de chasse à encastrer à fermeture manuelle



	CROMO- CHROME	BT 08000 CR00	312,00
	NICHEL-NICKEL	NI00	415,00
	NICHEL PVD- NICKEL PVD	PV02	500,00
	NICHEL SPAZ - NICKEL MATTE - NICKEL MAT	NI01	434,00
	OTTONE PVD - BRASS PVD - LAITON PVD	PV01	500,00
	ORO - GOLD - OR 24 CARATS	AU00	1061,00
	ORO ROSA - ROSE GOLD- OR ROSE	AU02	837,00
	ARGENTO - SILVER - ARGENT	AG00	1011,00
	BRONZO - BRONZE	BZ00	500,00
	BRONZO SCURO - DARK BRONZE - BRONZE NOIR	BZ01	500,00



704T - 3/4"

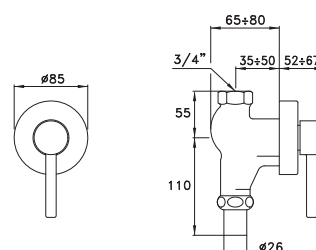
Rubinetto di cacciata per installazione da incasso a parete, con chiusura a molla non ritardata

Flushing tap, concealed wall-mounting, with undelayed spring valve 3/4"

Robinet de chasse à encastrer avec fermeture à ressort non temporisée



	CROMO- CHROME	BT 08100 CR00	318,00
	NICHEL-NICKEL	NI00	423,00
	NICHEL PVD- NICKEL PVD	PV02	509,00
	NICHEL SPAZ - NICKEL MATTE - NICKEL MAT	NI01	443,00
	OTTONE PVD - BRASS PVD - LAITON PVD	PV01	509,00
	ORO - GOLD - OR 24 CARATS	AU00	1082,00
	ORO ROSA - ROSE GOLD- OR ROSE	AU02	853,00
	ARGENTO - SILVER - ARGENT	AG00	1031,00
	BRONZO - BRONZE	BZ00	509,00
	BRONZO SCURO - DARK BRONZE - BRONZE NOIR	BZ01	509,00



3820

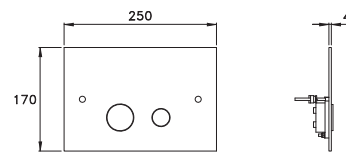
Placca per cassetta di scarico. Compatibile con i sistemi Geberit Sigma UP320 e UP720.

WC Control plate. Compatible with Geberit Sigma systems UP320 e UP720.

Plaque en laiton massif double touche. Compatible avec système Geberit Sigma UP320 et UP 720



	UN	09500	CR00	345,00
CROMO- CHROME				
NICHEL-NICKEL			NI00	480,00
NICHEL PVD- NICKEL PVD			PV02	587,00
NICHEL SPAZ - NICKEL MATTE - NICKEL MAT			NI01	504,00
OTTONE PVD - BRASS PVD - LAITON PVD			PV01	587,00
ORO - GOLD - OR 24 CARATS			AU00	1207,00
ORO ROSA - ROSE GOLD- OR ROSE			AU02	966,00
ARGENTO - SILVER - ARGENT			AG00	1086,00
BRONZO - BRONZE			BZ00	587,00
BRONZO SCURO -DARK BRONZE - BRONZE NOIR			BZ01	587,00



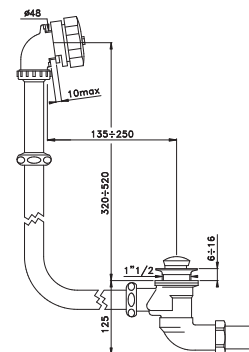
338

Colonna di scarico per vasca con comando a volantino, codolo di uscita in materiale plastico Ø 40 mm

Vertical bath-drain pipe, handwheel control, plastic outlet pipe diameter 40 mm

Vidage de baignoire sans siphon, avec coude de sortie plastique Ø 40 mm

	UN	09203	CR00	287,00
CROMO- CHROME				
NICHEL-NICKEL			NI00	364,00
NICHEL PVD- NICKEL PVD			PV02	424,00
NICHEL SPAZ - NICKEL MATTE - NICKEL MAT			NI01	383,00
OTTONE PVD - BRASS PVD - LAITON PVD			PV01	424,00
ORO - GOLD - OR 24 CARATS			AU00	772,00
ORO ROSA - ROSE GOLD- OR ROSE			AU02	541,00
ARGENTO - SILVER - ARGENT			AG00	680,00
BRONZO - BRONZE			BZ00	424,00
BRONZO SCURO -DARK BRONZE - BRONZE NOIR			BZ01	424,00



338AV

Come 338 ma interamente rifinita per installazione "a vista".

Vertical bath-drain pipe, handwheel control, plastic outlet pipe diameter 38 mm completely finished for installation in sight

Vidage de baignoire sans siphon, avec coude de sortie laiton Ø 38 mm pour installation apparente

	UN	09204	CR00	842,00
CROMO- CHROME				
NICHEL-NICKEL			NI00	1164,00
NICHEL PVD- NICKEL PVD			PV02	1428,00
NICHEL SPAZ - NICKEL MATTE - NICKEL MAT			NI01	1223,00
OTTONE PVD - BRASS PVD - LAITON PVD			PV01	1428,00
ORO - GOLD - OR 24 CARATS			AU00	3462,00
ORO ROSA - ROSE GOLD- OR ROSE			AU02	2424,00
ARGENTO - SILVER - ARGENT			AG00	3070,00
BRONZO - BRONZE			BZ00	1428,00
BRONZO SCURO -DARK BRONZE - BRONZE NOIR			BZ01	1428,00

338S

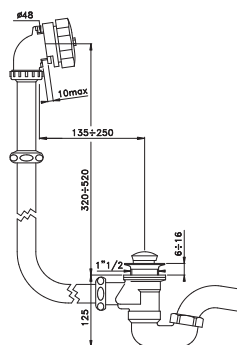
Colonna di scarico per vasca, con comando a volantino, completa di sifone, codolo di uscita in materiale plastico Ø 40 mm (chiusura idraulica 50 mm, secondo la Norma Europea)

Vertical bath-drain pipe, handwheel control, with trap, plastic outlet pipe diameter 40 mm (50 mm trap in conformity with European standards)

Vidage de baignoire avec siphon, coude de sortie plastique Ø 40 mm

Garde d'eau 50 mm, selon la Norme Européenn

	UN	09205	CR00	364,00
CROMO- CHROME				
NICHEL-NICKEL			NI00	440,00
NICHEL PVD- NICKEL PVD			PV02	502,00
NICHEL SPAZ - NICKEL MATTE - NICKEL MAT			NI01	462,00
OTTONE PVD - BRASS PVD - LAITON PVD			PV01	502,00
ORO - GOLD - OR 24 CARATS			AU00	857,00
ORO ROSA - ROSE GOLD- OR ROSE			AU02	600,00
ARGENTO - SILVER - ARGENT			AG00	757,00
BRONZO - BRONZE			BZ00	502,00
BRONZO SCURO -DARK BRONZE - BRONZE NOIR			BZ01	502,00



338SAV

Come 338S ma rifinita per installazione "a vista"

Same as 338S but finished for installation in sight

Idem 338S, chromé pour installation apparente

	UN	09206	CR00	942,00
CROMO- CHROME				
NICHEL-NICKEL			NI00	1318,00
NICHEL PVD- NICKEL PVD			PV02	1613,00
NICHEL SPAZ - NICKEL MATTE - NICKEL MAT			NI01	1384,00
OTTONE PVD - BRASS PVD - LAITON PVD			PV01	1613,00
ORO - GOLD - OR 24 CARATS			AU00	3879,00
ORO ROSA - ROSE GOLD- OR ROSE			AU02	2716,00
ARGENTO - SILVER - ARGENT			AG00	3448,00
BRONZO - BRONZE			BZ00	1613,00
BRONZO SCURO -DARK BRONZE - BRONZE NOIR			BZ01	1613,00

Docce

Shower

Douches

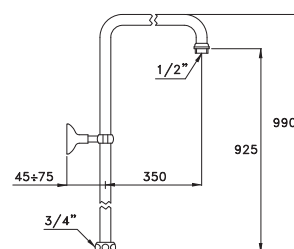
301

Tubo doccia rigido

Rigid shower pipe

Colonne de douche apparente

	UN	03200	CR00	219,00
CROMO- CHROME				
NICHEL-NICKEL			NI00	292,00
NICHEL PVD- NICKEL PVD			PV02	351,00
NICHEL SPAZ - NICKEL MATTE - NICKEL MAT			NI01	305,00
OTTONE PVD - BRASS PVD - LAITON PVD			PV01	351,00
ORO - GOLD - OR 24 CARATS			AU00	745,00
ORO ROSA - ROSE GOLD- OR ROSE			AU02	587,00
ARGENTO - SILVER - ARGENT			AG00	710,00
BRONZO - BRONZE			BZ00	351,00
BRONZO SCURO -DARK BRONZE - BRONZE NOIR			BZ01	351,00



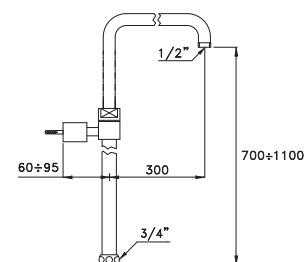
301TB

Tubo doccia Telescopico (altezza regolabile 70-100 cm)

Telescopic Shower pipe (adjustable height 70-110 cm)

Colonne réglable de douche apparent (70 à 110 cm)

	UN	03201	CR00	348,00
CROMO- CHROME				
NICHEL-NICKEL			NI00	463,00
NICHEL PVD- NICKEL PVD			PV02	557,00
NICHEL SPAZ - NICKEL MATTE - NICKEL MAT			NI01	484,00
OTTONE PVD - BRASS PVD - LAITON PVD			PV01	557,00
ORO - GOLD - OR 24 CARATS			AU00	1184,00
ORO ROSA - ROSE GOLD- OR ROSE			AU02	933,00
ARGENTO - SILVER - ARGENT			AG00	1128,00
BRONZO - BRONZE			BZ00	557,00
BRONZO SCURO -DARK BRONZE - BRONZE NOIR			BZ01	557,00



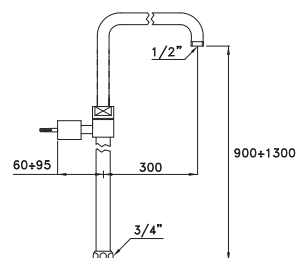
301TA

Tubo doccia Telescopico (altezza regolabile 90-130 cm)

Telescopic Shower pipe (adjustable height 90-130 cm)

Colonne réglable de douche apparent (90 à 130 cm)

	UN	03202	CR00	448,00
CROMO- CHROME				
NICHEL-NICKEL			NI00	596,00
NICHEL PVD- NICKEL PVD			PV02	717,00
NICHEL SPAZ - NICKEL MATTE - NICKEL MAT			NI01	623,00
OTTONE PVD - BRASS PVD - LAITON PVD			PV01	717,00
ORO - GOLD - OR 24 CARATS			AU00	1524,00
ORO ROSA - ROSE GOLD- OR ROSE			AU02	1201,00
ARGENTO - SILVER - ARGENT			AG00	1452,00
BRONZO - BRONZE			BZ00	717,00
BRONZO SCURO -DARK BRONZE - BRONZE NOIR			BZ01	717,00




303BIS

Braccio doccia

Shower arm

Bras de douche

	UN	03204	CR00	114,00
CROMO- CHROME				
NICHEL-NICKEL			NI00	152,00
NICHEL PVD- NICKEL PVD			PV02	183,00
NICHEL SPAZ - NICKEL MATTE - NICKEL MAT			NI01	159,00
OTTONE PVD - BRASS PVD - LAITON PVD			PV01	183,00
ORO - GOLD - OR 24 CARATS			AU00	388,00
ORO ROSA - ROSE GOLD- OR ROSE			AU02	306,00
ARGENTO - SILVER - ARGENT			AG00	370,00
BRONZO - BRONZE			BZ00	183,00
BRONZO SCURO -DARK BRONZE - BRONZE NOIR			BZ01	183,00



303L

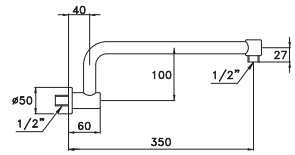
Braccio doccia

Shower arm

Bras de douche



	UN 03205 CR00	147,00
CROMO- CHROME		
NICHEL-NICKEL	NI00	196,00
NICHEL PVD- NICKEL PVD	PV02	236,00
NICHEL SPAZ - NICKEL MATTE - NICKEL MAT	NI01	205,00
OTTONE PVD - BRASS PVD - LAITON PVD	PV01	236,00
ORO - GOLD - OR 24 CARATS	AU00	500,00
ORO ROSA - ROSE GOLD- OR ROSE	AU02	394,00
ARGENTO - SILVER - ARGENT	AG00	477,00
BRONZO - BRONZE	BZ00	236,00
BRONZO SCURO - DARK BRONZE - BRONZE NOIR	BZ01	236,00



311T

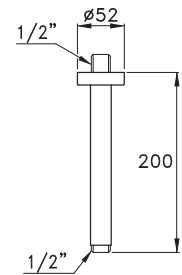
Braccio doccia da soffitto

Ceiling shower arm

Bras de douche plafond



	UN 03215 CR00	114,00
CROMO- CHROME		
NICHEL-NICKEL	NI00	152,00
NICHEL PVD- NICKEL PVD	PV02	183,00
NICHEL SPAZ - NICKEL MATTE - NICKEL MAT	NI01	159,00
OTTONE PVD - BRASS PVD - LAITON PVD	PV01	183,00
ORO - GOLD - OR 24 CARATS	AU00	388,00
ORO ROSA - ROSE GOLD- OR ROSE	AU02	306,00
ARGENTO - SILVER - ARGENT	AG00	370,00
BRONZO - BRONZE	BZ00	183,00
BRONZO SCURO - DARK BRONZE - BRONZE NOIR	BZ01	183,00



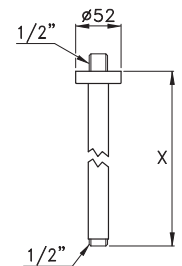
311TAR

Braccio doccia da soffitto, lunghezza a richiesta

Ceiling mounted shower arm, lenght on request

Bras de douche de plafond, longueur sur demande

	UN 03216 CR00	144,00
CROMO- CHROME		
NICHEL-NICKEL	NI00	192,00
NICHEL PVD- NICKEL PVD	PV02	231,00
NICHEL SPAZ - NICKEL MATTE - NICKEL MAT	NI01	201,00
OTTONE PVD - BRASS PVD - LAITON PVD	PV01	231,00
ORO - GOLD - OR 24 CARATS	AU00	490,00
ORO ROSA - ROSE GOLD- OR ROSE	AU02	386,00
ARGENTO - SILVER - ARGENT	AG00	467,00
BRONZO - BRONZE	BZ00	231,00
BRONZO SCURO - DARK BRONZE - BRONZE NOIR	BZ01	231,00



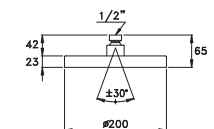
316A-200

Soffione a pioggia, modello sottile, con fondello smontabile a sistema anticalcare, orientabile con raccordo a snodo sferico - Ø 200 mm

Rain shower head, thin model, removable antilimestone system base, swinging ball-joint union, diameter 200 mm

Pomme de douche orientable à rotule, diamètre 200mm, équipée d'un système anti-calcaire

	UN 03005 CR00	318,00
CROMO- CHROME		
NICHEL-NICKEL	NI00	423,00
NICHEL PVD- NICKEL PVD	PV02	509,00
NICHEL SPAZ - NICKEL MATTE - NICKEL MAT	NI01	443,00
OTTONE PVD - BRASS PVD - LAITON PVD	PV01	509,00
ORO - GOLD - OR 24 CARATS	AU00	1082,00
ORO ROSA - ROSE GOLD- OR ROSE	AU02	853,00
ARGENTO - SILVER - ARGENT	AG00	1031,00
BRONZO - BRONZE	BZ00	509,00
BRONZO SCURO - DARK BRONZE - BRONZE NOIR	BZ01	509,00



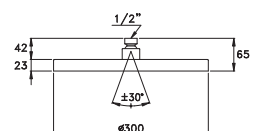
316A-300

Soffione a pioggia, modello sottile, con fondello smontabile a sistema anticalcare, orientabile con raccordo a snodo sferico - Ø 300 mm

Rain shower head, thin model, removable antilimestone system base, swinging ball-joint union, diameter 300 mm

Pomme de douche orientable à rotule, diamètre 300mm, équipée d'un système anti-calcaire

	UN 03006 CR00	608,00
CROMO- CHROME		
NICHEL-NICKEL	NI00	809,00
NICHEL PVD- NICKEL PVD	PV02	973,00
NICHEL SPAZ - NICKEL MATTE - NICKEL MAT	NI01	846,00
OTTONE PVD - BRASS PVD - LAITON PVD	PV01	973,00
ORO - GOLD - OR 24 CARATS	AU00	2068,00
ORO ROSA - ROSE GOLD- OR ROSE	AU02	1630,00
ARGENTO - SILVER - ARGENT	AG00	1970,00
BRONZO - BRONZE	BZ00	973,00
BRONZO SCURO - DARK BRONZE - BRONZE NOIR	BZ01	973,00



302

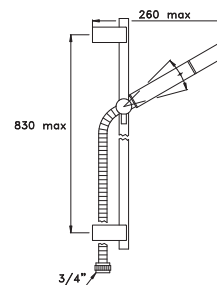
Doccia a mano completa di asta a parete

Shower hand-held and wall mounted slide bar

Ensemble de douche sur barre



CROMO- CHROME	UN 03100 CR00	238,00
NICHEL-NICKEL	NI00	355,00
NICHEL PVD- NICKEL PVD	PV02	433,00
NICHEL SPAZ - NICKEL MATTE - NICKEL MAT	NI01	373,00
OTTONE PVD - BRASS PVD - LAITON PVD	PV01	433,00
ORO - GOLD - OR 24 CARATS	AU00	893,00
ORO ROSA - ROSE GOLD- OR ROSE	AU02	626,00
ARGENTO - SILVER - ARGENT	AG00	804,00
BRONZO - BRONZE	BZ01	433,00
BRONZO SCURO -DARK BRONZE - BRONZE NOIR	BZ01	433,00



302 G1

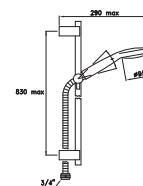
Doccia a mano monogetto completa di asta a parete

Single-jet spray head and wall mounted slide bar

Douchette mono jet avec grille anti-calcaire et clapet anti-retour



CROMO- CHROME	UN 03101 CR00	266,00
---------------	----------------------	---------------



302 G3

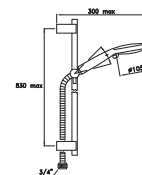
Doccia a mano tre getti completa di asta a parete

3-jet spray head and wall mounted slide bar

Douchette 3 jets avec grille anti-calcaire, clapet anti-retour.



CROMO- CHROME	UN 03102 CR00	297,00
---------------	----------------------	---------------





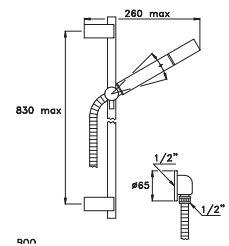
302A

Doccia a mano completa di asta a parete e presa di alimentazione a parete

Shower hand-held and wall mounted slide bar and wall intake

Ensemble de douche sur barre avec coude de sortie

CROMO- CHROME	UN 03103 CR00	263,00
NICHEL-NICKEL	NI00	390,00
NICHEL PVD- NICKEL PVD	PV02	476,00
NICHEL SPAZ - NICKEL MATTE - NICKEL MAT	NI01	410,00
OTTONE PVD - BRASS PVD - LAITON PVD	PV01	476,00
ORO - GOLD - OR 24 CARATS	AU00	978,00
ORO ROSA - ROSE GOLD- OR ROSE	AU02	685,00
ARGENTO - SILVER - ARGENT	AG00	882,00
BRONZO - BRONZE	BZ00	476,00
BRONZO SCURO -DARK BRONZE - BRONZE NOIR	BZ01	476,00



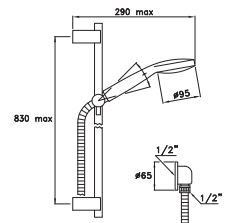
302A G1

Doccia a mano monogetto completa di asta a parete e presa di alimentazione a parete

Single-jet spray head and wall mounted slide bar and wall intake

Douchette mono jet avec grille anti-calcaire et clapet anti-retour avec coude de sortie

CROMO- CHROME	UN 03104 CR00	290,00
---------------	----------------------	---------------



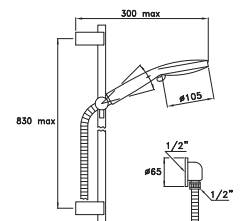
302A G3

Doccia a mano tre getti completa di asta a parete e presa di alimentazione a parete

3-jet spray head and wall mounted slide bar and wall intake

Douchette 3 jets avec grille anti-calcaire et clapet anti-retour avec coude de sortie

CROMO- CHROME	UN 03105 CR00	321,00
---------------	----------------------	---------------



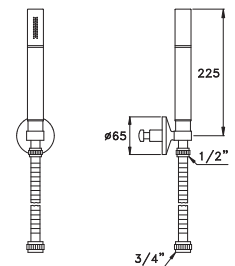
304

Doccia a mano completa di supporto fisso a parete

Hand spray head with wall bracket

Ensemble avec douchette et crochet fixe

CROMO- CHROME	UN 03106 CR00	120,00
NICHEL-NICKEL	NI00	160,00
NICHEL PVD- NICKEL PVD	PV02	192,00
NICHEL SPAZ - NICKEL MATTE - NICKEL MAT	NI01	167,00
OTTONE PVD - BRASS PVD - LAITON PVD	PV01	192,00
ORO - GOLD - OR 24 CARATS	AU00	408,00
ORO ROSA - ROSE GOLD- OR ROSE	AU02	322,00
ARGENTO - SILVER - ARGENT	AG00	389,00
BRONZO - BRONZE	BZ00	192,00
BRONZO SCURO -DARK BRONZE - BRONZE NOIR	BZ01	192,00



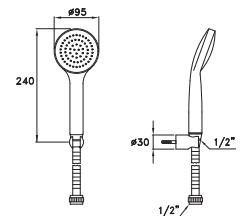
304 G1

Doccia a mano monogetto completa di supporto fisso a parete

Single-jet spray head with wall bracket

Douchette mono jet avec crochet fixe

CROMO- CHROME	UN 03107 CR00	148,00
---------------	----------------------	---------------



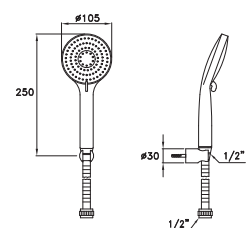
304 G3

Doccia a mano tre getti completa di supporto fisso a parete

3-jet spray head with wall bracket

Douchette 3 jets avec crochet fixe

CROMO- CHROME	UN 03108 CR00	177,00
---------------	----------------------	---------------



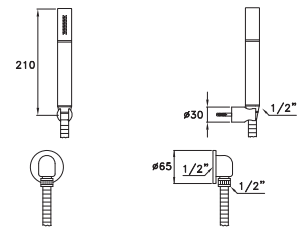
304A

Doccia a mano completa di supporto fisso a parete e presa di alimentazione a parete

Hand spray head with wall bracket and wall intake

Ensemble avec douchette, crochet fixe et coude de sortie

CROMO- CHROME	UN 03109 CR00	151,00
NICHEL-NICKEL	N100	201,00
NICHEL PVD- NICKEL PVD	PV02	242,00
NICHEL SPAZ - NICKEL MATTE - NICKEL MAT	N101	210,00
OTTONE PVD - BRASS PVD - LAITON PVD	PV01	242,00
ORO - GOLD - OR 24 CARATS	AU00	514,00
ORO ROSA - ROSE GOLD- OR ROSE	AU02	405,00
ARGENTO - SILVER - ARGENT	AG00	490,00
BRONZO - BRONZE	BZ00	242,00
BRONZO SCURO - DARK BRONZE - BRONZE NOIR	BZ01	242,00



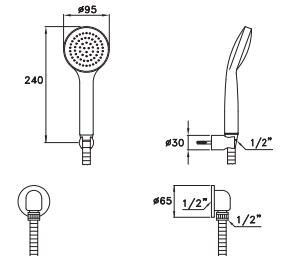
304A G1

Doccia a mano monogetto completa di supporto fisso a parete e presa di alimentazione a parete

Single-jet spray head with wall bracket and wall intake

Ensemble avec douchette mono jet, crochet fixe et coude de sortie

CROMO- CHROME	UN 03110 CR00	178,00
---------------	---------------	--------



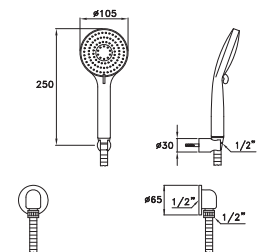
304A G3

Doccia a mano tre getti completa di supporto fisso a parete e presa di alimentazione a parete

3-jet spray head with wall bracket and wall intake

Ensemble avec douchette 3 jets, crochet fixe et coude de sortie

CROMO- CHROME	UN 03111 CR00	210,00
---------------	---------------	--------



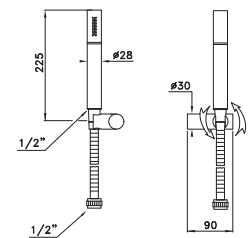
305

Doccia a mano completa di supporto alto orientabile

Hand spray head with directional wall bracket

Ensemble douchette avec support mural

CROMO- CHROME	UN 03112 CR00	192,00
NICHEL-NICKEL	N100	277,00
NICHEL PVD- NICKEL PVD	PV02	337,00
NICHEL SPAZ - NICKEL MATTE - NICKEL MAT	N101	291,00
OTTONE PVD - BRASS PVD - LAITON PVD	PV01	337,00
ORO - GOLD - OR 24 CARATS	AU00	693,00
ORO ROSA - ROSE GOLD- OR ROSE	AU02	486,00
ARGENTO - SILVER - ARGENT	AG00	624,00
BRONZO - BRONZE	BZ00	337,00
BRONZO SCURO - DARK BRONZE - BRONZE NOIR	BZ01	337,00



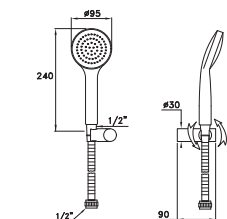
305 G1

Doccia a mano monogetto completa di supporto alto orientabile

Single-jet spray head with directional wall bracket

Ensemble avec douchette mono jet et support mural

CROMO- CHROME	UN 03113 CR00	219,00
---------------	---------------	--------



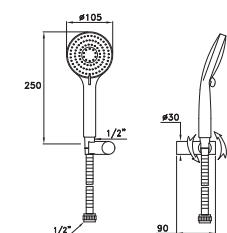
305 G3

Doccia a mano tre getti completa di supporto alto orientabile

3-jet spray head with directional wall bracket

Ensemble avec douchette 3 jets et support mural

CROMO- CHROME	UN 03114 CR00	249,00
---------------	---------------	--------



305A

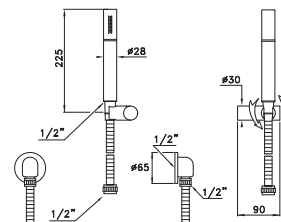
Doccia a mano completa di supporto alto orientabile e presa di alimentazione a parete

Hand spray head with directional wall bracket and wall intake

Ensemble douchette avec support mural et coude de sortie



CROMO- CHROME	UN 03115 CR00	222,00
NICHEL-NICKEL	NI00	312,00
NICHEL PVD- NICKEL PVD	PV02	381,00
NICHEL SPAZ - NICKEL MATTE - NICKEL MAT	NI01	328,00
OTTONE PVD - BRASS PVD - LAITON PVD	PV01	381,00
ORO - GOLD - OR 24 CARATS	AU00	783,00
ORO ROSA - ROSE GOLD- OR ROSE	AU02	549,00
ARGENTO - SILVER - ARGENT	AG00	704,00
BRONZO - BRONZE	BZ00	381,00
BRONZO SCURO -DARK BRONZE - BRONZE NOIR	BZ01	381,00



305A G1

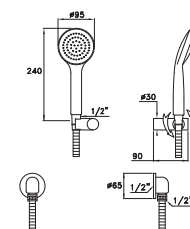
Doccia a mano monogetto completa di supporto alto orientabile e presa di alimentazione a parete

Single-jet spray head with directional wall bracket and wall intake

Ensemble douchette mono jet avec support mural et coude de sortie



CROMO- CHROME	UN 03116 CR00	249,00
---------------	---------------	--------



305A G3

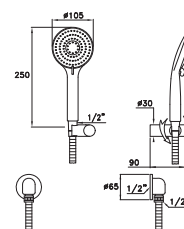
Doccia a mano tre getti completa di supporto alto orientabile e presa di alimentazione a parete

3-jet spray head with directional wall bracket and wall intake

Ensemble douchette 3 jets avec support mural et coude de sortie



CROMO- CHROME	UN 03117 CR00	279,00
---------------	---------------	--------



304AT

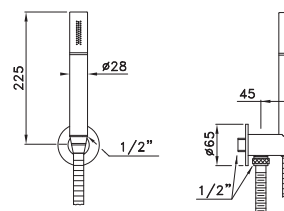
Doccia a mano con supporto fisso a parete e presa di alimentazione integrata

Hand shower with fixed bracket and wall water intake

Ensemble douchette mural avec coude d'alimentation et support intégré



CROMO- CHROME	UN 03121 CR00	229,00
NICHEL-NICKEL	NI00	305,00
NICHEL PVD- NICKEL PVD	PV02	367,00
NICHEL SPAZ - NICKEL MATTE - NICKEL MAT	NI01	319,00
OTTONE PVD - BRASS PVD - LAITON PVD	PV01	367,00
ORO - GOLD - OR 24 CARATS	AU00	779,00
ORO ROSA - ROSE GOLD- OR ROSE	AU02	614,00
ARGENTO - SILVER - ARGENT	AG00	742,00
BRONZO - BRONZE	BZ00	367,00
BRONZO SCURO -DARK BRONZE - BRONZE NOIR	BZ01	367,00



304AT G1

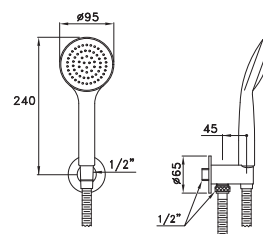
Doccia a mano monogetto con supporto fisso a parete e presa di alimentazione integrata

Hand shower with fixed bracket and wall water intake

Ensemble douchette mono jet avec coude d'alimentation et support intégré



CROMO- CHROME	UN 03122 CR00	256,00
---------------	---------------	--------



304AT G3

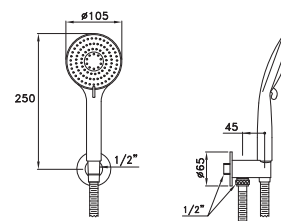
Doccia a mano tre getti con supporto fisso a parete e presa di alimentazione integrata

Hand shower with fixed bracket and wall water intake

Ensemble douchette 3 jets avec coude d'alimentation et support intégré



CROMO- CHROME	UN 03123 CR00	286,00
---------------	---------------	--------



308

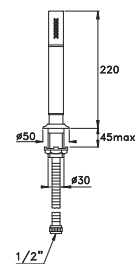
Doccia a mano per installazione su bordo vasca

Hand spray head for bath deck mounting

Douchette avec coulisseau



	UN	03119	CR00	146,00
CROMO- CHROME				
NICHEL-NICKEL			NI00	195,00
NICHEL PVD- NICKEL PVD			PV02	234,00
NICHEL SPAZ - NICKEL MATTE - NICKEL MAT			NI01	203,00
OTTONE PVD - BRASS PVD - LAITON PVD			PV01	234,00
ORO - GOLD - OR 24 CARATS			AU00	497,00
ORO ROSA - ROSE GOLD- OR ROSE			AU02	392,00
ARGENTO - SILVER - ARGENT			AG00	474,00
BRONZO - BRONZE			BZ00	234,00
BRONZO SCURO - DARK BRONZE - BRONZE NOIR			BZ01	234,00



309AT

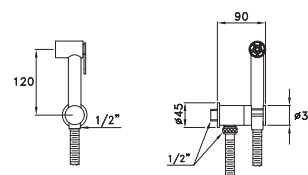
Doccia a mano modello Shut-Off, leva con ritorno automatico e supporto

Hand shower shut-off, lever with automatic return and support

Douchette en laiton Shut-Off avec manette de retour automatique, support avec coude d'alimentation, dispositif de sécurité et flexible



	UN	03124	CR00	290,00
CROMO- CHROME				
NICHEL-NICKEL			NI00	421,00
NICHEL PVD- NICKEL PVD			PV02	506,00
NICHEL SPAZ - NICKEL MATTE - NICKEL MAT			NI01	440,00
OTTONE PVD - BRASS PVD - LAITON PVD			PV01	506,00
ORO - GOLD - OR 24 CARATS			AU00	1.075,00
ORO ROSA - ROSE GOLD- OR ROSE			AU02	847,00
ARGENTO - SILVER - ARGENT			AG00	1.024,00
BRONZO - BRONZE			BZ00	506,00
BRONZO SCURO - DARK BRONZE - BRONZE NOIR			BZ01	506,00



309T

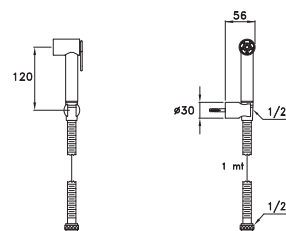
Doccia a mano modello Shut-Off, leva con ritorno automatico e supporto

Hand shower shut-off, lever with automatic return and support

Douchette en laiton Shut-Off avec manette de retour automatique, support fixe et flexible



	UN	03125	CR00	195,00
CROMO- CHROME				
NICHEL-NICKEL			NI00	260,00
NICHEL PVD- NICKEL PVD			PV02	312,00
NICHEL SPAZ - NICKEL MATTE - NICKEL MAT			NI01	272,00
OTTONE PVD - BRASS PVD - LAITON PVD			PV01	312,00
ORO - GOLD - OR 24 CARATS			AU00	663,00
ORO ROSA - ROSE GOLD- OR ROSE			AU02	523,00
ARGENTO - SILVER - ARGENT			AG00	632,00
BRONZO - BRONZE			BZ00	312,00
BRONZO SCURO - DARK BRONZE - BRONZE NOIR			BZ01	312,00



3194

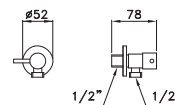
Rubinetto di erogazione a parete

Wall mounted mixer

Robinet simple mural



	UN	04003	CR00	39,00
CROMO- CHROME				
NICHEL-NICKEL			NI00	52,00
NICHEL PVD- NICKEL PVD			PV02	63,00
NICHEL SPAZ - NICKEL MATTE - NICKEL MAT			NI01	55,00
OTTONE PVD - BRASS PVD - LAITON PVD			PV01	63,00
ORO - GOLD - OR 24 CARATS			AU00	133,00
ORO ROSA - ROSE GOLD- OR ROSE			AU02	105,00
ARGENTO - SILVER - ARGENT			AG00	127,00
BRONZO - BRONZE			BZ00	63,00
BRONZO SCURO - DARK BRONZE - BRONZE NOIR			BZ01	63,00



319

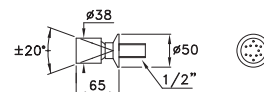
Soffione laterale esterno per doccia con sistema anticalcare

External body jet for showers with anti-limescale system

Douchette latérale apparente pour douche avec grille anti-calcaire



	UN	03126	CR00	136,00
CROMO- CHROME				



319G

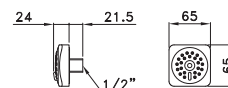
Soffione laterale

Side spray-head body jet

Douchette latérale apparente



	UN	03128	CR00	165,00
CROMO- CHROME				
NICHEL-NICKEL			NI00	220,00
NICHEL PVD- NICKEL PVD			PV02	264,00
NICHEL SPAZ - NICKEL MATTE - NICKEL MAT			NI01	230,00
OTTONE PVD - BRASS PVD - LAITON PVD			PV01	264,00
ORO - GOLD - OR 24 CARATS			AU00	561,00
ORO ROSA - ROSE GOLD- OR ROSE			AU02	443,00
ARGENTO - SILVER - ARGENT			AG00	535,00
BRONZO - BRONZE			BZ00	264,00
BRONZO SCURO - DARK BRONZE - BRONZE NOIR			BZ01	264,00



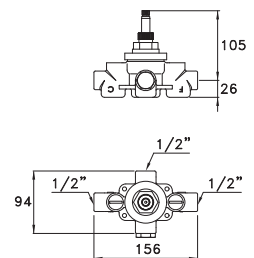
Isomix

IS3293



Parti incasso per figure is3293
 Concealed body for IS3293 thermostatic mixer
 Partie encastrée pour les mitigeurs IS3293

BRONZO - BRONZE **UN 06000 0000 362,00**



IS3293 P.V. BAMBOO

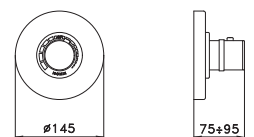
Parti in vista per miscelatore termostatico modello monoblocco IS3293
 Da installare su parte incasso codice UN 06000 0000

Visible parts for thermostatic mixer IS 3293 one-piece model
 To be installed on built-in part code UN 06000 0000

Façade pour mitigeur thermostatique.
 A installer sur la partie encastrée UN 06000 0000



	BT 06010 CR00	264,00
CROMO- CHROME	NI00	352,00
NICHEL-NICKEL	PV02	423,00
NICHEL PVD- NICKEL PVD	NI01	367,00
NICHEL SPAZ - NICKEL MATTE - NICKEL MAT	PV01	423,00
OTTONE PVD - BRASS PVD - LAITON PVD	AU00	898,00
ORO - GOLD - OR 24 CARATS	AU02	708,00
ORO ROSA - ROSE GOLD- OR ROSE	AG00	856,00
ARGENTO - SILVER - ARGENT	BZ00	423,00
BRONZO - BRONZE	BZ01	423,00
BRONZO SCURO -DARK BRONZE - BRONZE NOIR		

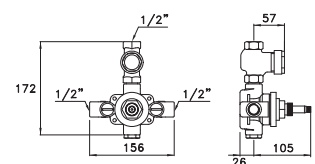


IS3292



Parti incasso per figure IS3292
 Concealed body for IS3292 thermostatic mixer
 Partie encastrée pour les mitigeurs IS3292

BRONZO - BRONZE **UN 06001 0000 432,00**



IS3292 P.V.BAMBOO

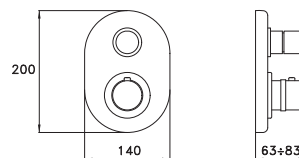
Parti in vista per miscelatore termostatico modello monoblocco IS3292 con rubinetto erogazione
Da installare su parte incasso codice UN 06001 0000

Visible parts for thermostatic mixer IS 3292 one-piece model with tap
To be installed on built-in part code UN 06001 0000

Façade pour mitigeur thermostatique avec robinet de sortie
A installer sur la partie encastrée UN 06001 0000



	BT 06011 CR00	318,00
CROMO- CHROME		
NICHEL-NICKEL	NI00	423,00
NICHEL PVD- NICKEL PVD	PV02	509,00
NICHEL SPAZ - NICKEL MATTE - NICKEL MAT	NI01	443,00
OTTONE PVD - BRASS PVD - LAITON PVD	PV01	509,00
ORO - GOLD - OR 24 CARATS	AU00	1082,00
ORO ROSA - ROSE GOLD- OR ROSE	AU02	853,00
ARGENTO - SILVER - ARGENT	AG00	1031,00
BRONZO - BRONZE	BZ00	509,00
BRONZO SCURO -DARK BRONZE - BRONZE NOIR	BZ01	509,00

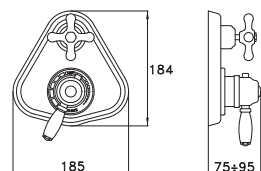


IS3294

Parti incasso per figure is3294
Concealed body for IS3294 thermostatic mixer
Partie encastrée pour les mitigeurs IS3294



BRONZO - BRONZE	UN 06002 0000	549,00
-----------------	---------------	--------



IS3294 P.V. BAMBOO

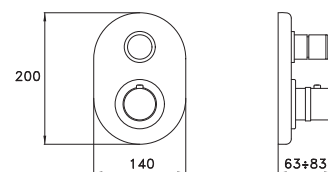
Parti in vista per miscelatore termostatico modello monoblocco IS3294 con rubinetto/deviatore
Da installare su parte incasso codice UN 06002 0000

Visible parts for thermostatic mixer IS 3294 one-piece model with two way tap/diverter
To be installed on built-in part code UN 06002 0000

Façade pour mitigeur thermostatique avec robinet/inverseur encastré à 2 sorties pour douche
A installer sur la partie encastrée UN 06002 0000



	BT 06012 CR00	318,00
CROMO- CHROME		
NICHEL-NICKEL	NI00	423,00
NICHEL PVD- NICKEL PVD	PV02	509,00
NICHEL SPAZ - NICKEL MATTE - NICKEL MAT	NI01	443,00
OTTONE PVD - BRASS PVD - LAITON PVD	PV01	509,00
ORO - GOLD - OR 24 CARATS	AU00	1082,00
ORO ROSA - ROSE GOLD- OR ROSE	AU02	853,00
ARGENTO - SILVER - ARGENT	AG00	1031,00
BRONZO - BRONZE	BZ00	509,00
BRONZO SCURO -DARK BRONZE - BRONZE NOIR	BZ01	509,00

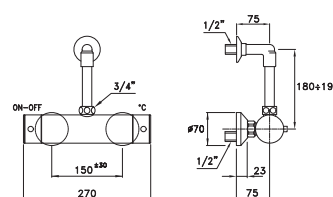


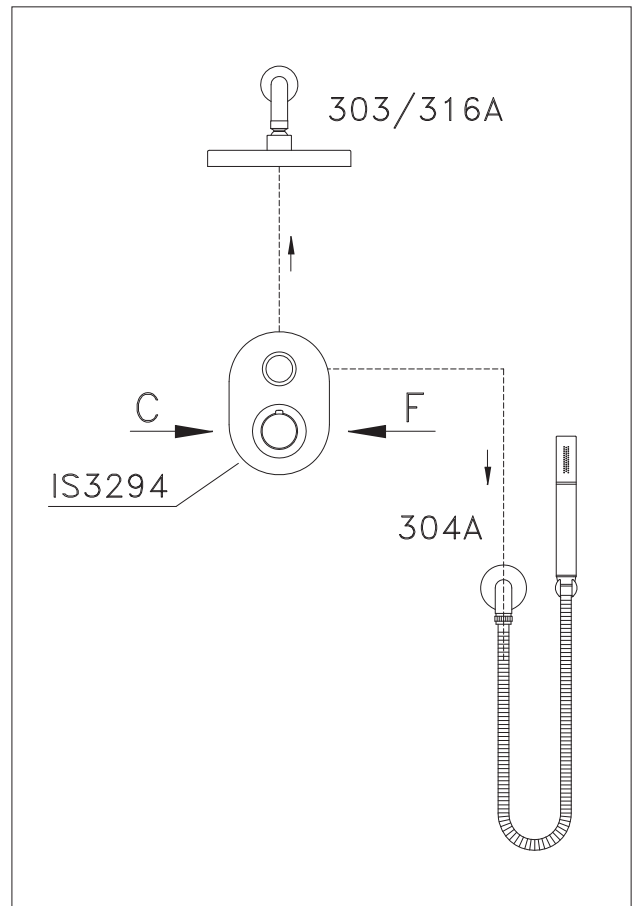
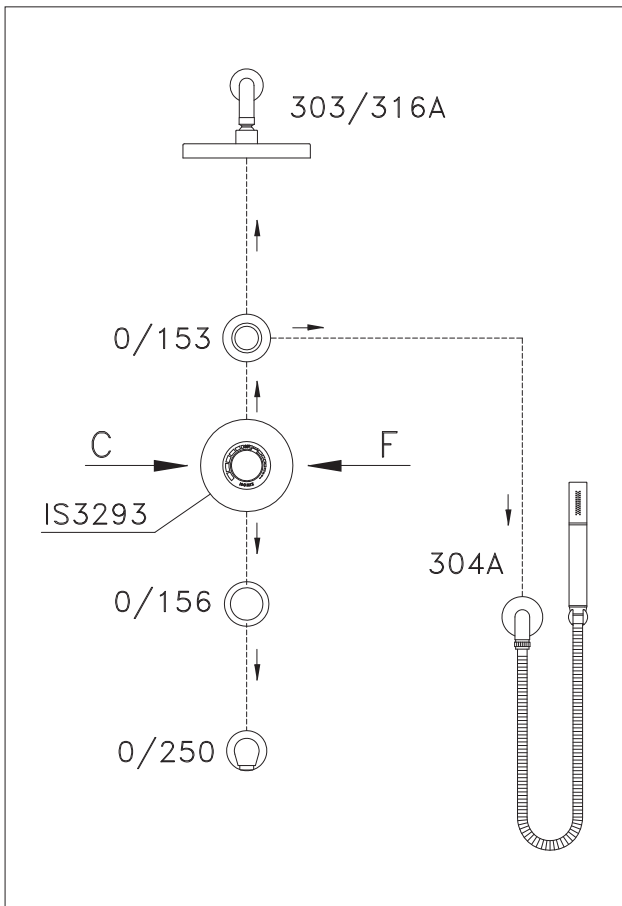
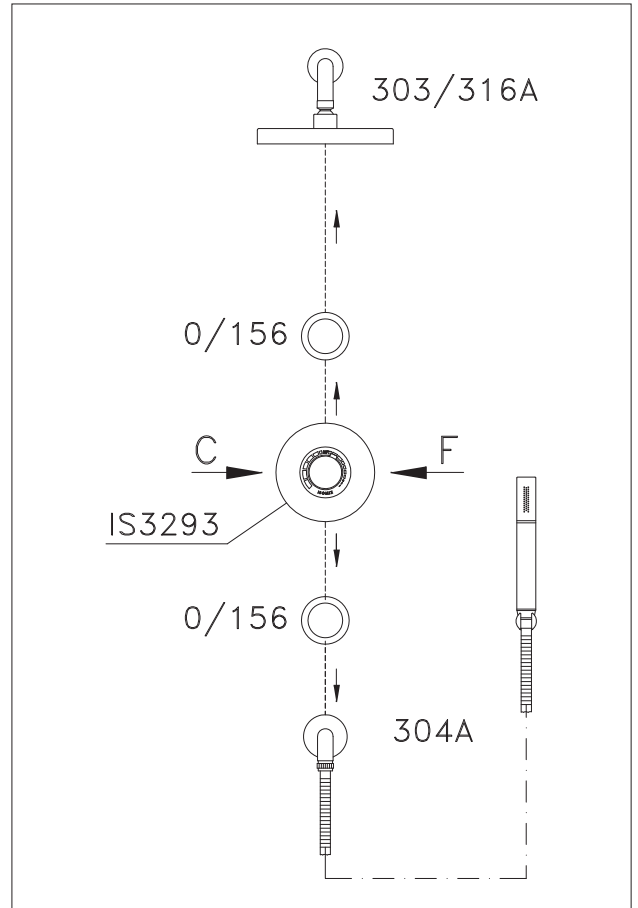
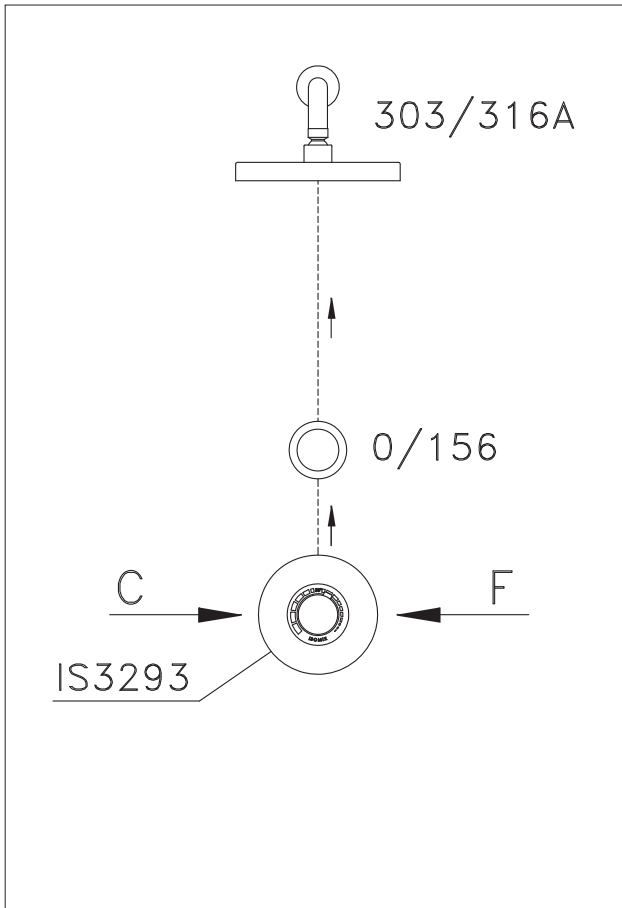
IS3285

Miscelatore termostatico esterno per doccia con rubinetto
Thermostatic external mixer for shower
Mitigeur thermostatique apparent pour douche



	UN 06200 CR00	728,00
CROMO- CHROME		
NICHEL-NICKEL	NI00	969,00
NICHEL PVD- NICKEL PVD	PV02	1165,00
NICHEL SPAZ - NICKEL MATTE - NICKEL MAT	NI01	1012,00
OTTONE PVD - BRASS PVD - LAITON PVD	PV01	1165,00
ORO - GOLD - OR 24 CARATS	AU00	2476,00
ORO ROSA - ROSE GOLD- OR ROSE	AU02	1952,00
ARGENTO - SILVER - ARGENT	AG00	2359,00
BRONZO - BRONZE	BZ00	1165,00
BRONZO SCURO -DARK BRONZE - BRONZE NOIR	BZ01	1165,00





Scaldasalviette

Towel warmers

Sèche serviettes

981A - 3/4"

Scaldabiancheria a parete con valvolina di sfogo d'aria a tre tubi orizzontali, senza rubinetto di entrata né di uscita


Interasse tra gli attacchi:
in verticale 560 mm (fisso);
in orizzontale 800 mm (può essere ridotto al momento dell'ordine)

Wall mounted towel-warmer, with three horizontal pipes, without inlet and outlet valves, with air drain

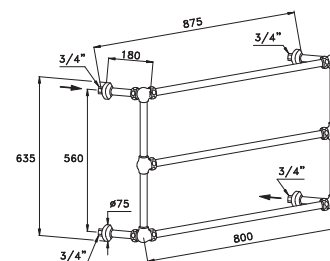
Distance between connection:
in vertical 560 mm (fixed);
in horizontal 800 mm (can be shortened at order moment)

Sèche serviettes à 3 barres sans robinets, avec purgeur

Entraxe verticale (fixe): 560 mm
Entraxe horizontale (variable): 800 mm



	UN 07002 CR00	964,00
CROMO- CHROME		
NICHEL-NICKEL	NI00	1304,00
NICHEL PVD- NICKEL PVD	PV02	1550,00
NICHEL SPAZ - NICKEL MATTE - NICKEL MAT	NI01	1369,00
OTTONE PVD - BRASS PVD - LAITON PVD	PV01	1550,00
ORO - GOLD - OR 24 CARATS	AU00	4905,00
ORO ROSA - ROSE GOLD- OR ROSE	AU02	3434,00
ARGENTO - SILVER - ARGENT	AG00	4310,00
BRONZO - BRONZE	BZ00	1550,00
BRONZO SCURO - DARK BRONZE - BRONZE NOIR	BZ01	1550,00




981AR - 3/4"

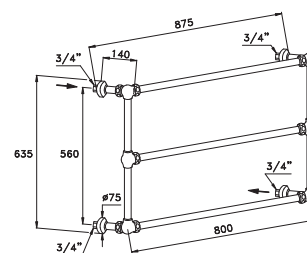
Come 981A ma con raccordi a parete ridotti
Distanza da parete mm 140

Wall mounted towel-warmer, with three horizontal pipes, without inlet and outlet valves, with air drain and reduced wall-connectors. Distance from the wall: 140 mm

Sèche serviettes à 3 barres sans robinets, avec purgeur. Raccords réduits pour une saillie du mur de 140 mm



	UN 07003 CR00	955,00
CROMO- CHROME		
NICHEL-NICKEL	NI00	1297,00
NICHEL PVD- NICKEL PVD	PV02	1544,00
NICHEL SPAZ - NICKEL MATTE - NICKEL MAT	NI01	1361,00
OTTONE PVD - BRASS PVD - LAITON PVD	PV01	1544,00
ORO - GOLD - OR 24 CARATS	AU00	4897,00
ORO ROSA - ROSE GOLD- OR ROSE	AU02	3428,00
ARGENTO - SILVER - ARGENT	AG00	4303,00
BRONZO - BRONZE	BZ00	1544,00
BRONZO SCURO - DARK BRONZE - BRONZE NOIR	BZ01	1544,00



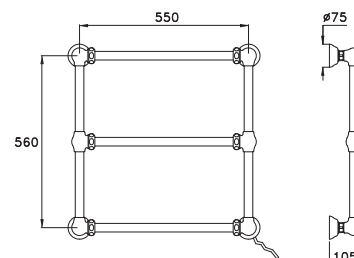
981E

Scaldasalviette elettrico a parete interamente in ottone. Modello a 3 tubi orizzontali. Funzionamento a 230 V.

Electric towel-warmer made of brass. Model with 3 horizontal brass pipes. Operates at 230V.

Sèche serviette électrique murale en laiton. modèle à 3 barres horizontal. Fonctionnement à 230 V

	IT 07200 CR00	1533,00
CROMO- CHROME		
NICHEL-NICKEL	NI00	2039,00
NICHEL PVD- NICKEL PVD	PV02	2453,00
NICHEL SPAZ - NICKEL MATTE - NICKEL MAT	NI01	2131,00
OTTONE PVD - BRASS PVD - LAITON PVD	PV01	2453,00
ORO - GOLD - OR 24 CARATS	AU00	5213,00
ORO ROSA - ROSE GOLD- OR ROSE	AU02	4109,00
ARGENTO - SILVER - ARGENT	AG00	4967,00
BRONZO - BRONZE	BZ00	2453,00
BRONZO SCURO - DARK BRONZE - BRONZE NOIR	BZ01	2453,00



983A - 3/4"

Scaldabiancheria a parete con valvolina di sfogo d'aria a quattro tubi orizzontali senza rubinetto di entrata né di uscita

Interasse tra gli attacchi:

in verticale 690 mm (fisso);
in orizzontale 800 mm (può essere ridotto al momento dell'ordine)

Wall mounted towel-warmer, with four horizontal pipes, without inlet and outlet valves, with air drain

Distance between connection:

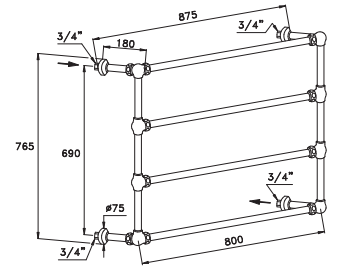
in vertical 690 mm (fixed);
in horizontal 800 mm (can be shortened at order moment)



Sèche serviettes à 4 barres sans robinets, avec purgeur:

Entraxe verticale (fixe): 690 mm
Entraxe horizontale (variable): 800 mm

CROMO- CHROME	UN 07004 CR00	1248,00
NICHEL-NICKEL	NI00	1706,00
NICHEL PVD- NICKEL PVD	PV02	2022,00
NICHEL SPAZ - NICKEL MATTE - NICKEL MAT	NI01	1791,00
OTTONE PVD - BRASS PVD - LAITON PVD	PV01	2022,00
ORO - GOLD - OR 24 CARATS	AU00	6376,00
ORO ROSA - ROSE GOLD- OR ROSE	AU02	4464,00
ARGENTO - SILVER - ARGENT	AG00	5614,00
BRONZO - BRONZE	BZ00	2022,00
BRONZO SCURO -DARK BRONZE - BRONZE NOIR	BZ01	2022,00



983AR - 3/4"

Scaldabiancheria a parete con valvolina di sfogo d'aria a quattro tubi orizzontali, con rubinetto di entrata con maniglia Italica e con rubinetto di uscita a cappuccio chiuso

Interasse tra gli attacchi:

in verticale 690 mm (fisso);
in orizzontale 800 mm (può essere ridotto al momento dell'ordine)

Wall mounted towel-warmer, with four horizontal pipes, with inlet valve, with Italica handle and outlet valve without handle, with air drain

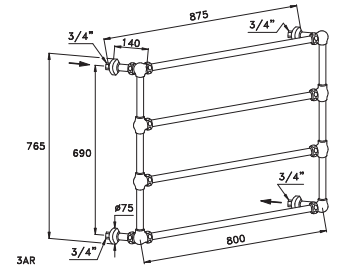
Distance between connection:

in vertical 690 mm (fixed);
in horizontal 800 mm (can be shortened at order moment)



Sèche serviettes à 4 barres sans robinets, avec purgeur. Raccords réduits pour une saillie du mur de 140 mm

CROMO- CHROME	UN 07005 CR00	1241,00
NICHEL-NICKEL	NI00	1698,00
NICHEL PVD- NICKEL PVD	PV02	2013,00
NICHEL SPAZ - NICKEL MATTE - NICKEL MAT	NI01	1783,00
OTTONE PVD - BRASS PVD - LAITON PVD	PV01	2013,00
ORO - GOLD - OR 24 CARATS	AU00	6371,00
ORO ROSA - ROSE GOLD- OR ROSE	AU02	4460,00
ARGENTO - SILVER - ARGENT	AG00	5606,00
BRONZO - BRONZE	BZ00	2013,00
BRONZO SCURO -DARK BRONZE - BRONZE NOIR	BZ01	2013,00



983E

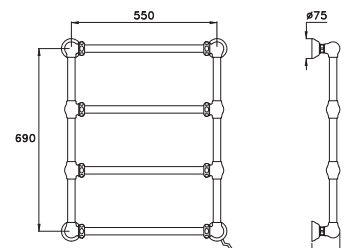
Scaldasalviette elettrico a parete interamente in ottone. Modello a 4 tubi orizzontali. Funzionamento a 230 V.


Electric towel-warmer made of brass. Model with 4 horizontal brass pipes. Operates at 230V.

Sèche serviette électrique murale en laito. Modèle à 4 barres horizontal. Fonctionnement à 230 V



CROMO- CHROME	UN 07300 CR00	1589,00
NICHEL-NICKEL	NI00	2114,00
NICHEL PVD- NICKEL PVD	PV02	2543,00
NICHEL SPAZ - NICKEL MATTE - NICKEL MAT	NI01	2209,00
OTTONE PVD - BRASS PVD - LAITON PVD	PV01	2543,00
ORO - GOLD - OR 24 CARATS	AU00	5403,00
ORO ROSA - ROSE GOLD- OR ROSE	AU02	4259,00
ARGENTO - SILVER - ARGENT	AG00	5149,00
BRONZO - BRONZE	BZ00	2543,00
BRONZO SCURO -DARK BRONZE - BRONZE NOIR	BZ01	2543,00





Pressione di Utilizzo/Working Pressure/ Pression d'utilisation

max 6 Bar

Pressione di utilizzo consigliata/Suggested working pressure / Pression d'utilisation conseillée

3 Bar

Pressione collaudo/Pressure testing/ Pression d'essai

6 Bar

Temperatura Acqua Calda/Hot water temperature/ Température eau chaude

max 95°C

Temp. Acqua Calda Suggestita/Suggested hot water temp./ Température eau chaude conseillée

70°C

Emissione termica Nominale ($\Delta t=60^{\circ}\text{C}$)/Nominal thermal emission ($\Delta t=60^{\circ}\text{C}$)/ Emission thermique nominale

art 981

200 Kcal/h

art 983

250 Kcal/h



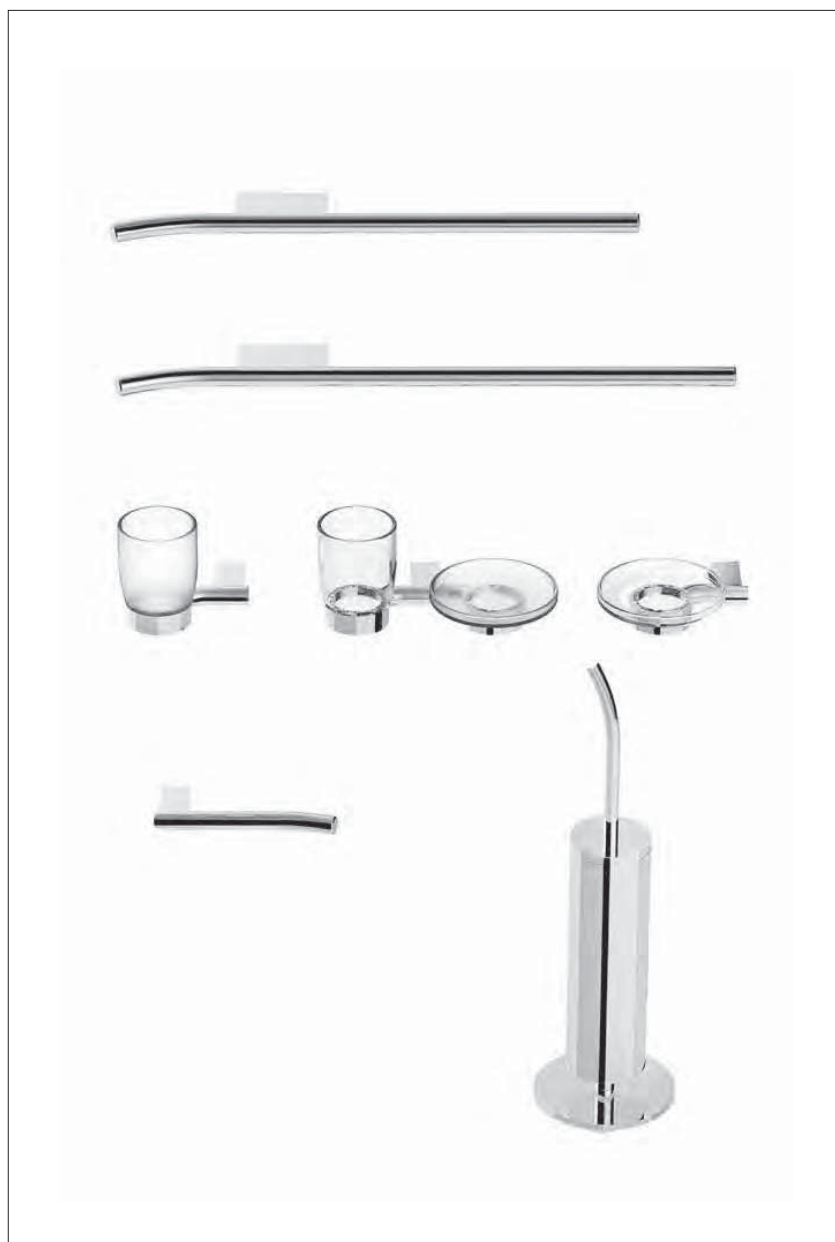
Per informazioni tecniche rivolgersi al nostro servizio di assistenza

For any technical information please refer to our customer service

Pour les renseignements techniques contacter notre service d'assistance



BAMBOO



ACCESSORI ACCESSOIRES ACCESSORIES

pag 415

LUCILLA



Semplice, elegante, è progettata e costruita interamente in Italia con gli stessi criteri di qualità assoluta, nessuno escluso, che contraddistinguono il resto della produzione: lucidatura, nichelatura, cromatura, qualità dei componenti. Il tutto in un prodotto raffinato ma di facile lettura, con il rubinetto disponibile in altezze e con bocche differenti, per soddisfare qualsiasi esigenza pratico-estetica.

Simple and elegant, it is completely designed and manufactured in Italy with the same criteria of absolute quality, without exception, that distinguish the rest of Stella's production: the polishing, nickel-plating, and chrome-plating and the quality of the components are the cream of worldwide production, and are made to last. All wrapped up in a product that is sophisticated, yet easy to use, with taps that come in various heights and with different nozzles, perfect for any requirement of use and aesthetics.

Simple et élégante, elle est entièrement conçue et fabriquée en Italie, avec le même soin et la même qualité qui distinguent habituellement la production Stella: polissage, nickelage et chromage irréprochable, qualité de chaque composant, tout ce qui positionne, depuis longtemps, la marque au sommet de la production mondiale. Tout cela dans un produit raffiné, mais d'un usage accessible, disponible en plusieurs hauteurs, et avec différents becs, pour pouvoir satisfaire toutes les exigences pratiques et esthétiques.

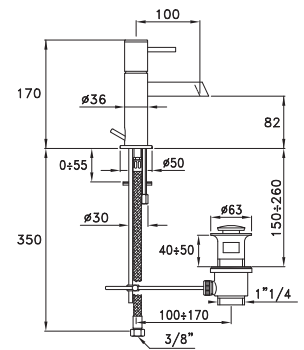


LUCILLA 3224

Miscelatore monocomando per lavabo e scarico 1"1/4, bocca 100mm
 Single-lever washbasin mixer and pop-up waste 1"1/4, spout 100mm
 Mitigeur monocommande pour lavabo avec vidage de 1"1/4, bec 100mm

CROMO- CHROME

LL 00102 CR00 228,00

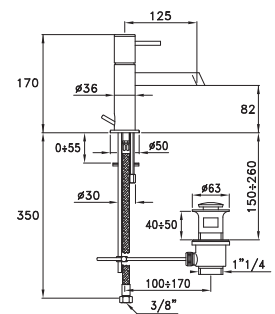


LUCILLA 3224P

Miscelatore monocomando con bocca prolungata (125 mm) per lavabo e scarico 1"1/4
 Single-lever washbasin mixer longer spout (125 mm) and pop-up waste 1"1/4
 Mitigeur monocommande pour lavabo avec bec long (125 mm) et vidage de 1"1/4

CROMO- CHROME

LL 00111 CR00 228,00

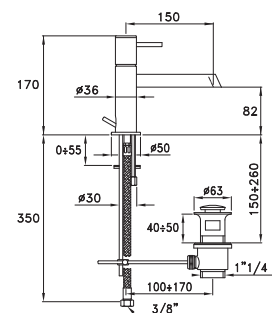


LUCILLA 3224PL

Miscelatore monocomando con bocca prolungata (150 mm) per lavabo e scarico 1"1/4
 Single-lever washbasin mixer longer spout (150 mm) and pop-up waste 1"1/4
 Mitigeur monocommande pour lavabo avec bec long (150 mm) et vidage de 1"1/4

CROMO- CHROME

LL 00112 CR00 240,00





LUCILLA 3222

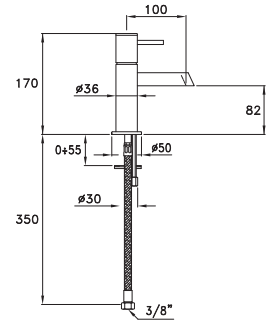
Miscelatore monocomando per lavabo, bocca 100mm

Single-lever washbasin mixer, spout 100mm

Mitigeur monocommande pour lavabo, bec 100mm

CROMO- CHROME

LL 00100 CR00 170,00



LUCILLA 3222P

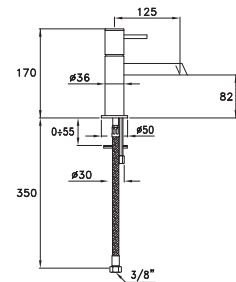
Miscelatore monocomando con bocca prolungata (125 mm) per lavabo

Single-lever washbasin mixer longer spout (125 mm)

Mitigeur monocommande pour lavabo avec bec long (125 mm)

CROMO- CHROME

LL 00109 CR00 170,00



LUCILLA 3222PL

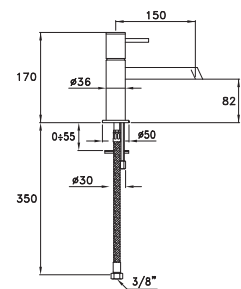
Miscelatore monocomando con bocca prolungata (150 mm) per lavabo

Single-lever washbasin mixer longer spout (150 mm)

Mitigeur monocommande pour lavabo avec bec long (150 mm)

CROMO- CHROME

LL 00110 CR00 182,00

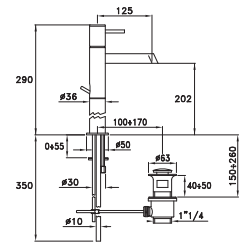


LUCILLA 3224HP120

Miscelatore monocomando per lavabo e scarico 1"1/4, colonna d'innalzamento 120 mm
Single-lever washbasin mixer with raised base (h=120 mm) mixer and pop-up waste 1"1/4
Mitigeur monocommande pour lavabo à poser, réhausse de 120 mm et vidage de 1"1/4

CROMO- CHROME

LL 00105 CR00 269,00



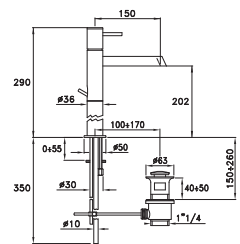
LUCILLA 3224HPL120

Miscelatore monocomando con bocca prolungata (150 mm) per lavabo, colonna d'innalzamento 120mm e scarico 1"1/4
Single-lever mixer with raised base (h=120 mm) and pop-up waste 1"1/4, longer spout (150 mm)

Mitigeur monocommande pour lavabo à poser avec bec long (150 mm), réhausse de 120 mm et vidage de 1"1/4

CROMO- CHROME

LL 00115 CR00 280,00

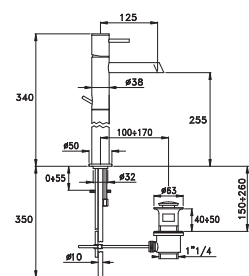


LUCILLA 3224HP170

Miscelatore monocomando per lavabo e scarico 1"1/4, colonna d'innalzamento 170 mm
Single-lever washbasin mixer with raised base (h=170 mm) and pop-up waste 1"1/4
Mitigeur monocommande pour lavabo à poser, réhausse de 170 mm et vidage de 1"1/4

CROMO- CHROME

LL 00108 CR00 287,00



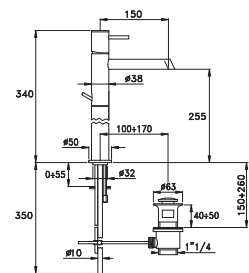
LUCILLA 3224HPL170

Miscelatore monocomando con bocca prolungata (150 mm) per lavabo, colonna d'innalzamento 170 e scarico 1"1/4
Single-lever mixer with raised base (h=170 mm) and pop-up waste 1"1/4, longer spout (150 mm)

Mitigeur monocommande pour lavabo à poser avec bec long (150 mm), réhausse de 170 mm et vidage de 1"1/4

CROMO- CHROME

LL 00116 CR00 298,00





LUCILLA 3222HP120

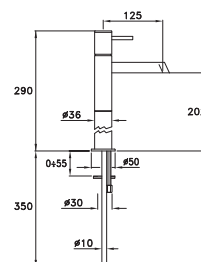
Miscelatore monocomando per lavabo, colonna d'innalzamento 120 mm

Single-lever washbasin mixer with raised base (h=120 mm)

Mitigeur monocommande pour lavabo à poser, réhausse de 120 mm

CROMO- CHROME

LL 00103 CR00 210,00



LUCILLA 3222HPL120

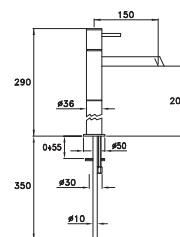
Miscelatore monocomando con bocca prolungata (150 mm) per lavabo, colonna d'innalzamento 120 mm

Single-lever mixer with raised base (h=120 mm) and longer spout (150 mm)

Mitigeur monocommande pour lavabo à poser avec bec long (150 mm), réhausse de 120 mm

CROMO- CHROME

LL 00113 CR00 222,00



LUCILLA 3222HP170

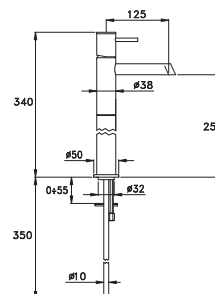
Miscelatore monocomando per lavabo, colonna d'innalzamento 170 mm

Single-lever washbasin with raised base (h=170 mm) mixer

Mitigeur monocommande pour lavabo à poser, réhausse de 170 mm

CROMO- CHROME

LL 00106 CR00 228,00



LUCILLA 3222HPL170

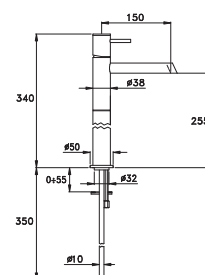
Miscelatore monocomando con bocca prolungata (150 mm) per lavabo, colonna d'innalzamento 170 mm

Single-lever mixer with raised base (h=170 mm), longer spout (150 mm)

Mitigeur monocommande pour lavabo à poser avec bec long (150 mm), réhausse de 170 mm

CROMO- CHROME

LL 00114 CR00 240,00

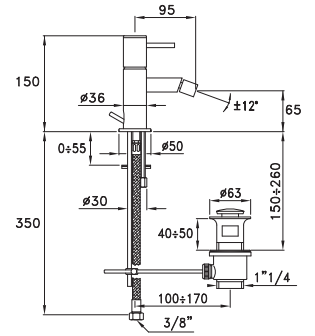




LUCILLA 3604

Miscelatore monocomando per bidet e scarico 1 1/4"
 Single-lever bidet mixer, with pop-up waste 1"1/4
 Mitigeur monocommande pour bidet avec vidage de 1"1/4

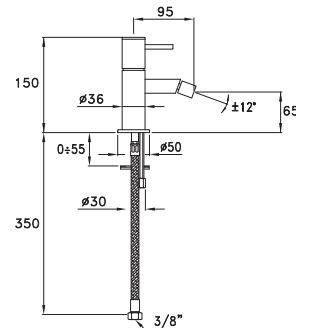
CROMO- CHROME **LL 00301 CR00 228,00**



LUCILLA 3602

Miscelatore monocomando per bidet
 Single-lever bidet mixer
 Mitigeur monocommande pour bidet

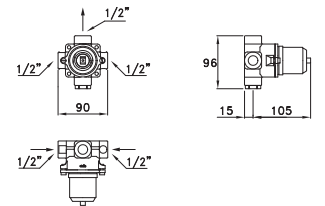
CROMO- CHROME **LL 00300 CR00 170,00**



3868MC-3250MC

Corpo incasso per miscelatore monocomando
 Built-in unit for single-command mixer
 Corps encastré pour mitigeur

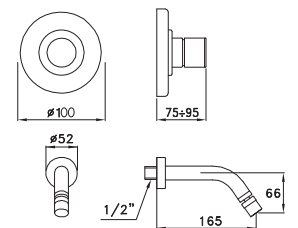
UN 01400 0000 175,00



LUCILLA 3868MC P.V.

Parti in vista per miscelatore monocomando lavabo, per installazione da incasso a parete
 Da installare su corpo incasso cod UN 01400 0000
 Concealed wall-mounted single-handle washbasin mixer, with spout
 To be installed on built-in part code UN 01400 0000
 Mitigeur monocommande à encastrer pour lavabo avec bec
 A installer sur la partie encastrée UN 01400 0000

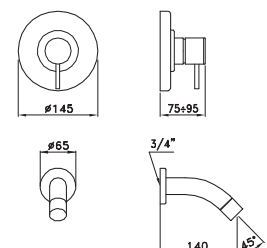
CROMO- CHROME **LL 01411 CR00 149,00**



LUCILLA 3250MC

Parti in vista per miscelatore monocomando vasca, per installazione da incasso a parete.
 Da installare su corpo incasso cod UN 01400 0000
 Concealed wall-mounted single-handle washbasin mixer, with spout
 To be installed on built-in part code UN 01400 0000
 Mitigeur monocommande à encastrer pour baignoire avec bec.
 A installer sur la partie encastrée UN 01400 0000

CROMO- CHROME **LL 01412 CR00 157,00**

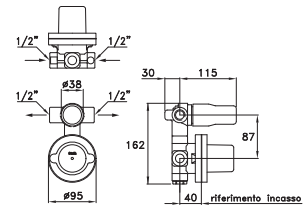




3254MC

Gruppo incasso per 3254MC
Concealed body for 3254MC
Partie encastrée pour Bamboo 3254MC

UN 01401 0000 291,00



LUCILLA 3254MC

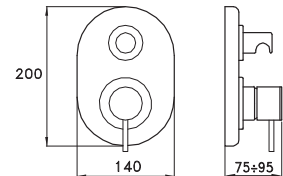
Parti in vista per 3254, gruppo miscelatore per vasca doccia da incasso con deviatore a ritorno automatico. Da abbinare al corpo incasso cod. UN 01401 0000

Concealed wall mounted single-handle bath & shower mixer,diverter with automatic return to bath position. To be installed on built-in part code . UN 01401 0000

Mitigeur monocommande à encastrer pour bain douche avec inverseur automatique.
A installer sur la partie encastrée UN 01401 0000

CROMO-CHROME


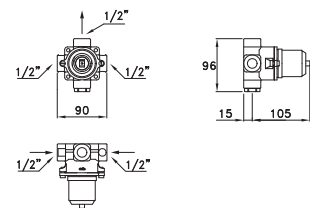
LL 01405 CR00 108,00



3292MC

Corpo incasso per miscelatore monocomando
Built-in unit for single-command mixer
Corps encastré pour mitigeur

UN 01400 0000 175,00



LUCILLA 3292MC

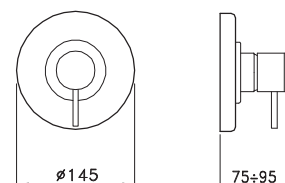
Parti in vista per miscelatore monocomando per doccia
Da vendere unitamente al corpo incasso cod.UN 01400 0000

Exposed parts for single-command shower mixer
To be installed on built-in part code UN 01400 0000

Façade apparente pour mitigeur monocommande de douche
A installer sur la partie encastrée UN 01400 0000

CROMO-CHROME

LL 01410 CR00 84,00





LUCILLA 3267/306

Gruppo monocomando per vasca doccia, per installazione esterna a parete, completo di doccia a mano e deviatore fornito di dispositivo di ritorno automatico alla posizione vasca

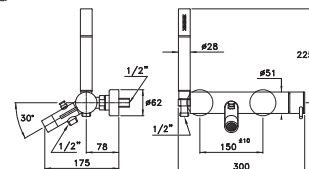
Pressione dinamica minima richiesta: 0,5 bar.

Exposed wall-mounted single-handle bath & shower mixer, with automatic return to bath position diverter, hand shower with. Minimum required dynamic pressure: 0,5 bar

Mitigeur monocommande mural apparent pour bain douche, avec inverseur automatique, douchette. Pression dynamique minimale: 0,5 bar

CROMO- CHROME

LL 02004 CR00 473,00



LUCILLA 3267RG306

Gruppo monocomando per vasca doccia, con raccordi RG per installazione su bordo vasca, completo di doccia a mano e deviatore fornito di dispositivo di ritorno automatico alla posizione vasca

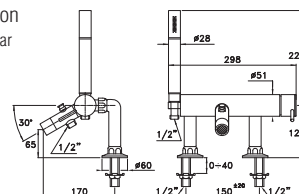
Pressione dinamica minima richiesta: 0,5 bar.

Exposed single-handle bath & shower mixer with RG unions for bath deck-mounting, automatic return to bath position diverter, hand shower with. Minimum required dynamic pressure: 0,5 bar

Mitigeur monocommande apparent pour bain douche avec raccords sur gorge pour installation sur le bord de la baignoire, inverseur automatique, douchette. Pression dynamique minimale: 0,5 bar

CROMO- CHROME

LL 02005 CR00 546,00



LUCILLA 3267CL306

Gruppo monocomando per vasca doccia, con montanti da pavimento, completo di doccia a mano e deviatore fornito di dispositivo di ritorno semi automatico alla posizione vasca

Per una migliore sicurezza d'installazione, si consiglia l'utilizzo del collare di sostegno art. 276 di seguito illustrato.

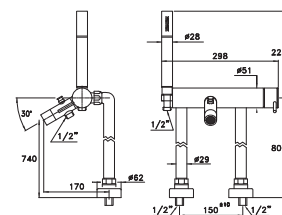
Exposed single-handle bath & shower mixer with with free-standing floor legs, automatic return to bath position diverter, hand shower. For safer installation of this article we suggest to use the fastening collar ref.276

Mitigeur monocommande apparent pour bain douche avec colonnes au sol, inverseur automatique, ensemble de douchette.

Pour une meilleure sécurité de l'installation, nous recommandons l'utilisation du collier de support. 276 décrit ci-dessous.

CROMO- CHROME

LL 02006 CR00 865,00



276

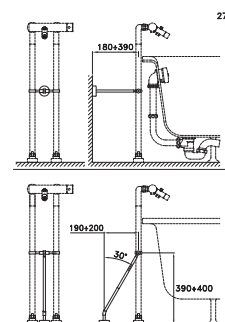
Collare di sostegno per gruppi vasca doccia con montanti da pavimento di diametro 29 mm, predisposto per fissaggio al pavimento oppure alla parete

Fastening collar for bath & shower mixers, to used with 29 mm diameter free-standing floor legs. It can be stuck on the floor or on the wall

Collier pour colonnes au sol diamètre 29mm, prévu pour fixation au sol ou au mur

CROMO- CHROME

UN 09101 CR00 302,00



LUCILLA 3267TM306

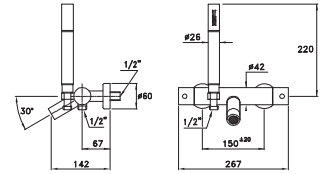
Gruppo termostatico vasca/doccia da esterno, completo di doccia a mano serie e deviatore manuale

External thermostatic assembly for bathtub/shower, complete with series hand-held shower and manual diverter

Mitigeur thermostatique bain-douche apparent avec douchette et inverseur manuel

CROMO-CHROME

UN 02101 CR00 732,00



LUCILLA 3267TMRG306

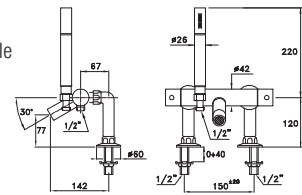
Gruppo termostatico vasca/doccia con raccordi RG per installazione su bordo vasca completo di doccia a mano e deviatore manuale

External thermostatic assembly for bathtub/shower with RG unions for bath deck-mounting, complete hand-held shower and manual diverter

Mitigeur thermostatique bain-douche apparent avec raccords sur gorge pour installation sur le bord de la baignoire, douchette et inverseur manuel

CROMO-CHROME

UN 02102 CR00 807,00



LUCILLA 3267TMCL306

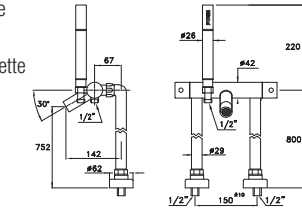
Gruppo termostatico vasca/doccia con montanti da pavimento completo di doccia a mano e deviatore manuale

External thermostatic assembly for bathtub/shower but with free-standing floor legs, complete hand-held shower and manual diverter

Mitigeur thermostatique apparent pour bain douche avec colonnes au sol et ensemble douchette

CROMO-CHROME

UN 02103 CR00 1132,00



LUCILLA 3267/302-6

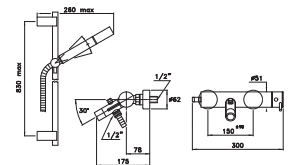
Gruppo monocomando per vasca/doccia per installazione esterna a parete, deviatore con ritorno automatico, asta a parete, supporto scorrevole e doccia a mano

Exposed wall-mounted single-handle bath & shower mixer, bracket for hand shower with automatic return diverter and wall-mounted slider bar, sliding jointed support and hand shower.

Mitigeur bain douche apparent avec ensemble douchette sur barre

CROMO-CHROME

LL 02007 CR00 635,00



LUCILLA 3267TM/302-6

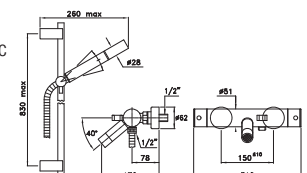
Gruppo termostatico per vasca/doccia per installazione esterna a parete, deviatore con ritorno automatico, asta a parete, supporto scorrevole e doccia a mano

Exposed wall-mounted thermostatic bath & shower mixer, bracket for hand shower with automatic return diverter and wall-mounted slider bar, sliding jointed support and hand shower.

Mitigeur thermostatique bain douche apparent avec ensemble douchette sur barre

CROMO-CHROME

UN 02104 CR00 898,00



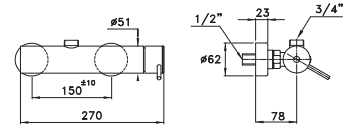


LUCILLA 3283

Gruppo monocomando per doccia per installazione esterna a parete, con uscita verso l'alto
Exposed wall-mounted single-handle shower mixer, with upward water outlet
Mitigeur de douche apparent avec sortie vers le haut.

CROMO- CHROME

LL 02400 CR00 369,00

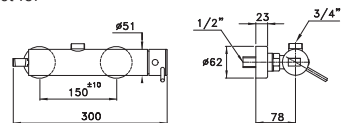


LUCILLA 3283C

Gruppo monocomando per doccia per installazione esterna a parete, uscita verso l'alto e supporto per doccetta
Exposed wall-mounted single-handle shower mixer, with upward water outlet and with bracket for hand shower
Mitigeur de douche apparent avec sortie vers le haut et avec support douchette

CROMO- CHROME

LL 02401 CR00 384,00

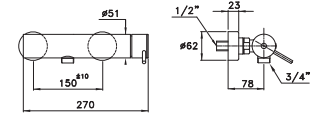


LUCILLA 3283A

Gruppo monocomando per doccia per installazione esterna a parete, con uscita verso il basso
Exposed wall-mounted single-handle shower mixer, with downward water outlet.
Mitigeur de douche apparent avec sortie vers le bas

CROMO- CHROME

LL 02402 CR00 369,00

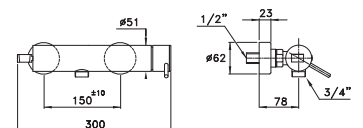


LUCILLA 3283AC

Gruppo monocomando per doccia per installazione esterna a parete, con uscita verso completo di supporto per doccetta
Exposed wall-mounted single-handle shower mixer, with downward water outlet with downward and water outlet.
Mitigeur de douche apparent avec sortie vers le bas, avec support douchette

CROMO- CHROME

LL 02403 CR00 384,00

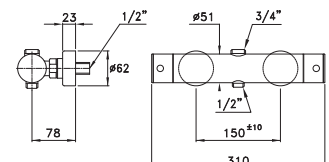


LUCILLA 3287TM

Gruppo termostatico doccia da esterno, con deviazione manuale a 2 uscite
External thermostatic assembly for shower, with 2-outlet manual diverting
Mitigeur thermostatique bain-douche apparent avec inverseur manuel à 2 sorties

CROMO- CHROME

UN 02600 CR00 544,00



LUCILLA 3283/301-200

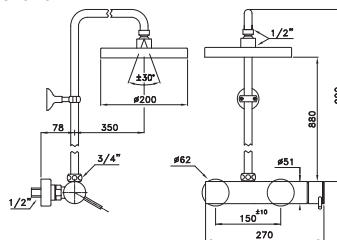
Gruppo monocomando per doccia per installazione esterna a parete, completo di tubo doccia e soffione tondo da 200 mm

Exposed wall-mounted single-handle shower mixer, with exposed rigid shower pipe and shower head diameter 200 mm

Mitigeur de douche apparent avec colonne et pomme de douche de 200mm

CROMO-CHROME

LL 02414 CR00 960,00



LUCILLA 3283/301-300

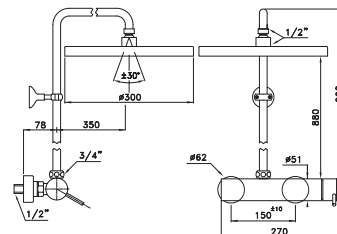
Gruppo monocomando per doccia per installazione esterna a parete, completo di tubo doccia e soffione tondo da 300 mm

Exposed wall-mounted single-handle shower mixer, with exposed rigid shower pipe and shower head diameter 300 mm

Mitigeur de douche apparent avec colonne et pomme de douche de 300mm

CROMO-CHROME

LL 02415 CR00 1254,00



LUCILLA 3287TM304-200

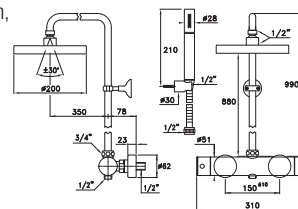
Gruppo termostatico doccia da esterno, completo di tubo doccia rigido modello 301 e soffione tondo art 316A da 200 mm

Exposed wall-mounted thermostatic mixer, with exposed rigid shower pipe ref. 301, hand shower 304, and shower head ref. 316A, diameter 200 mm

Mitigeur thermostatique bain-douche apparent avec colonne et pomme de douche de 200mm, douchette mural 304

CROMO-CHROME

UN 02610 CR00 1265,00



LUCILLA 328TM304-300

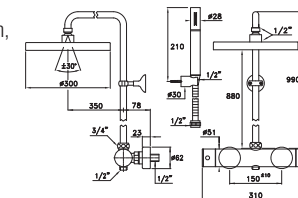
Gruppo termostatico doccia da esterno, completo di tubo doccia rigido modello 301 e soffione tondo art 316A da 300 mm

Exposed wall-mounted thermostatic mixer, with exposed rigid shower pipe ref. 301, hand shower 304, and shower head ref. 316A, diameter 300 mm

Mitigeur thermostatique bain-douche apparent avec colonne et pomme de douche de 300mm, douchette mural 304

CROMO-CHROME

UN 02611 CR00 1566,00



Completamenti

Completions

Compléments



868

Bocca di erogazione a parete per lavabo, snodata, attacco 1/2"

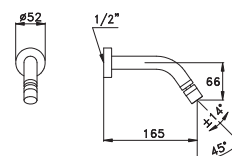
Wall-mounted washbasin spout, swivelling aerator, union 1/2"

Bec mural pour lavabo 1/2", diamètre, mousseur orientable à la sortie

CROMO- CHROME

UN 09006 CR00

88,00



861 - 1/2"

Bocca di erogazione a parete con rompigetto aeratore all'uscita e diametro tubo 23 mm (sporgenza da parete a centro uscita 200 mm)

Wall mounted spout with aerator and spout diameter 23 mm

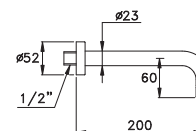
Projection from wall to outlet: 200 mm

Bec mural fixe diameter 23 mm. Mousseur Saille 200 mm

CROMO- CHROME

UN 09004 CR00

93,00



0/250

Bocca di erogazione a parete per vasca, attacco 3/4", lunghezza 140 mm

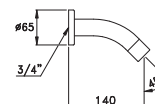
Wall-mounted bath spout, union 3/4", length 140 mm

Bec mural de baignoire 3/4", longueur 140 mm

CROMO- CHROME

UN 09000 CR00

90,00



0/255

Bocca per installazione su bordo vasca, attacco 3/4"

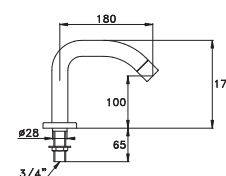
Bath spout for deck mounting 3/4"

Bec pour installation horizontal de baignoire 3/4"

CROMO- CHROME

UN 09007 CR00

120,00





0/256

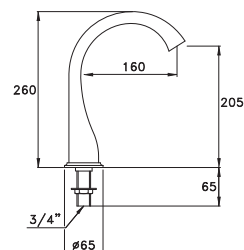
Bocca di erogazione

Bath spout

Bec haute à poser

CROMO- CHROME

UN 09008 CR00 211,00



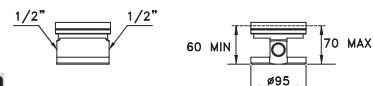
437-8

Corpo incasso per colonne a pavimento

Concealed body for free standing spout

Partie encastré pour bec au sol

UN 01550 0000 330,00



437 P.V.

Bocca a pavimento con rubinetto apertura e chiusura

Da installare su parte incasso codice UN 01550 0000

Free standing spout with flow control valve

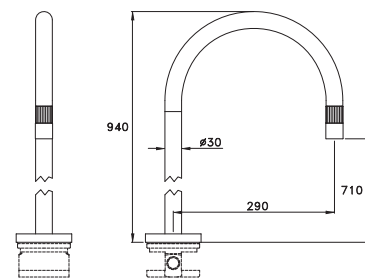
To be installed on built-in part code UN 01550 0000

Bec au sol avec robinet ouverture et fermeture intégré sur le bec

A installer sur la partie encastrée UN 01550 0000

CROMO- CHROME

UN 01500 CR00 607,00



438 P.V.

Bocca a pavimento con rubinetto apertura e chiusura e rubinetto miscelazione

Da installare su parte incasso codice UN 01550 0000

Free standing spout with control valve for opening, closing and mixing water

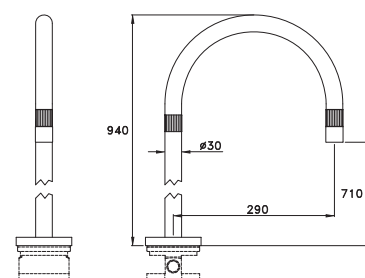
To be installed on built-in part code UN 01550 0000

Bec au sol avec robinet ouverture et fermeture avec mitigeur intégré sur le bec

A installer sur la partie encastrée UN 01550 0000

CROMO- CHROME

UN 01501 CR00 713,00





358

Scarico 1"1/4 per lavabo o bidet con apertura e chiusura del tappo a scatto con comando a pressione

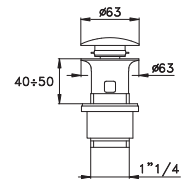
Drain 1"1/4 for basin or bidet with spring-opening and closing with push control

Vidage pour lavabo ou bidet avec commande à pression, type "clic-clac"

CROMO- CHROME

UN 09200 CR00

79,00



461T

Sifone a "bottiglia"; profilo tondo

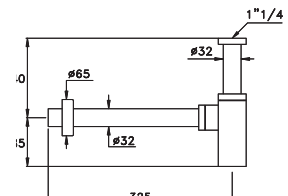
Round bottle trap

Siphon bouteille rond

CROMO- CHROME

UN 09402 CR00

125,00



703T - 3/4"

Rubinetto di cacciata per installazione da incasso a parete, con chiusura a vite

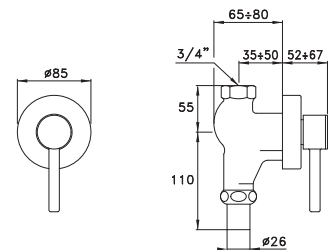
Flushing tap, concealed wall-mounting, screw closing valve 3/4"

Robinet de chasse à encastrer à fermeture manuelle

CROMO- CHROME

BT 08000 CR00

312,00



704T - 3/4"

Rubinetto di cacciata per installazione da incasso a parete, con chiusura a molla non ritardata

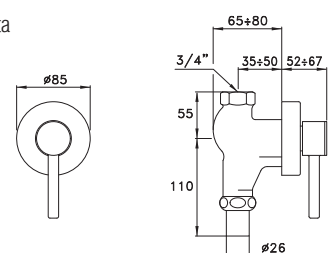
Flushing tap, concealed wall-mounting, with undelayed spring valve 3/4"

Robinet de chasse à encastrer avec fermeture à ressort non temporisée

CROMO- CHROME

BT 08100 CR00

318,00



3820

Placca per cassetta di scarico. Compatibile con i sistemi Geberit Sigma UP320 e UP720.

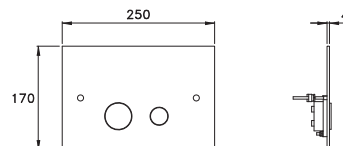
WC Control plate. Compatible with Geberit Sigma systems UP320 e UP720.

Plaque en laiton massif double touche. Compatible avec système Geberit Sigma UP320 et UP 720



CROMO- CHROME

UN 09500 CR00 345,00



338

Colonna di scarico per vasca con comando a volantino, codolo di uscita in materiale plastico Ø 40 mm

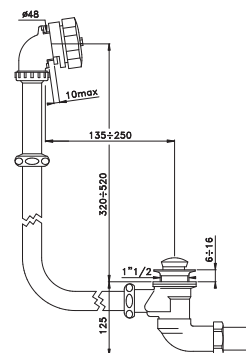
Vertical bath-drain pipe, handwheel control, plastic outlet pipe diameter 40 mm

Vidage de baignoire sans siphon, avec coude de sortie plastique Ø 40 mm



CROMO- CHROME

UN 09203 CR00 287,00



338AV

Come 338 ma interamente rifinita per installazione "a vista".

Vertical bath-drain pipe, handwheel control, plastic outlet pipe diameter 38 mm completely finished for installation in sight

Vidage de baignoire sans siphon, avec coude de sortie laiton Ø 38 mm pour installation apparente

CROMO- CHROME

UN 09204 CR00 842,00

338S

Colonna di scarico per vasca, con comando a volantino, completa di sifone, codolo di uscita in materiale plastico Ø 40 mm (chiusura idraulica 50 mm, secondo la Norma Europea)

Vertical bath-drain pipe, handwheel control, with trap, plastic outlet pipe diameter 40 mm (50 mm trap in conformity with European standards)

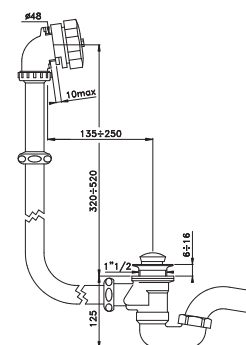
Vidage de baignoire avec siphon, coude de sortie plastique Ø 40 mm

Garde d'eau 50 mm, selon la Norme Européenn



CROMO- CHROME

UN 09205 CR00 364,00



338SAV

Come 338S ma rifinita per installazione "a vista"

Same as 338S but finished for installation in sight

Idem 338S, chromé pour installation apparente

CROMO- CHROME

UN 09206 CR00 942,00

Docce

Shower

Douches

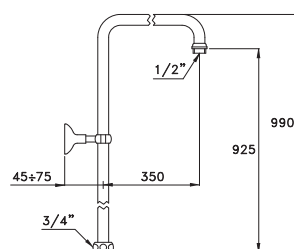


301

Tubo doccia rigido
Rigid shower pipe
Colonne de douche apparente

CROMO-CHROME

UN 03200 CR00 219,00

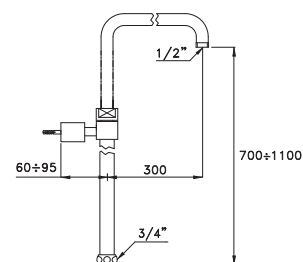


301TB

Tubo doccia Telescopico (altezza regolabile 70-100 cm)
Telescopic Shower pipe (adjustable height 70-110 cm)
Colonne réglable de douche apparent (70 à 110 cm)

CROMO-CHROME

UN 03201 CR00 348,00




303BIS

Braccio doccia
Shower arm
Bras de douche

CROMO-CHROME

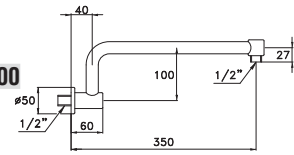
UN 03204 CR00 114,00





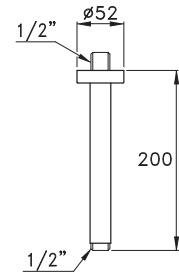
303L
Braccio doccia
Shower arm
Bras de douche

CROMO-CHROME **UN 03205 CR00 147,00**



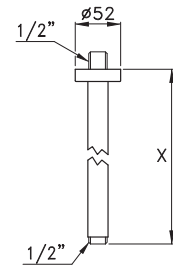
311T
Braccio doccia da soffitto
Ceiling shower arm
Bras de douche plafond

CROMO-CHROME **UN 03215 CR00 114,00**



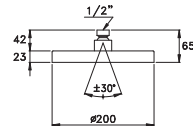
311TAR
Braccio doccia da soffitto, lunghezza a richiesta
Ceiling mounted shower arm, length on request
Bras de douche de plafond, longueur sur demande

CROMO-CHROME **UN 03216 CR00 144,00**



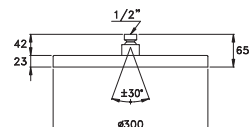
316A-200
Soffione a pioggia, modello sottile, con fondello smontabile a sistema anticalcare, orientabile con raccordo a snodo sferico - Ø 200 mm
Rain shower head, thin model, removable antilimestone system base, swinging ball-joint union, diameter 200 mm
Pomme de douche orientable à rotule, diamètre 200mm, équipée d'un système anti-calcaire

CROMO-CHROME **UN 03005 CR00 318,00**



316A-300
Soffione a pioggia, modello sottile, con fondello smontabile a sistema anticalcare, orientabile con raccordo a snodo sferico - Ø 300 mm
Rain shower head, thin model, removable antilimestone system base, swinging ball-joint union, diameter 300 mm
Pomme de douche orientable à rotule, diamètre 300mm, équipée d'un système anti-calcaire

CROMO-CHROME **UN 03006 CR00 608,00**



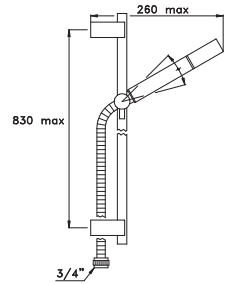


302

Doccia a mano completa di asta a parete
Shower hand-held and wall mounted slide bar
Ensemble de douche sur barre

CROMO- CHROME

UN 03100 CR00 238,00

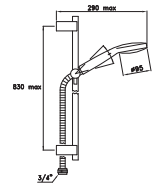


302 G1

Doccia a mano monogetto completa di asta a parete
Single-jet spray head and wall mounted slide bar
Douchette mono jet avec grille anti-calcaire et clapet anti-retour

CROMO- CHROME

UN 03101 CR00 266,00

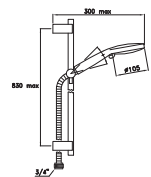


302 G3

Doccia a mano tre getti completa di asta a parete
3-jet spray head and wall mounted slide bar
Douchette 3 jets avec grille anti-calcaire, clapet anti-retour.

CROMO- CHROME

UN 03102 CR00 297,00



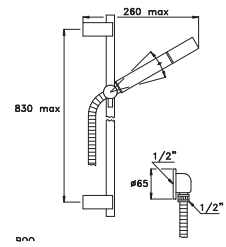


302A

Doccia a mano completa di asta a parete e presa di alimentazione a parete
Shower hand-held and wall mounted slide bar and wall intake
Ensemble de douche sur barre avec coude de sortie

CROMO-CHROME

UN 03103 CR00 263,00

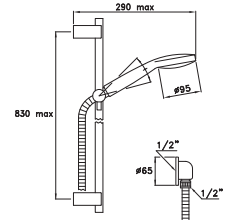


302A G1

Doccia a mano monogetto completa di asta a parete e presa di alimentazione a parete
Single-jet spray head and wall mounted slide bar and wall intake
Douchette mono jet avec grille anti-calcaire et clapet anti-retour avec coude de sortie

CROMO-CHROME

UN 03104 CR00 290,00

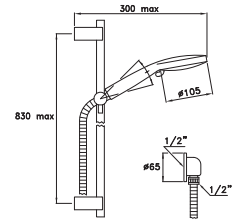


302A G3

Doccia a mano tre getti completa di asta a parete e presa di alimentazione a parete
3-jet spray head and wall mounted slide bar and wall intake
Douchette 3 jets avec grille anti-calcaire et clapet anti-retour avec coude de sortie

CROMO-CHROME

UN 03105 CR00 321,00

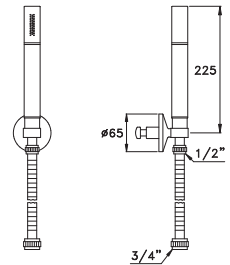


304

Doccia a mano completa di supporto fisso a parete
Hand spray head with wall bracket
Ensemble avec douchette et crochet fixe

CROMO-CHROME

UN 03106 CR00 120,00

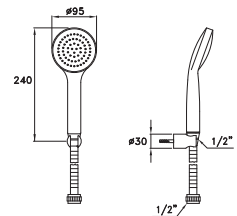


304 G1

Doccia a mano monogetto completa di supporto fisso a parete
Single-jet spray head with wall bracket
Douchette mono jet avec crochet fixe

CROMO-CHROME

UN 03107 CR00 148,00

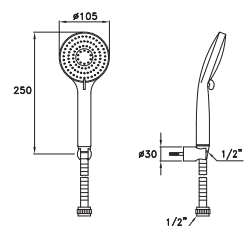


304 G3

Doccia a mano tre getti completa di supporto fisso a parete
3-jet spray head with wall bracket
Douchette 3 jets avec crochet fixe

CROMO-CHROME

UN 03108 CR00 177,00



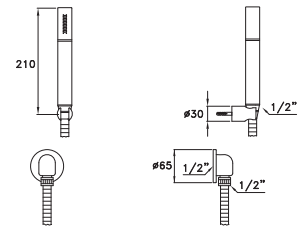


304A

Doccia a mano completa di supporto fisso a parete e presa di alimentazione a parete
 Hand spray head with wall bracket and wall intake
 Ensemble avec douchette, crochet fixe et coude de sortie

CROMO- CHROME

UN 03109 CR00 151,00

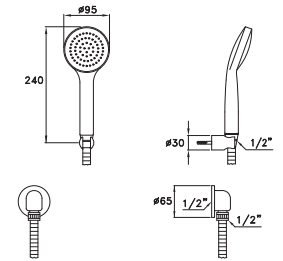


304A G1

Doccia a mano monogetto completa di supporto fisso a parete e presa di alimentazione a parete
 Single-jet spray head with wall bracket and wall intake
 Ensemble avec douchette mono jet, crochet fixe et coude de sortie

CROMO- CHROME

UN 03110 CR00 178,00

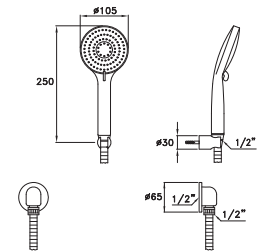


304A G3

Doccia a mano tre getti completa di supporto fisso a parete e presa di alimentazione a parete
 3-jet spray head with wall bracket and wall intake
 Ensemble avec douchette 3 jets, crochet fixe et coude de sortie

CROMO- CHROME

UN 03111 CR00 210,00

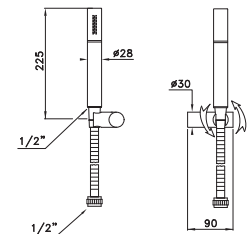


305

Doccia a mano completa di supporto alto orientabile
 Hand spray head with directional wall bracket
 Ensemble douchette avec support mural

CROMO- CHROME

UN 03112 CR00 192,00

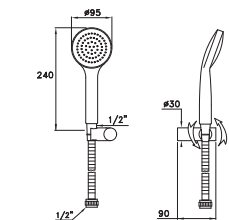


305 G1

Doccia a mano monogetto completa di supporto alto orientabile
 Single-jet spray head with directional wall bracket
 Ensemble avec douchette mono jet et support mural

CROMO- CHROME

UN 03113 CR00 219,00

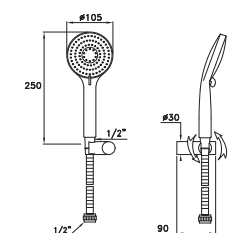


305 G3

Doccia a mano tre getti completa di supporto alto orientabile
 3-jet spray head with directional wall bracket
 Ensemble avec douchette 3 jets et support mural

CROMO- CHROME

UN 03114 CR00 249,00

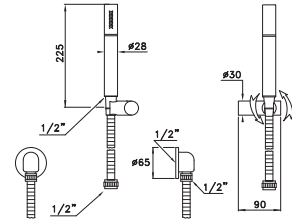




305A

Doccia a mano completa di supporto alto orientabile e presa di alimentazione a parete
 Hand spray head with directional wall bracket and wall intake
 Ensemble douchette avec support mural et coude de sortie

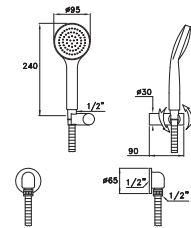
CROMO- CHROME **UN 03115 CR00 222,00**



305A G1

Doccia a mano monogetto completa di supporto alto orientabile e presa di alimentazione a parete
 Single-jet spray head with directional wall bracket and wall intake
 Ensemble douchette mono jet avec support mural et coude de sortie

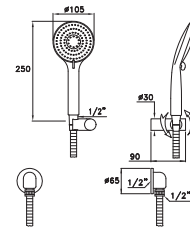
CROMO- CHROME **UN 03116 CR00 249,00**



305A G3

Doccia a mano tre getti completa di supporto alto orientabile e presa di alimentazione a parete
 3-jet spray head with directional wall bracket and wall intake
 Ensemble douchette 3 jets avec support mural et coude de sortie

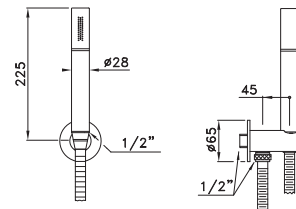
CROMO- CHROME **UN 03117 CR00 279,00**



304AT

Doccia a mano con supporto fisso a parete e presa di alimentazione integrata
 Hand shower with fixed bracket and wall water intake
 Ensemble douchette mural avec coude d'alimentation et support intégré

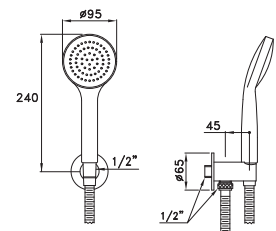
CROMO- CHROME **UN 03121 CR00 229,00**



304AT G1

Doccia a mano monogetto con supporto fisso a parete e presa di alimentazione integrata
 Hand shower with fixed bracket and wall water intake
 Ensemble douchette mono jet avec coude d'alimentation et support intégré

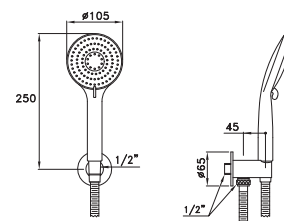
CROMO- CHROME **UN 03122 CR00 256,00**



304AT G3

Doccia a mano tre getti con supporto fisso a parete e presa di alimentazione integrata
 Hand shower with fixed bracket and wall water intake
 Ensemble douchette 3 jets avec coude d'alimentation et support intégré

CROMO- CHROME **UN 03123 CR00 286,00**



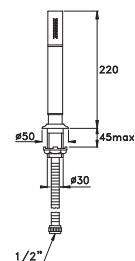


308

Doccia a mano per installazione su bordo vasca
Hand spray head for bath deck mounting
Douchette avec coulisseau

CROMO- CHROME

UN 03119 CR00 146,00

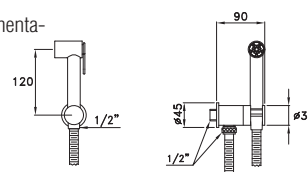


309AT

Doccia a mano modello Shut-Off, leva con ritorno automatico e supporto
Hand shower shut-off, lever with automatic return and support
Douchette en laiton Shut-Off avec manette de retour automatique, support avec coude d'alimentation, dispositif de sécurité et flexible

CROMO- CHROME

UN 03124 CR00 290,00

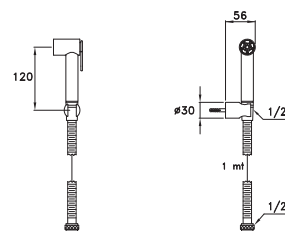


309T

Doccia a mano modello Shut-Off, leva con ritorno automatico e supporto
Hand shower shut-off, lever with automatic return and support
Douchette en laiton Shut-Off avec manette de retour automatique, support fixe et flexible

CROMO- CHROME

UN 03125 CR00 195,00

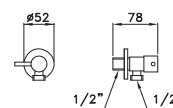


3194

Rubinetto di erogazione a parete
Wall mounted mixer
Robinet simple mural

CROMO- CHROME

UN 04003 CR00 39,00

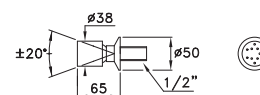


319

Soffione laterale esterno per doccia con sistema anticalcare
External body jet for showers with anti-limescale system
Douchette latérale apparente pour douche avec grille anti-calcaire

CROMO- CHROME

UN 03126 CR00 136,00

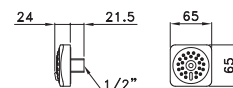


319G

Soffione laterale
Side spray-head body jet
Douchette latérale apparente

CROMO- CHROME

UN 03128 CR00 165,00



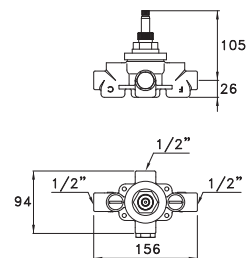
Isomix

IS3293

Parti incasso per figure is3293
 Concealed body for IS3293 thermostatic mixer
 Partie encastrée pour les mitigeurs IS3293



BRONZO - BRONZE **UN 06000 0000 362,00**

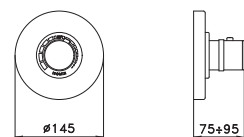


IS3293 P.V.

Parti in vista per miscelatore termostatico modello monoblocco IS3293
 Da installare su parte incasso codice UN 06000 0000
 Visible parts for thermostatic mixer IS 3293 one-piece model
 To be installed on built-in part code UN 06000 0000
 Façade pour mitigeur thermostatique.
 A installer sur la partie encastrée UN 06000 0000



CROMO - CHROME **BT 06010 CR00 264,00**

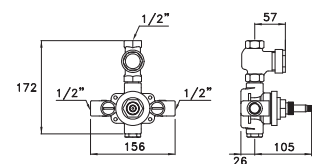


IS3292

Parti incasso per figure IS3292
 Concealed body for IS3292 thermostatic mixer
 Partie encastrée pour les mitigeurs IS3292



BRONZO - BRONZE **UN 06001 0000 432,00**





IS3292 P.V.

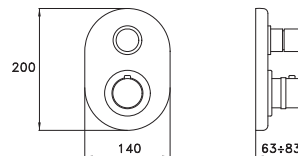
Parti in vista per miscelatore termostatico modello monoblocco IS3292 con rubinetto erogazione
Da installare su parte incasso codice UN 06001 0000

Visible parts for thermostatic mixer IS 3292 one-piece model with tap
To be installed on built-in part code UN 06001 0000

Façade pour mitigeur thermostatique avec robinet de sortie
A installer sur la partie encastrée UN 06001 0000

CROMO- CHROME

BT 06011 CR00 318,00

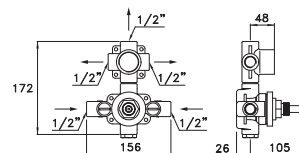


IS3294

Parti incasso per figure is3294
Concealed body for IS3294 thermostatic mixer
Partie encastrée pour les mitigeurs IS3294

BRONZO - BRONZE

UN 06002 0000 549,00



IS3294 P.V.

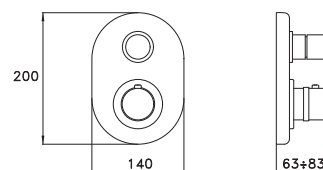
Parti in vista per miscelatore termostatico modello monoblocco IS3294 con rubinetto/deviatore
Da installare su parte incasso codice UN 06002 0000

Visible parts for thermostatic mixer IS 3294 one-piece model with two way tap/diverter
To be installed on built-in part code UN 06002 0000

Façade pour mitigeur thermostatique avec robinet/inverseur encastré à 2 sorties pour douche
A installer sur la partie encastrée UN 06002 0000

CROMO- CHROME

BT 06012 CR00 318,00

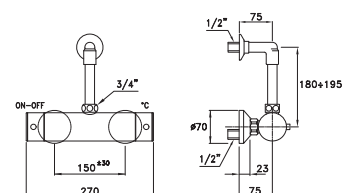


IS3285

Miscelatore termostatico esterno per doccia con rubinetto
Thermostatic external mixer for shower
Mitigeur thermostatique apparent pour douche

CROMO- CHROME

UN 06200 CR00 728,00





Scaldasalviette

Towel warmers

Sèche serviettes

981A - 3/4"

Scaldabiancheria a parete con valvolina di sfogo d'aria a tre tubi orizzontali, senza rubinetto di entrata né di uscita

Interasse tra gli attacchi:

in verticale 560 mm (fisso);
in orizzontale 800 mm (può essere ridotto al momento dell'ordine)

Wall mounted towel-warmer, with three horizontal pipes, without inlet and outlet valves, with air drain


Distance between connection:

in vertical 560 mm (fixed);
in horizontal 800 mm (can be shortened at order moment)

Sèche serviettes à 3 barres sans robinets, avec purgeur

Entraxe verticale (fixe): 560 mm

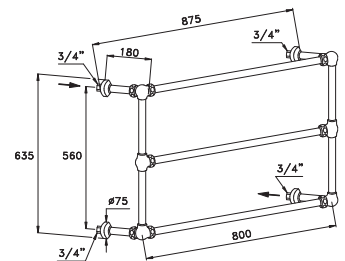
Entraxe horizontale (variable): 800 mm



CROMO-CHROME

UN 07002 CR00

964,00




981AR - 3/4"

Come 981A ma con raccordi a parete ridotti

Distanza da parete mm 140

Wall mounted towel-warmer, with three horizontal pipes, without inlet and outlet valves, with air drain and reduced wall-connectors. Distance from the wall: 140 mm

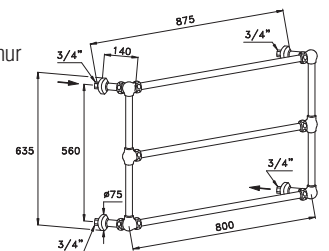
Sèche serviettes à 3 barres sans robinets, avec purgeur. Raccords réduits pour une saillie du mur de 140 mm



CROMO-CHROME

UN 07003 CR00

955,00



981E

Scaldasalviette elettrico a parete interamente in ottone. Modello a 3 tubi orizzontali. Funzionamento a 230 V.

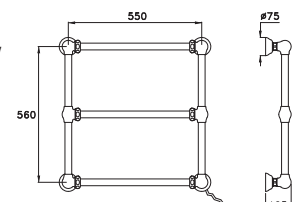
Electric towel-warmer made of brass. Model with 3 horizontal brass pipes. Operates at 230V.

Sèche serviette électrique murale en laiton. modèle à 3 barres horizontal. Fonctionnement à 230 V

CROMO-CHROME

IT 07200 CR00

1533,00



983A - 3/4"

Scaldabiancheria a parete con valvolina di sfogo d'aria a quattro tubi orizzontali senza rubinetto di entrata né di uscita

Interasse tra gli attacchi:

in verticale 690 mm (fisso);

in orizzontale 800 mm (può essere ridotto al momento dell'ordine)



Wall mounted towel-warmer, with four horizontal pipes, without inlet and outlet valves, with air drain

Distance between connection:

in vertical 690 mm (fixed);

in horizontal 800 mm (can be shortened at order moment)

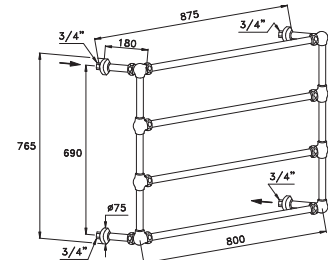
Sèche serviettes à 4 barres sans robinets, avec purgeur:

Entraxe verticale (fixe): 690 mm

Entraxe horizontale (variable): 800 mm

CROMO- CHROME

UN 07004 CR00 1248,00



983AR - 3/4"

Scaldabiancheria a parete con valvolina di sfogo d'aria a quattro tubi orizzontali, con rubinetto di entrata con maniglia Italica e con rubinetto di uscita a cappuccio chiuso

Interasse tra gli attacchi:

in verticale 690 mm (fisso);

in orizzontale 800 mm (può essere ridotto al momento dell'ordine)



Wall mounted towel-warmer, with four horizontal pipes, with inlet valve, with Italica handle and outlet valve without handle, with air drain

Distance between connection:

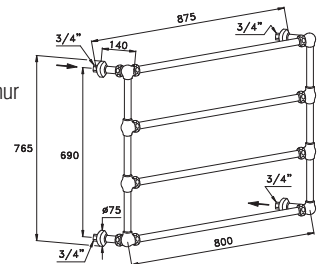
in vertical 690 mm (fixed);

in horizontal 800 mm (can be shortened at order moment)

Sèche serviettes à 4 barres sans robinets, avec purgeur. Raccords réduits pour une saillie du mur de 140 mm

CROMO- CHROME

UN 07005 CR00 1241,00



983E

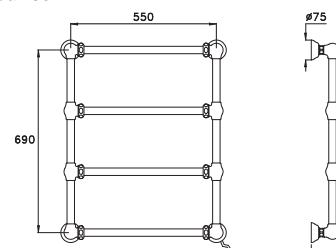
Scaldasalviette elettrico a parete interamente in ottone. Modello a 4 tubi orizzontali. Funzionamento a 230 V.


Electric towel-warmer made of brass. Model with 4 horizontal brass pipes. Operates at 230V.

Sèche serviette électrique murale en laito. Modèle à 4 barres horizontal. Fonctionnement à 230 V

CROMO- CHROME

UN 07300 CR00 1589,00





Pressione di Utilizzo/Working Pressure/ Pression d'utilisation

max 6 Bar

Pressione di utilizzo consigliata/Suggested working pressure / Pression d'utilisation conseillée

3 Bar

Pressione collaudo/Pressure testing/ Pression d'essai

6 Bar

Temperatura Acqua Calda/Hot water temperature/ Température eau chaude

max 95°C

Temp. Acqua Calda Suggestita/Suggested hot water temp./ Température eau chaude conseillée

70°C


Emissione termica Nominale ($\Delta t=60^\circ\text{C}$)/Nominal thermal emission ($\Delta t=60^\circ\text{C}$)/ Emission thermique nominale

200 Kcal/h

art 981

250 Kcal/h

art 983



Per informazioni tecniche rivolgersi al nostro servizio di assistenza

For any technical information please refer to our customer service

Pour les renseignements techniques contacter notre service d'assistance



LUCILLA



ACCESSORI ACCESSOIRES ACCESSORIES

pag 424

BAMBOO QUADRO

Design Marco Piva



Bamboo Quadro è la serie a sezione quadra.
Modernità e funzionalità si fondono in un rubinetto: contemporaneo e proiettato al futuro

Bamboo Quadro is the square section series. Modernity and function therefore seem to merge into a single object: contemporary yet with a view to the future.

Bamboo Quadro c'est la série à section carrée dessinée par Stella. Une série contemporaine d'aujourd'hui et de demain, où modernité et fonctionnalité semblent se confondre.

BAMBOO QUADRO 3224

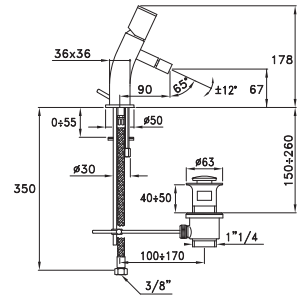
Miscelatore monocomando per lavabo o bidet e scarico 1"1/4

Single-lever washbasin or bider mixer and pop-up waste 1"1/4

Mitigeur monocommande pour lavabo ou bidet avec vidage de 1"1/4



CROMO- CHROME	BQ 00102 CR00	342,00
NICHEL-NICKEL	NI00	455,00
NICHEL PVD- NICKEL PVD	PV02	548,00
NICHEL SPAZ - NICKEL MATTE - NICKEL MAT	NI01	476,00
OTTONE PVD - BRASS PVD - LAITON PVD	PV01	548,00
ORO - GOLD - OR 24 CARATS	AU00	1163,00
ORO ROSA - ROSE GOLD- OR ROSE	AU02	917,00
ARGENTO - SILVER - ARGENT	AG00	1109,00
BRONZO - BRONZE	BZ00	548,00
BRONZO SCURO -DARK BRONZE - BRONZE NOIR	BZ01	548,00



BAMBOO QUADRO 3224HP120

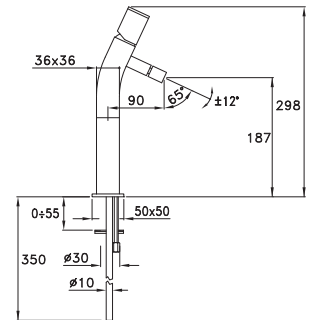
Miscelatore monocomando per bacino da appoggio su piano con colonna d'innalzamento (h = 120 mm), e scarico 1"1/4

Single-lever mixer for lay-on basin with raised base (h=120 mm) and pop-up waste 1"1/4

Mitigeur monocommande pour lavabo à poser, réhausse de 120mm, vidage de 1"1/4



CROMO- CHROME	BQ 00105 CR00	401,00
NICHEL-NICKEL	NI00	534,00
NICHEL PVD- NICKEL PVD	PV02	642,00
NICHEL SPAZ - NICKEL MATTE - NICKEL MAT	NI01	558,00
OTTONE PVD - BRASS PVD - LAITON PVD	PV01	642,00
ORO - GOLD - OR 24 CARATS	AU00	1364,00
ORO ROSA - ROSE GOLD- OR ROSE	AU02	1075,00
ARGENTO - SILVER - ARGENT	AG00	1300,00
BRONZO - BRONZE	BZ00	642,00
BRONZO SCURO -DARK BRONZE - BRONZE NOIR	BZ01	642,00



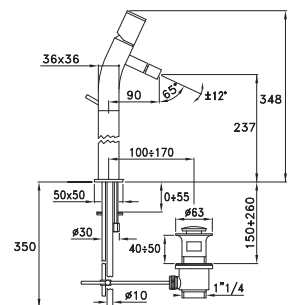
BAMBOO QUADRO 3224HP170

Miscelatore monocomando per bacino da appoggio su piano con colonna d'innalzamento (h = 170 mm), e scarico 1"1/4

Single-lever mixer for lay-on basin with raised base (h=170 mm) and pop-up waste 1"1/4

Mitigeur monocommande pour lavabo à poser, réhausse de 170 mm, vidage de 1"1/4

CROMO- CHROME	BQ 00108 CR00	432,00
NICHEL-NICKEL	NI00	575,00
NICHEL PVD- NICKEL PVD	PV02	692,00
NICHEL SPAZ - NICKEL MATTE - NICKEL MAT	NI01	601,00
OTTONE PVD - BRASS PVD - LAITON PVD	PV01	692,00
ORO - GOLD - OR 24 CARATS	AU00	1469,00
ORO ROSA - ROSE GOLD- OR ROSE	AU02	1158,00
ARGENTO - SILVER - ARGENT	AG00	1400,00
BRONZO - BRONZE	BZ00	692,00
BRONZO SCURO -DARK BRONZE - BRONZE NOIR	BZ01	692,00



BAMBOO QUADRO 3222

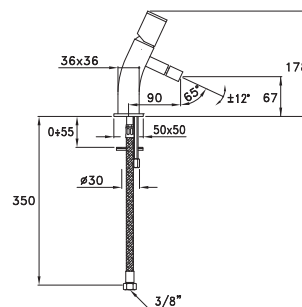
Miscelatore monocomando per lavabo o bidet

Single-lever washbasin or bidet mixer

Mitigeur monocommande pour lavabo ou bidet



CROMO- CHROME	BQ 00100 CR00	258,00
NICHEL-NICKEL	NI00	344,00
NICHEL PVD- NICKEL PVD	PV02	413,00
NICHEL SPAZ - NICKEL MATTE - NICKEL MAT	NI01	359,00
OTTONE PVD - BRASS PVD - LAITON PVD	PV01	413,00
ORO - GOLD - OR 24 CARATS	AU00	878,00
ORO ROSA - ROSE GOLD- OR ROSE	AU02	692,00
ARGENTO - SILVER - ARGENT	AG00	836,00
BRONZO - BRONZE	BZ00	413,00
BRONZO SCURO -DARK BRONZE - BRONZE NOIR	BZ01	413,00



BAMBOO QUADRO 3222HP120

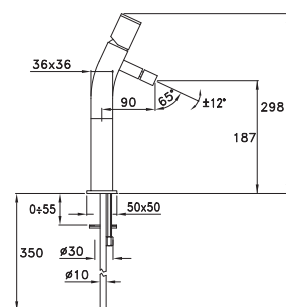
Miscelatore monocomando per bacino da appoggio su piano con colonna d'innalzamento (h = 120 mm)

Single-lever mixer for lay-on basin with raised base (h=120 mm)

Mitigeur monocommande pour lavabo à poser, réhausse de 120mm



CROMO- CHROME	BQ 00103 CR00	312,00
NICHEL-NICKEL	NI00	415,00
NICHEL PVD- NICKEL PVD	PV02	500,00
NICHEL SPAZ - NICKEL MATTE - NICKEL MAT	NI01	434,00
OTTONE PVD - BRASS PVD - LAITON PVD	PV01	500,00
ORO - GOLD - OR 24 CARATS	AU00	1061,00
ORO ROSA - ROSE GOLD- OR ROSE	AU02	837,00
ARGENTO - SILVER - ARGENT	AG00	1011,00
BRONZO - BRONZE	BZ00	500,00
BRONZO SCURO -DARK BRONZE - BRONZE NOIR	BZ01	500,00



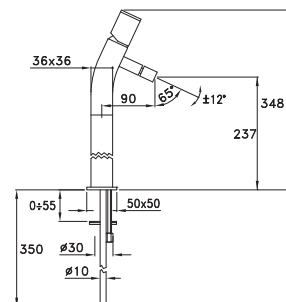
BAMBOO QUADRO 3222HP170

Miscelatore monocomando per bacino da appoggio su piano con colonna d'innalzamento (h = 170 mm)

Single-lever mixer for lay-on basin with raised base (h=170 mm)

Mitigeur monocommande pour lavabo à poser, réhausse de 170mm

CROMO- CHROME	BQ 00106 CR00	342,00
NICHEL-NICKEL	NI00	455,00
NICHEL PVD- NICKEL PVD	PV02	548,00
NICHEL SPAZ - NICKEL MATTE - NICKEL MAT	NI01	476,00
OTTONE PVD - BRASS PVD - LAITON PVD	PV01	548,00
ORO - GOLD - OR 24 CARATS	AU00	1163,00
ORO ROSA - ROSE GOLD- OR ROSE	AU02	917,00
ARGENTO - SILVER - ARGENT	AG00	1109,00
BRONZO - BRONZE	BZ00	548,00
BRONZO SCURO -DARK BRONZE - BRONZE NOIR	BZ01	548,00



BAMBOO QUADRO 3868 - 1/2"

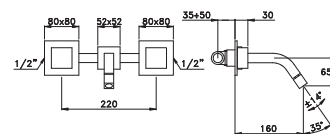
Gruppo tradizionale a 2 manopole per lavabo, per installazione da incasso a parete,

Concealed wall-mounted twin-control washbasin mixer

Mélangeur à encastrer à têtes traditionnelles pour lavabo



	BQ 01005 CR00	527,00
CROMO- CHROME		
NICHEL-NICKEL	NI00	701,00
NICHEL PVD- NICKEL PVD	PV02	844,00
NICHEL SPAZ - NICKEL MATTE - NICKEL MAT	NI01	733,00
OTTONE PVD - BRASS PVD - LAITON PVD	PV01	844,00
ORO - GOLD - OR 24 CARATS	AU00	1792,00
ORO ROSA - ROSE GOLD- OR ROSE	AU02	1413,00
ARGENTO - SILVER - ARGENT	AG00	1708,00
BRONZO - BRONZE	BZ00	844,00
BRONZO SCURO -DARK BRONZE - BRONZE NOIR	BZ01	844,00



3868MC - 1/2"

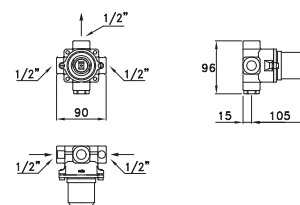
Corpo incasso per miscelatore monocomando per doccia

Built-in unit for single-command shower mixer

Corps encastré pour mitigeur monocommande de douche



BRONZO - BRONZE	UN 01400 0000	175,00
-----------------	----------------------	---------------



BAMBOO QUADRO 3868MC P.V.

Parti in vista per miscelatore monocomando lavabo, per installazione da incasso a parete

Da installare su corpo incasso cod UN 01400 0000

Concealed wall-mounted single-handle washbasin mixer, with spout

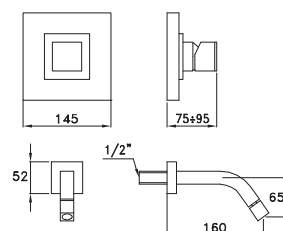
To be installed on built-in part code UN 01400 0000

Mitigeur monocommande à encastrer pour lavabo avec bec

A installer sur la partie encastrée UN 01400 0000



	BQ 01411 CR00	374,00
CROMO- CHROME		
NICHEL-NICKEL	NI00	498,00
NICHEL PVD- NICKEL PVD	PV02	599,00
NICHEL SPAZ - NICKEL MATTE - NICKEL MAT	NI01	520,00
OTTONE PVD - BRASS PVD - LAITON PVD	PV01	599,00
ORO - GOLD - OR 24 CARATS	AU00	1272,00
ORO ROSA - ROSE GOLD- OR ROSE	AU02	1003,00
ARGENTO - SILVER - ARGENT	AG00	1212,00
BRONZO - BRONZE	BZ00	599,00
BRONZO SCURO -DARK BRONZE - BRONZE NOIR	BZ01	599,00



BAMBOO QUADRO 868 - 1/2"

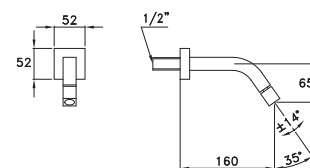
Bocca di erogazione a parete per lavabo, snodata, attacco 1/2"

Wall-mounted washbasin spout, swivelling aerator, union 1/2"

Bec mural pour lavabo 1/2", mousseur orientable à la sortie



	BQ 09006 CR00	86,00
CROMO- CHROME		
NICHEL-NICKEL	NI00	115,00
NICHEL PVD- NICKEL PVD	PV02	138,00
NICHEL SPAZ - NICKEL MATTE - NICKEL MAT	NI01	120,00
OTTONE PVD - BRASS PVD - LAITON PVD	PV01	138,00
ORO - GOLD - OR 24 CARATS	AU00	293,00
ORO ROSA - ROSE GOLD- OR ROSE	AU02	231,00
ARGENTO - SILVER - ARGENT	AG00	279,00
BRONZO - BRONZE	BZ00	138,00
BRONZO SCURO -DARK BRONZE - BRONZE NOIR	BZ01	138,00



BAMBOO QUADRO 0/150

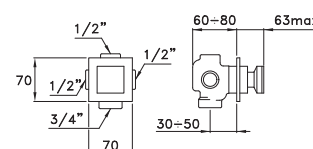
Deviatore automatico per vasca-doccia, per installazione da incasso a parete

Concealed automatic bath-shower diverter

Inverseur automatique à encastrer bain douche



	BQ 01200 CR00	277,00
CROMO- CHROME		
NICHEL-NICKEL	NI00	369,00
NICHEL PVD- NICKEL PVD	PV02	444,00
NICHEL SPAZ - NICKEL MATTE - NICKEL MAT	NI01	386,00
OTTONE PVD - BRASS PVD - LAITON PVD	PV01	444,00
ORO - GOLD - OR 24 CARATS	AU00	942,00
ORO ROSA - ROSE GOLD- OR ROSE	AU02	743,00
ARGENTO - SILVER - ARGENT	AG00	898,00
BRONZO - BRONZE	BZ00	444,00
BRONZO SCURO -DARK BRONZE - BRONZE NOIR	BZ01	444,00



BAMBOO QUADRO 0/153

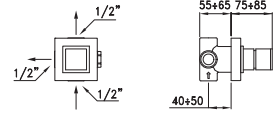
Deviatore/rubinetto per doccia a due vie per installazione da incasso

Two way diverter/shower tap for built-in installation

Robinet/inverseur encastré à 2 sorties pour douche



	BQ 01202 CR00	414,00
CROMO- CHROME		
NICHEL-NICKEL	NI00	551,00
NICHEL PVD- NICKEL PVD	PV02	663,00
NICHEL SPAZ - NICKEL MATTE - NICKEL MAT	NI01	576,00
OTTONE PVD - BRASS PVD - LAITON PVD	PV01	663,00
ORO - GOLD - OR 24 CARATS	AU00	1408,00
ORO ROSA - ROSE GOLD- OR ROSE	AU02	1110,00
ARGENTO - SILVER - ARGENT	AG00	1342,00
BRONZO - BRONZE	BZ00	663,00
BRONZO SCURO -DARK BRONZE - BRONZE NOIR	BZ01	663,00



BAMBOO QUADRO 0/155

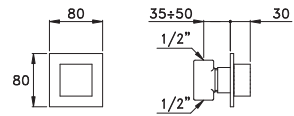
Rubinetto a passaggio diretto per installazione da incasso a parete

Concealed straight control valve

Robinet droit à encastrer



	BQ 01102 CR00	217,00
CROMO- CHROME		
NICHEL-NICKEL	NI00	289,00
NICHEL PVD- NICKEL PVD	PV02	348,00
NICHEL SPAZ - NICKEL MATTE - NICKEL MAT	NI01	302,00
OTTONE PVD - BRASS PVD - LAITON PVD	PV01	348,00
ORO - GOLD - OR 24 CARATS	AU00	738,00
ORO ROSA - ROSE GOLD- OR ROSE	AU02	582,00
ARGENTO - SILVER - ARGENT	AG00	704,00
BRONZO - BRONZE	BZ00	348,00
BRONZO SCURO -DARK BRONZE - BRONZE NOIR	BZ01	348,00



3250MC - 1/2"

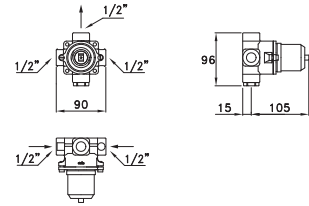
Corpo incasso per miscelatore monocomando per doccia

Built-in unit for single-command shower mixer

Corps encastré pour mitigeur mono commande de douche



BRONZO - BRONZE	UN 01400 0000	175,00
-----------------	----------------------	---------------



BAMBOO QUADRO 3250MC

Parti in vista per miscelatore monocomando vasca, per installazione da incasso a parete.

Da installare su corpo incasso cod UN 01400 0000

Concealed wall-mounted single-handle washbasin mixer, with spout

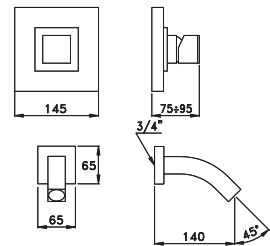
To be installed on built-in part code UN 01400 0000

Mitigeur monocommande à encastrer pour baignoire avec bec

A installer sur la partie encastrée UN 01400 0000



	BQ 01412 CR00	380,00
CROMO- CHROME		
NICHEL-NICKEL	NI00	506,00
NICHEL PVD- NICKEL PVD	PV02	608,00
NICHEL SPAZ - NICKEL MATTE - NICKEL MAT	NI01	529,00
OTTONE PVD - BRASS PVD - LAITON PVD	PV01	608,00
ORO - GOLD - OR 24 CARATS	AU00	1292,00
ORO ROSA - ROSE GOLD- OR ROSE	AU02	1019,00
ARGENTO - SILVER - ARGENT	AG00	1232,00
BRONZO - BRONZE	BZ00	608,00
BRONZO SCURO -DARK BRONZE - BRONZE NOIR	BZ01	608,00




BAMBOO QUADRO 3250TR

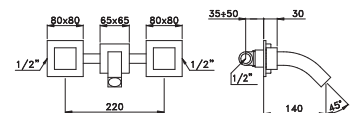
Gruppo tradizionale a 2 manopole per vasca, per installazione da incasso a parete

Concealed wall-mounted twin-control bath mixer

Mélangeur à encastrer pour baignoire



	BQ 01302 CR00	551,00
CROMO- CHROME		
NICHEL-NICKEL	NI00	733,00
NICHEL PVD- NICKEL PVD	PV02	882,00
NICHEL SPAZ - NICKEL MATTE - NICKEL MAT	NI01	766,00
OTTONE PVD - BRASS PVD - LAITON PVD	PV01	882,00
ORO - GOLD - OR 24 CARATS	AU00	1874,00
ORO ROSA - ROSE GOLD- OR ROSE	AU02	1477,00
ARGENTO - SILVER - ARGENT	AG00	1786,00
BRONZO - BRONZE	BZ00	882,00
BRONZO SCURO -DARK BRONZE - BRONZE NOIR	BZ01	882,00



BAMBOO QUADRO 3254TR

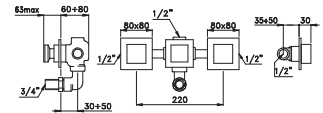
Gruppo tradizionale a 2 monopole per vasca/doccia per installazione da incasso a parete, deviatore automatico

Concealed wall-mounted twin-control bath & shower mixer, automatic diverter

Mélangeur à encastrer pour baignoire avec inverseur automatique



CROMO- CHROME	BQ 03101 CR00	765,00
NICHEL-NICKEL	NI00	1018,00
NICHEL PVD- NICKEL PVD	PV02	1224,00
NICHEL SPAZ - NICKEL MATTE - NICKEL MAT	NI01	1064,00
OTTONE PVD - BRASS PVD - LAITON PVD	PV01	1224,00
ORO - GOLD - OR 24 CARATS	AU00	2601,00
ORO ROSA - ROSE GOLD- OR ROSE	AU02	2051,00
ARGENTO - SILVER - ARGENT	AG00	2479,00
BRONZO - BRONZE	BZ00	1224,00
BRONZO SCURO -DARK BRONZE - BRONZE NOIR	BZ01	1224,00



BAMBOO QUADRO 0/250

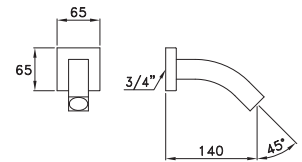
Bocca di erogazione a parete per vasca, attacco 3/4", lunghezza 140 mm

Wall-mounted bath spout, union 3/4", length 140 mm

Bec mural de baignoire 3/4", longueur 140 mm



CROMO- CHROME	BQ 09000 CR00	91,00
NICHEL-NICKEL	NI00	122,00
NICHEL PVD- NICKEL PVD	PV02	146,00
NICHEL SPAZ - NICKEL MATTE - NICKEL MAT	NI01	127,00
OTTONE PVD - BRASS PVD - LAITON PVD	PV01	146,00
ORO - GOLD - OR 24 CARATS	AU00	310,00
ORO ROSA - ROSE GOLD- OR ROSE	AU02	244,00
ARGENTO - SILVER - ARGENT	AG00	295,00
BRONZO - BRONZE	BZ00	146,00
BRONZO SCURO -DARK BRONZE - BRONZE NOIR	BZ01	146,00



BAMBOO QUADRO 3267/306

Gruppo monocomando per vasca doccia, per installazione esterna a parete, completo di doccia a mano e deviatore fornito di dispositivo di ritorno automatico alla posizione vasca

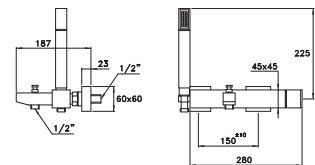
Pressione dinamica minima richiesta: 0,5 bar.

Exposed wall-mounted single-handle bath & shower mixer, with automatic return to bath position diverter, hand shower with. Minimum required dynamic pressure: 0,5 bar

Mitigeur monocommande mural apparent pour bain douche, avec inverseur automatique, douchette. Pression dynamique minimale: 0,5 bar



CROMO- CHROME	BQ 02004 CR00	814,00
NICHEL-NICKEL	NI00	1083,00
NICHEL PVD- NICKEL PVD	PV02	1303,00
NICHEL SPAZ - NICKEL MATTE - NICKEL MAT	NI01	1132,00
OTTONE PVD - BRASS PVD - LAITON PVD	PV01	1303,00
ORO - GOLD - OR 24 CARATS	AU00	2768,00
ORO ROSA - ROSE GOLD- OR ROSE	AU02	2182,00
ARGENTO - SILVER - ARGENT	AG00	2638,00
BRONZO - BRONZE	BZ00	1303,00
BRONZO SCURO -DARK BRONZE - BRONZE NOIR	BZ01	1303,00



BAMBOO QUADRO 3267/302-6

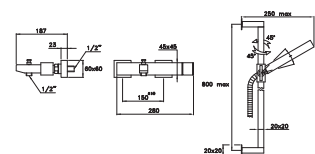
Gruppo monocomando per vasca/doccia per installazione esterna a parete, deviatore con ritorno automatico, asta a parete, supporto scorrevole e doccia a mano

Exposed wall-mounted single-handle bath & shower mixer, bracket for hand shower with automatic return diverter and wall-mounted slider bar, sliding jointed support and hand shower.

Mitigeur bain douche apparent avec ensemble douchette sur barre



CROMO- CHROME	BQ 02007 CR00	1331,00
NICHEL-NICKEL	NI00	1771,00
NICHEL PVD- NICKEL PVD	PV02	2130,00
NICHEL SPAZ - NICKEL MATTE - NICKEL MAT	NI01	1851,00
OTTONE PVD - BRASS PVD - LAITON PVD	PV01	2130,00
ORO - GOLD - OR 24 CARATS	AU00	4526,00
ORO ROSA - ROSE GOLD- OR ROSE	AU02	3568,00
ARGENTO - SILVER - ARGENT	AG00	4313,00
BRONZO - BRONZE	BZ00	2130,00
BRONZO SCURO -DARK BRONZE - BRONZE NOIR	BZ01	2130,00



BAMBOO QUADRO 3283

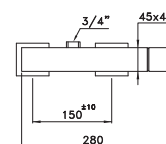
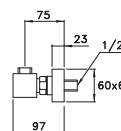
Gruppo monocomando per doccia per installazione esterna a parete, con uscita verso l'alto

Exposed wall-mounted single-handle shower mixer, with upward water outlet

Mitigeur de douche apparent avec sortie vers le haut.



	BQ 02400	CR00	634,00
CROMO- CHROME			
NICHEL-NICKEL		NI00	844,00
NICHEL PVD- NICKEL PVD		PV02	1015,00
NICHEL SPAZ - NICKEL MATTE - NICKEL MAT		NI01	882,00
OTTONE PVD - BRASS PVD - LAITON PVD		PV01	1015,00
ORO - GOLD - OR 24 CARATS		AU00	2156,00
ORO ROSA - ROSE GOLD- OR ROSE		AU02	1700,00
ARGENTO - SILVER - ARGENT		AG00	2055,00
BRONZO - BRONZE		BZ00	1015,00
BRONZO SCURO - DARK BRONZE - BRONZE NOIR		BZ01	1015,00



BAMBOO QUADRO 3283C

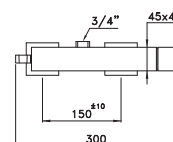
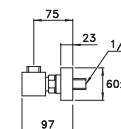
Gruppo monocomando per doccia per installazione esterna a parete, con uscita verso l'alto e completo di supporto per doccia

Exposed wall-mounted single-handle shower mixer, with upward water outlet and but with bracket for hand shower

Mitigeur de douche apparent avec sortie vers le haut et avec support douchette



	BQ 02401	CR00	647,00
CROMO- CHROME			
NICHEL-NICKEL		NI00	861,00
NICHEL PVD- NICKEL PVD		PV02	1036,00
NICHEL SPAZ - NICKEL MATTE - NICKEL MAT		NI01	900,00
OTTONE PVD - BRASS PVD - LAITON PVD		PV01	1036,00
ORO - GOLD - OR 24 CARATS		AU00	2200,00
ORO ROSA - ROSE GOLD- OR ROSE		AU02	1734,00
ARGENTO - SILVER - ARGENT		AG00	2097,00
BRONZO - BRONZE		BZ00	1036,00
BRONZO SCURO - DARK BRONZE - BRONZE NOIR		BZ01	1036,00



BAMBOO QUADRO 3283A

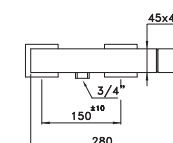
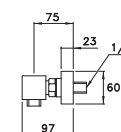
Gruppo monocomando per doccia per installazione esterna a parete, con uscita verso il basso

Exposed wall-mounted single-handle shower mixer, with downward water outlet.

Mitigeur de douche apparent avec sortie vers le bas



	BQ 02402	CR00	634,00
CROMO- CHROME			
NICHEL-NICKEL		NI00	844,00
NICHEL PVD- NICKEL PVD		PV02	1015,00
NICHEL SPAZ - NICKEL MATTE - NICKEL MAT		NI01	882,00
OTTONE PVD - BRASS PVD - LAITON PVD		PV01	1015,00
ORO - GOLD - OR 24 CARATS		AU00	2156,00
ORO ROSA - ROSE GOLD- OR ROSE		AU02	1700,00
ARGENTO - SILVER - ARGENT		AG00	2055,00
BRONZO - BRONZE		BZ00	1015,00
BRONZO SCURO - DARK BRONZE - BRONZE NOIR		BZ01	1015,00



BAMBOO QUADRO 3283AC

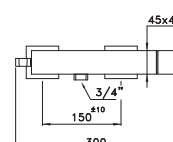
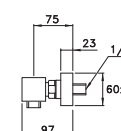
Gruppo monocomando per doccia per installazione esterna a parete, con uscita verso completo di supporto per doccia

Exposed wall-mounted single-handle shower mixer, with downward water outlet with downward and water outlet.

Mitigeur de douche apparent avec sortie vers le bas, avec support douchette



	BQ 02403	CR00	647,00
CROMO- CHROME			
NICHEL-NICKEL		NI00	861,00
NICHEL PVD- NICKEL PVD		PV02	1036,00
NICHEL SPAZ - NICKEL MATTE - NICKEL MAT		NI01	900,00
OTTONE PVD - BRASS PVD - LAITON PVD		PV01	1036,00
ORO - GOLD - OR 24 CARATS		AU00	2200,00
ORO ROSA - ROSE GOLD- OR ROSE		AU02	1734,00
ARGENTO - SILVER - ARGENT		AG00	2097,00
BRONZO - BRONZE		BZ00	1036,00
BRONZO SCURO - DARK BRONZE - BRONZE NOIR		BZ01	1036,00



BAMBOO QUADRO 3283/420/306-200

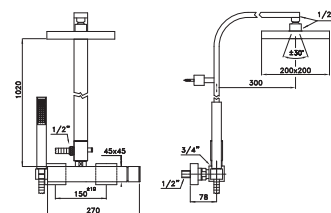
Gruppo monocomando per doccia per installazione esterna a parete, completo di tubo doccia e soffione quadro da 200 mm

Exposed wall-mounted single-handle shower mixer, with exposed rigid shower pipe and shower head square 200 mm

Mitigeur de douche apparent avec colonne et pomme de douche de 200mm



	BQ 02421 CR00	2698,00
CROMO- CHROME		
NICHEL-NICKEL	NI00	3589,00
NICHEL PVD- NICKEL PVD	PV02	4317,00
NICHEL SPAZ - NICKEL MATTE - NICKEL MAT	NI01	3751,00
OTTONE PVD - BRASS PVD - LAITON PVD	PV01	4317,00
ORO - GOLD - OR 24 CARATS	AU00	9174,00
ORO ROSA - ROSE GOLD- OR ROSE	AU02	7231,00
ARGENTO - SILVER - ARGENT	AG00	8742,00
BRONZO - BRONZE	BZ00	4317,00
BRONZO SCURO -DARK BRONZE - BRONZE NOIR	BZ01	4317,00



BAMBOO QUADRO 3283/420/306-300

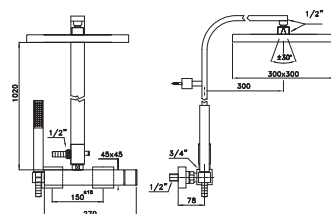
Gruppo monocomando per doccia per installazione esterna a parete, completo di tubo doccia e soffione quadro da 300 mm

Exposed wall-mounted single-handle shower mixer, with exposed rigid shower pipe and shower head square 300 mm

Mitigeur de douche apparent avec colonne et pomme de douche de 300mm



	BQ 02422 CR00	2998,00
CROMO- CHROME		
NICHEL-NICKEL	NI00	3988,00
NICHEL PVD- NICKEL PVD	PV02	4797,00
NICHEL SPAZ - NICKEL MATTE - NICKEL MAT	NI01	4168,00
OTTONE PVD - BRASS PVD - LAITON PVD	PV01	4797,00
ORO - GOLD - OR 24 CARATS	AU00	10194,00
ORO ROSA - ROSE GOLD- OR ROSE	AU02	8035,00
ARGENTO - SILVER - ARGENT	AG00	9714,00
BRONZO - BRONZE	BZ00	4797,00
BRONZO SCURO -DARK BRONZE - BRONZE NOIR	BZ01	4797,00



BAMBOO QUADRO 3283/420/304-200

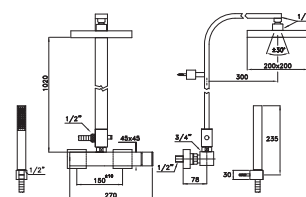
Gruppo monocomando doccia da esterno, completo di tubo doccia rigido e soffione quadro art 320A da 200 mm

Exposed wall-mounted mixer, with exposed rigid shower pipe, hand shower and shower head ref. 320A, square 200 mm

Mitigeur monocommande bain-douche apparent avec colonne et pomme de douche de 200mm, douchette mural 304



	BQ 02423 CR00	2842,00
CROMO- CHROME		
NICHEL-NICKEL	NI00	3780,00
NICHEL PVD- NICKEL PVD	PV02	4548,00
NICHEL SPAZ - NICKEL MATTE - NICKEL MAT	NI01	3951,00
OTTONE PVD - BRASS PVD - LAITON PVD	PV01	4548,00
ORO - GOLD - OR 24 CARATS	AU00	9663,00
ORO ROSA - ROSE GOLD- OR ROSE	AU02	7617,00
ARGENTO - SILVER - ARGENT	AG00	9207,00
BRONZO - BRONZE	BZ00	4548,00
BRONZO SCURO -DARK BRONZE - BRONZE NOIR	BZ01	4548,00



BAMBOO QUADRO 3283/420/304-300

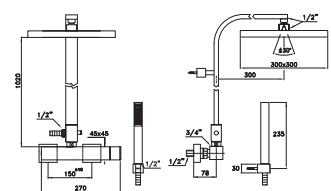
Gruppo monocomando doccia da esterno, completo di tubo doccia rigido e soffione quadro art 320A da 300 mm

Exposed wall-mounted mixer, with exposed rigid shower pipe, hand shower and shower head ref. 320A, square 300 mm

Mitigeur monocommande bain-douche apparent avec colonne et pomme de douche de 300mm, douchette mural 304



	BQ 02424 CR00	3146,00
CROMO- CHROME		
NICHEL-NICKEL	NI00	4185,00
NICHEL PVD- NICKEL PVD	PV02	5034,00
NICHEL SPAZ - NICKEL MATTE - NICKEL MAT	NI01	4373,00
OTTONE PVD - BRASS PVD - LAITON PVD	PV01	5034,00
ORO - GOLD - OR 24 CARATS	AU00	10697,00
ORO ROSA - ROSE GOLD- OR ROSE	AU02	8432,00
ARGENTO - SILVER - ARGENT	AG00	10194,00
BRONZO - BRONZE	BZ00	5034,00
BRONZO SCURO -DARK BRONZE - BRONZE NOIR	BZ01	5034,00



BAMBOO QUADRO 3283AC/302-6

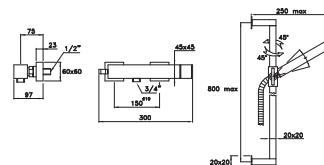
Gruppo monocomando per doccia per installazione esterna a parete, completo di supporto, doccia, e asta a parete orientabile con supporto scorrevole

Exposed wall-mounted single-handle shower mixer, bracket for hand shower, wall-mounted slide bar, sliding jointed support and hand shower

Mitigeur de douche apparent avec ensemble douchette sur barre



CROMO- CHROME	BQ 02420 CR00	1238,00
NICHEL-NICKEL	NI00	1647,00
NICHEL PVD- NICKEL PVD	PV02	1981,00
NICHEL SPAZ - NICKEL MATTE - NICKEL MAT	NI01	1721,00
OTTONE PVD - BRASS PVD - LAITON PVD	PV01	1981,00
ORO - GOLD - OR 24 CARATS	AU00	4210,00
ORO ROSA - ROSE GOLD- OR ROSE	AU02	3318,00
ARGENTO - SILVER - ARGENT	AG00	4012,00
BRONZO - BRONZE	BZ00	1981,00
BRONZO SCURO - DARK BRONZE - BRONZE NOIR	BZ01	1981,00



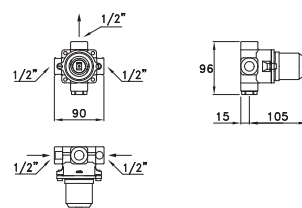
3292MC

Corpo incasso per miscelatore monocomando per doccia

Built-in unit for single-command shower mixer

Corps encastré pour mitigeur monocommande de douche

BRONZO - BRONZE	UN 01400 0000	175,00
-----------------	---------------	--------



BAMBOO QUADRO 3292MC

Parti in vista per miscelatore monocomando per doccia

Da vendere unitamente al corpo incasso cod.UN 01400 0000

Exposed parts for single-command shower mixer

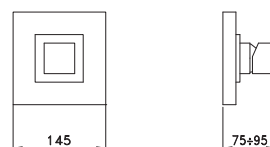
To be installed on built-in part code UN 01400 0000

Façade apparente pour mitigeur monocommande de douche

A installer sur la partie encastrée UN 01400 0000



CROMO- CHROME	BQ 01410 CR00	292,00
NICHEL-NICKEL	NI00	389,00
NICHEL PVD- NICKEL PVD	PV02	468,00
NICHEL SPAZ - NICKEL MATTE - NICKEL MAT	NI01	406,00
OTTONE PVD - BRASS PVD - LAITON PVD	PV01	468,00
ORO - GOLD - OR 24 CARATS	AU00	993,00
ORO ROSA - ROSE GOLD- OR ROSE	AU02	783,00
ARGENTO - SILVER - ARGENT	AG00	947,00
BRONZO - BRONZE	BZ00	468,00
BRONZO SCURO - DARK BRONZE - BRONZE NOIR	BZ01	468,00



BAMBOO QUADRO 3292TR

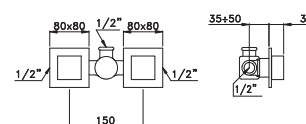
Gruppo tradizionale a 2 manopole per doccia, per installazione da incasso a parete, con connessioni interne non montate.

Concealed wall-mounted twin-control shower mixer, with internal connections not assembled.

Mélangeur à encastrer pour douche, pièces de raccordement non montées



CROMO- CHROME	BQ 01300 CR00	455,00
NICHEL-NICKEL	NI00	606,00
NICHEL PVD- NICKEL PVD	PV02	728,00
NICHEL SPAZ - NICKEL MATTE - NICKEL MAT	NI01	633,00
OTTONE PVD - BRASS PVD - LAITON PVD	PV01	728,00
ORO - GOLD - OR 24 CARATS	AU00	1547,00
ORO ROSA - ROSE GOLD- OR ROSE	AU02	1220,00
ARGENTO - SILVER - ARGENT	AG00	1475,00
BRONZO - BRONZE	BZ00	728,00
BRONZO SCURO - DARK BRONZE - BRONZE NOIR	BZ01	728,00



Completamenti

Completions

Compléments

868

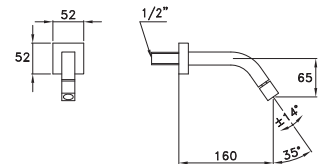
Bocca di erogazione a parete per lavabo, snodata, attacco 1/2"

Wall-mounted washbasin spout, swivelling aerator, union 1/2"

Bec mural pour lavabo 1/2", mousseur orientable à la sortie



CROMO- CHROME	BQ 09006 CRO0	86,00
NICHEL-NICKEL	NI00	115,00
NICHEL PVD- NICKEL PVD	PV02	138,00
NICHEL SPAZ - NICKEL MATTE - NICKEL MAT	NI01	120,00
OTTONE PVD - BRASS PVD - LAITON PVD	PV01	138,00
ORO - GOLD - OR 24 CARATS	AU00	293,00
ORO ROSA - ROSE GOLD- OR ROSE	AU02	231,00
ARGENTO - SILVER - ARGENT	AG00	279,00
BRONZO - BRONZE	BZ00	138,00
BRONZO SCURO - DARK BRONZE - BRONZE NOIR	BZ01	138,00



358

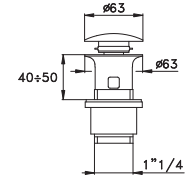
Scarico 1"1/4 per lavabo o bidet con apertura e chiusura del tappo a scatto con comando a pressione

Drain 1"1/4 for basin or bidet with spring-opening and closing with push control

Vidage pour lavabo ou bidet avec commande à pression, type "clic-clac"



CROMO- CHROME	UN 09200 CRO0	79,00
NICHEL-NICKEL	NI00	110,00
NICHEL PVD- NICKEL PVD	PV02	134,00
NICHEL SPAZ - NICKEL MATTE - NICKEL MAT	NI01	116,00
OTTONE PVD - BRASS PVD - LAITON PVD	PV01	134,00
ORO - GOLD - OR 24 CARATS	AU00	277,00
ORO ROSA - ROSE GOLD- OR ROSE	AU02	194,00
ARGENTO - SILVER - ARGENT	AG00	249,00
BRONZO - BRONZE	BZ00	134,00
BRONZO SCURO - DARK BRONZE - BRONZE NOIR	BZ01	134,00



461Q

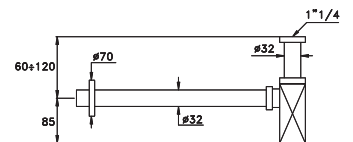
Sifone a "bottiglia"; profilo quadro

Square bottle trap

Siphon bouteille carré



CROMO- CHROME	UN 09403 CRO0	155,00
NICHEL-NICKEL	NI00	216,00
NICHEL PVD- NICKEL PVD	PV02	264,00
NICHEL SPAZ - NICKEL MATTE - NICKEL MAT	NI01	227,00
OTTONE PVD - BRASS PVD - LAITON PVD	PV01	264,00
ORO - GOLD - OR 24 CARATS	AU00	543,00
ORO ROSA - ROSE GOLD- OR ROSE	AU02	381,00
ARGENTO - SILVER - ARGENT	AG00	489,00
BRONZO - BRONZE	BZ00	264,00
BRONZO SCURO - DARK BRONZE - BRONZE NOIR	BZ01	264,00



703Q- 3/4"

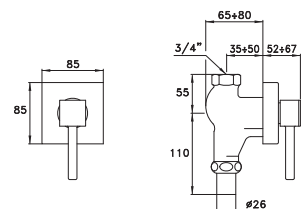
Rubinetto di cacciata per installazione da incasso a parete, con chiusura a molla non ritardata

Flushing tap, concealed wall-mounting, with undelayed spring valve

Robinet de chasse à encastrer avec fermeture à ressort non temporisée



CROMO- CHROME	BQ 08000 CRO0	370,00
NICHEL-NICKEL	NI00	500,00
NICHEL PVD- NICKEL PVD	PV02	630,00
NICHEL SPAZ - NICKEL MATTE - NICKEL MAT	NI01	525,00
OTTONE PVD - BRASS PVD - LAITON PVD	PV01	630,00
ORO - GOLD - OR 24 CARATS	AU00	1295,00
ORO ROSA - ROSE GOLD- OR ROSE	AU02	907,00
ARGENTO - SILVER - ARGENT	AG00	1166,00
BRONZO - BRONZE	BZ00	630,00
BRONZO SCURO - DARK BRONZE - BRONZE NOIR	BZ01	630,00



704Q - 3/4"

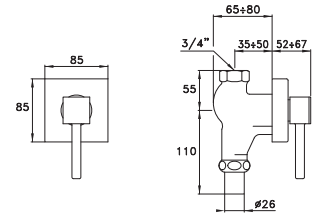
Rubinetto di cacciata per installazione da incasso a parete, con chiusura a molla non ritardata

Flushing tap, concealed wall-mounting, with undelayed spring valve 3/4"

Robinet de chasse à encastrer avec fermeture à ressort non temporisée



	BQ 08100 CROO	381,00
CROMO- CHROME		
NICHEL-NICKEL	NI00	513,00
NICHEL PVD- NICKEL PVD	PV02	646,00
NICHEL SPAZ - NICKEL MATTE - NICKEL MAT	NI01	539,00
OTTONE PVD - BRASS PVD - LAITON PVD	PV01	646,00
ORO - GOLD - OR 24 CARATS	AU00	1328,00
ORO ROSA - ROSE GOLD- OR ROSE	AU02	930,00
ARGENTO - SILVER - ARGENT	AG00	1196,00
BRONZO - BRONZE	BZ00	646,00
BRONZO SCURO -DARK BRONZE - BRONZE NOIR	BZ01	646,00



3820

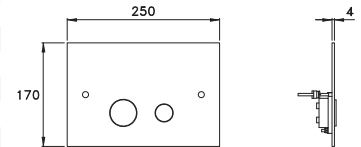
Placca per cassetta di scarico. Compatibile con i sistemi Geberit Sigma UP320 e UP720.

WC Control plate. Compatible with Geberit Sigma systems UP320 e UP720.

Plaque en laiton massif double touche. Compatible avec système Geberit Sigma UP320 etUP 720



	UN 09500 CROO	345,00
CROMO- CHROME		
NICHEL-NICKEL	NI00	480,00
NICHEL PVD- NICKEL PVD	PV02	587,00
NICHEL SPAZ - NICKEL MATTE - NICKEL MAT	NI01	504,00
OTTONE PVD - BRASS PVD - LAITON PVD	PV01	587,00
ORO - GOLD - OR 24 CARATS	AU00	1207,00
ORO ROSA - ROSE GOLD- OR ROSE	AU02	966,00
ARGENTO - SILVER - ARGENT	AG00	1086,00
BRONZO - BRONZE	BZ00	587,00
BRONZO SCURO -DARK BRONZE - BRONZE NOIR	BZ01	587,00



3810

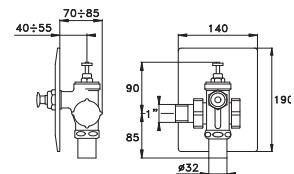
Flussometro a chiusura automatica a tempo per installazione da incasso a parete

Automatic flushing valve, concealed wall-mounting

Robinet de chasse à fermeture automatique temporisée réglable, commandé par poussoir amorceur, modèle encastré



	UN 08200 CROO	325,00
CROMO- CHROME		
NICHEL-NICKEL	NI00	418,00
NICHEL PVD- NICKEL PVD	PV02	424,00
NICHEL SPAZ - NICKEL MATTE - NICKEL MAT	NI01	439,00
OTTONE PVD - BRASS PVD - LAITON PVD	PV01	424,00
ORO - GOLD - OR 24 CARATS	AU00	850,00
ORO ROSA - ROSE GOLD- OR ROSE	AU02	595,00
ARGENTO - SILVER - ARGENT	AG00	750,00
BRONZO - BRONZE	BZ00	424,00
BRONZO SCURO -DARK BRONZE - BRONZE NOIR	BZ01	424,00



746

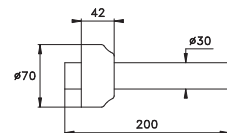
Tubo diritto di uscita da parete Ø 30 mm, completo di rosette

Straight pipe diameter 30 mm with rosette

Tube de chasse droit Ø 30 mm



	UN 09404 CROO	31,00
CROMO- CHROME		
NICHEL-NICKEL	NI00	40,00
NICHEL PVD- NICKEL PVD	PV02	55,00
NICHEL SPAZ - NICKEL MATTE - NICKEL MAT	NI01	42,00
OTTONE PVD - BRASS PVD - LAITON PVD	PV01	55,00
ORO - GOLD - OR 24 CARATS	AU00	274,00
ORO ROSA - ROSE GOLD- OR ROSE	AU02	192,00
ARGENTO - SILVER - ARGENT	AG00	249,00
BRONZO - BRONZE	BZ00	55,00
BRONZO SCURO -DARK BRONZE - BRONZE NOIR	BZ01	55,00



338

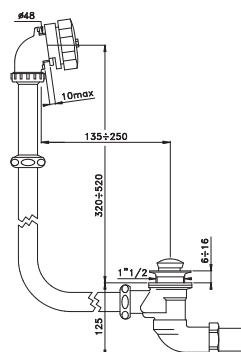
Colonna di scarico per vasca con comando a volantino, codolo di uscita in materiale plastico Ø 40 mm

Vertical bath-drain pipe, handwheel control, plastic outlet pipe diameter 40 mm

Vidage de baignoire sans siphon, avec coude de sortie plastique Ø 40 mm



CROMO- CHROME	UN 09203 CR00	287,00
NICHEL-NICKEL	NI00	364,00
NICHEL PVD- NICKEL PVD	PV02	424,00
NICHEL SPAZ - NICKEL MATTE - NICKEL MAT	NI01	383,00
OTTONE PVD - BRASS PVD - LAITON PVD	PV01	424,00
ORO - GOLD - OR 24 CARATS	AU00	772,00
ORO ROSA - ROSE GOLD- OR ROSE	AU02	541,00
ARGENTO - SILVER - ARGENT	AG00	680,00
BRONZO - BRONZE	BZ00	424,00
BRONZO SCURO -DARK BRONZE - BRONZE NOIR	BZ01	424,00



338AV

Come 338 ma interamente rifinita per installazione "a vista"

Same as 338 but finished for installation in sight

Idem 338, finition pour installation apparente

CROMO- CHROME	UN 09204 CR00	842,00
NICHEL-NICKEL	NI00	1164,00
NICHEL PVD- NICKEL PVD	PV02	1428,00
NICHEL SPAZ - NICKEL MATTE - NICKEL MAT	NI01	1223,00
OTTONE PVD - BRASS PVD - LAITON PVD	PV01	1428,00
ORO - GOLD - OR 24 CARATS	AU00	3462,00
ORO ROSA - ROSE GOLD- OR ROSE	AU02	2424,00
ARGENTO - SILVER - ARGENT	AG00	3070,00
BRONZO - BRONZE	BZ00	1428,00
BRONZO SCURO -DARK BRONZE - BRONZE NOIR	BZ01	1428,00

338S

Colonna di scarico per vasca, con comando a volantino, completa di sifone, codolo di uscita in materiale plastico Ø 40 mm (chiusura idraulica 50 mm, secondo la Norma Europea)

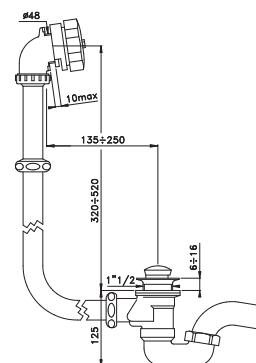
Vertical bath-drain pipe, handwheel control, with trap, plastic outlet pipe diameter 40 mm (50 mm trap in conformity with European standards)

Vidage de baignoire avec siphon, coude de sortie plastique Ø 40 mm

Garde d'eau 50 mm, selon la Norme Européenne



CROMO- CHROME	UN 09205 CR00	364,00
NICHEL-NICKEL	NI00	440,00
NICHEL PVD- NICKEL PVD	PV02	502,00
NICHEL SPAZ - NICKEL MATTE - NICKEL MAT	NI01	462,00
OTTONE PVD - BRASS PVD - LAITON PVD	PV01	502,00
ORO - GOLD - OR 24 CARATS	AU00	857,00
ORO ROSA - ROSE GOLD- OR ROSE	AU02	600,00
ARGENTO - SILVER - ARGENT	AG00	757,00
BRONZO - BRONZE	BZ00	502,00
BRONZO SCURO -DARK BRONZE - BRONZE NOIR	BZ01	502,00



338SAV

Come 338S ma rifinita per installazione "a vista"

Same as 338S but finished for installation in sight

Idem 338S, finition pour installation apparente

CROMO- CHROME	UN 09206 CR00	942,00
NICHEL-NICKEL	NI00	1318,00
NICHEL PVD- NICKEL PVD	PV02	1613,00
NICHEL SPAZ - NICKEL MATTE - NICKEL MAT	NI01	1384,00
OTTONE PVD - BRASS PVD - LAITON PVD	PV01	1613,00
ORO - GOLD - OR 24 CARATS	AU00	3879,00
ORO ROSA - ROSE GOLD- OR ROSE	AU02	2716,00
ARGENTO - SILVER - ARGENT	AG00	3448,00
BRONZO - BRONZE	BZ00	1613,00
BRONZO SCURO -DARK BRONZE - BRONZE NOIR	BZ01	1613,00

Docce

Shower

Douches

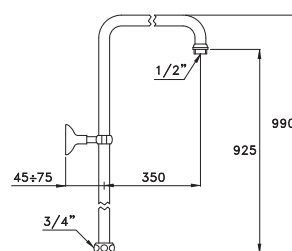
301

Tubo doccia rigido

Rigid shower pipe

Colonne de douche apparente

	UN	03200	CR00	219,00
CROMO- CHROME				
NICHEL-NICKEL			NI00	292,00
NICHEL PVD- NICKEL PVD			PV02	351,00
NICHEL SPAZ - NICKEL MATTE - NICKEL MAT			NI01	305,00
OTTONE PVD - BRASS PVD - LAITON PVD			PV01	351,00
ORO - GOLD - OR 24 CARATS			AU00	745,00
ORO ROSA - ROSE GOLD- OR ROSE			AU02	587,00
ARGENTO - SILVER - ARGENT			AG00	710,00
BRONZO - BRONZE			BZ00	351,00
BRONZO SCURO -DARK BRONZE - BRONZE NOIR			BZ01	351,00



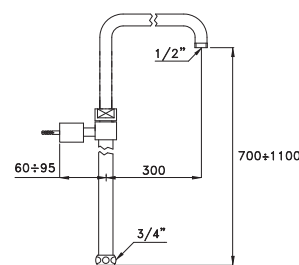
301TB

Tubo doccia Telescopico (altezza regolabile 70-110 cm)

Telescopic Shower pipe (adjustable height 70-110 cm)

Colonne réglable de douche apparent (70 à 110 cm)

	UN	03201	CR00	348,00
CROMO- CHROME				
NICHEL-NICKEL			NI00	463,00
NICHEL PVD- NICKEL PVD			PV02	557,00
NICHEL SPAZ - NICKEL MATTE - NICKEL MAT			NI01	484,00
OTTONE PVD - BRASS PVD - LAITON PVD			PV01	557,00
ORO - GOLD - OR 24 CARATS			AU00	1184,00
ORO ROSA - ROSE GOLD- OR ROSE			AU02	933,00
ARGENTO - SILVER - ARGENT			AG00	1128,00
BRONZO - BRONZE			BZ00	557,00
BRONZO SCURO -DARK BRONZE - BRONZE NOIR			BZ01	557,00



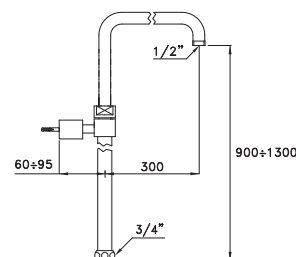
301TA

Tubo doccia Telescopico (altezza regolabile 90-130 cm)

Telescopic Shower pipe (adjustable height 90-130 cm)

Colonne réglable de douche apparent (90 à 130 cm)

	UN	03202	CR00	448,00
CROMO- CHROME				
NICHEL-NICKEL			NI00	596,00
NICHEL PVD- NICKEL PVD			PV02	717,00
NICHEL SPAZ - NICKEL MATTE - NICKEL MAT			NI01	623,00
OTTONE PVD - BRASS PVD - LAITON PVD			PV01	717,00
ORO - GOLD - OR 24 CARATS			AU00	1524,00
ORO ROSA - ROSE GOLD- OR ROSE			AU02	1201,00
ARGENTO - SILVER - ARGENT			AG00	1452,00
BRONZO - BRONZE			BZ00	717,00
BRONZO SCURO -DARK BRONZE - BRONZE NOIR			BZ01	717,00



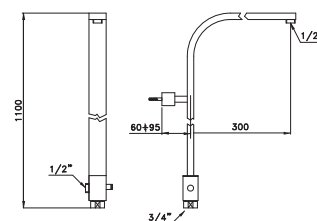
420A

Tubo doccia rigido

Rigid shower pipe

Colonne de douche apparente

	UN	03219	CR00	824,00
CROMO- CHROME				
NICHEL-NICKEL			NI00	1096,00
NICHEL PVD- NICKEL PVD			PV02	1319,00
NICHEL SPAZ - NICKEL MATTE - NICKEL MAT			NI01	1146,00
OTTONE PVD - BRASS PVD - LAITON PVD			PV01	1319,00
ORO - GOLD - OR 24 CARATS			AU00	2802,00
ORO ROSA - ROSE GOLD- OR ROSE			AU02	2209,00
ARGENTO - SILVER - ARGENT			AG00	2670,00
BRONZO - BRONZE			BZ00	1319,00
BRONZO SCURO -DARK BRONZE - BRONZE NOIR			BZ01	1319,00



310

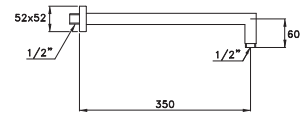
Braccio doccia

Shower arm

Bras de douche



	UN 03208 CR00	147,00
CROMO- CHROME		
NICHEL-NICKEL	NI00	196,00
NICHEL PVD- NICKEL PVD	PV02	236,00
NICHEL SPAZ - NICKEL MATTE - NICKEL MAT	NI01	205,00
OTTONE PVD - BRASS PVD - LAITON PVD	PV01	236,00
ORO - GOLD - OR 24 CARATS	AU00	500,00
ORO ROSA - ROSE GOLD- OR ROSE	AU02	394,00
ARGENTO - SILVER - ARGENT	AG00	477,00
BRONZO - BRONZE	BZ00	236,00
BRONZO SCURO - DARK BRONZE - BRONZE NOIR	BZ01	236,00



311Q

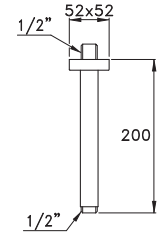
Braccio doccia

Shower arm

Bras de plafond



	UN 03217 CR00	147,00
CROMO- CHROME		
NICHEL-NICKEL	NI00	196,00
NICHEL PVD- NICKEL PVD	PV02	236,00
NICHEL SPAZ - NICKEL MATTE - NICKEL MAT	NI01	205,00
OTTONE PVD - BRASS PVD - LAITON PVD	PV01	236,00
ORO - GOLD - OR 24 CARATS	AU00	500,00
ORO ROSA - ROSE GOLD- OR ROSE	AU02	394,00
ARGENTO - SILVER - ARGENT	AG00	477,00
BRONZO - BRONZE	BZ00	236,00
BRONZO SCURO - DARK BRONZE - BRONZE NOIR	BZ01	236,00



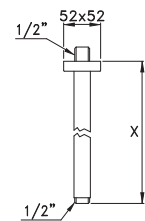
311QAR

Braccio doccia da soffitto, lunghezza a richiesta

Ceiling mounted shower arm, length on request

Bras de douche de plafond, longueur sur demande

	UN 03218 CR00	177,00
CROMO- CHROME		
NICHEL-NICKEL	NI00	236,00
NICHEL PVD- NICKEL PVD	PV02	284,00
NICHEL SPAZ - NICKEL MATTE - NICKEL MAT	NI01	247,00
OTTONE PVD - BRASS PVD - LAITON PVD	PV01	284,00
ORO - GOLD - OR 24 CARATS	AU00	602,00
ORO ROSA - ROSE GOLD- OR ROSE	AU02	475,00
ARGENTO - SILVER - ARGENT	AG00	574,00
BRONZO - BRONZE	BZ00	284,00
BRONZO SCURO - DARK BRONZE - BRONZE NOIR	BZ01	284,00



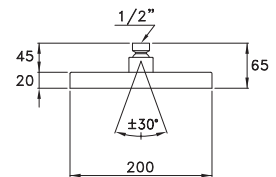
320A -200

Soffione a pioggia, modello sottile, con fondello smontabile a sistema anticalcare, orientabile con raccordo a snodo sferico 200 mm

Rain shower head, thin model, removable antilimestone system base, swinging ball-joint union, 200 mm

Pomme de douche orientable à rotule, carré 200mm, équipée d'un système anti-calcaire

	UN 03008 CR00	421,00
CROMO- CHROME		
NICHEL-NICKEL	NI00	560,00
NICHEL PVD- NICKEL PVD	PV02	674,00
NICHEL SPAZ - NICKEL MATTE - NICKEL MAT	NI01	586,00
OTTONE PVD - BRASS PVD - LAITON PVD	PV01	674,00
ORO - GOLD - OR 24 CARATS	AU00	1432,00
ORO ROSA - ROSE GOLD- OR ROSE	AU02	1129,00
ARGENTO - SILVER - ARGENT	AG00	1365,00
BRONZO - BRONZE	BZ00	674,00
BRONZO SCURO - DARK BRONZE - BRONZE NOIR	BZ01	674,00



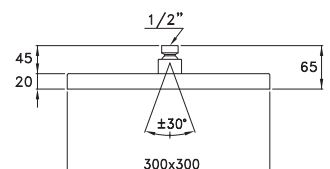
320A -300

Soffione a pioggia, modello sottile, con fondello smontabile a sistema anticalcare, orientabile con raccordo a snodo sferico - 300 mm

Rain shower head, thin model, removable antilimestone system base, swinging ball-joint union, 300 mm

Pomme de douche orientable à rotule, carré 300mm, équipée d'un système anti-calcaire

	UN 03009 CR00	730,00
CROMO- CHROME		
NICHEL-NICKEL	NI00	971,00
NICHEL PVD- NICKEL PVD	PV02	1168,00
NICHEL SPAZ - NICKEL MATTE - NICKEL MAT	NI01	1015,00
OTTONE PVD - BRASS PVD - LAITON PVD	PV01	1168,00
ORO - GOLD - OR 24 CARATS	AU00	2482,00
ORO ROSA - ROSE GOLD- OR ROSE	AU02	1957,00
ARGENTO - SILVER - ARGENT	AG00	2366,00
BRONZO - BRONZE	BZ00	1168,00
BRONZO SCURO - DARK BRONZE - BRONZE NOIR	BZ01	1168,00



310X

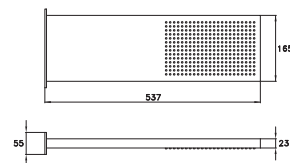
Soffione in acciaio inox

Shower head stainless steel

Pomme de douche inox



	UN 03016 CR00	807,00
CROMO- CHROME		
NICHEL-NICKEL	NI00	1074,00
NICHEL PVD- NICKEL PVD	PV02	1292,00
NICHEL SPAZ - NICKEL MATTE - NICKEL MAT	NI01	1122,00
OTTONE PVD - BRASS PVD - LAITON PVD	PV01	1292,00
ORO - GOLD - OR 24 CARATS	AU00	2744,00
ORO ROSA - ROSE GOLD- OR ROSE	AU02	2163,00
ARGENTO - SILVER - ARGENT	AG00	2615,00
BRONZO - BRONZE	BZ00	1292,00
BRONZO SCURO -DARK BRONZE - BRONZE NOIR	BZ01	1292,00



320X

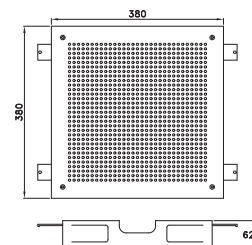
Soffione incasso quadro in acciaio inox

Concealed square shower head stainless steel

Pomme de douche inox carré à encastrer (380mm)



	UN 03017 CR00	1331,00
CROMO- CHROME		
NICHEL-NICKEL	NI00	1771,00
NICHEL PVD- NICKEL PVD	PV02	2130,00
NICHEL SPAZ - NICKEL MATTE - NICKEL MAT	NI01	1851,00
OTTONE PVD - BRASS PVD - LAITON PVD	PV01	2130,00
ORO - GOLD - OR 24 CARATS	AU00	4526,00
ORO ROSA - ROSE GOLD- OR ROSE	AU02	3568,00
ARGENTO - SILVER - ARGENT	AG00	4313,00
BRONZO - BRONZE	BZ00	2130,00
BRONZO SCURO -DARK BRONZE - BRONZE NOIR	BZ01	2130,00



302

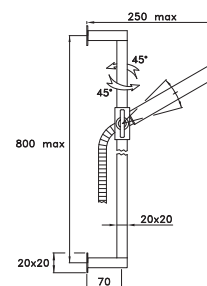
Doccia a mano completa di asta a parete

Shower hand-held and wall mounted slide bar

Ensemble de douche sur barre



	BQ 03100 CR00	605,00
CROMO- CHROME		
NICHEL-NICKEL	NI00	805,00
NICHEL PVD- NICKEL PVD	PV02	968,00
NICHEL SPAZ - NICKEL MATTE - NICKEL MAT	NI01	841,00
OTTONE PVD - BRASS PVD - LAITON PVD	PV01	968,00
ORO - GOLD - OR 24 CARATS	AU00	2057,00
ORO ROSA - ROSE GOLD- OR ROSE	AU02	1622,00
ARGENTO - SILVER - ARGENT	AG00	1961,00
BRONZO - BRONZE	BZ00	968,00
BRONZO SCURO -DARK BRONZE - BRONZE NOIR	BZ01	968,00



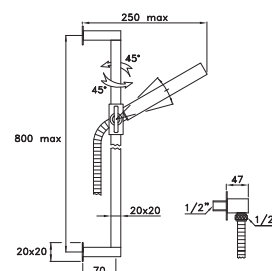
302A

Doccia a mano completa di asta a parete e presa di alimentazione a parete

Shower hand-held and wall mounted slide bar and wall intake

Ensemble de douche sur barre avec coude de sortie

	BQ 03103 CR00	666,00
CROMO- CHROME		
NICHEL-NICKEL	NI00	886,00
NICHEL PVD- NICKEL PVD	PV02	1066,00
NICHEL SPAZ - NICKEL MATTE - NICKEL MAT	NI01	926,00
OTTONE PVD - BRASS PVD - LAITON PVD	PV01	1066,00
ORO - GOLD - OR 24 CARATS	AU00	2265,00
ORO ROSA - ROSE GOLD- OR ROSE	AU02	1785,00
ARGENTO - SILVER - ARGENT	AG00	2158,00
BRONZO - BRONZE	BZ00	1066,00
BRONZO SCURO -DARK BRONZE - BRONZE NOIR	BZ01	1066,00



304

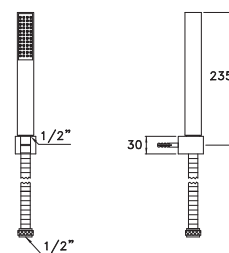
Doccia a mano completa di supporto fisso a parete

Hand spray head with wall bracket

Ensemble avec douchette et crochet fixe



CROMO- CHROME	BQ 03106 CR00	213,00
NICHEL-NICKEL	NI00	284,00
NICHEL PVD- NICKEL PVD	PV02	341,00
NICHEL SPAZ - NICKEL MATTE - NICKEL MAT	NI01	297,00
OTTONE PVD - BRASS PVD - LAITON PVD	PV01	341,00
ORO - GOLD - OR 24 CARATS	AU00	725,00
ORO ROSA - ROSE GOLD- OR ROSE	AU02	571,00
ARGENTO - SILVER - ARGENT	AG00	691,00
BRONZO - BRONZE	BZ00	341,00
BRONZO SCURO -DARK BRONZE - BRONZE NOIR	BZ01	341,00



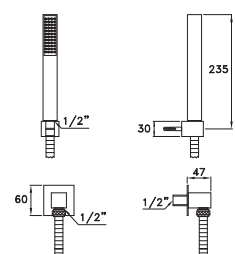
304A

Doccia a mano completa di supporto fisso a parete e presa di alimentazione a parete

Hand spray head with wall bracket and wall intake

Ensemble avec douchette, crochet fixe et coude de sortie

CROMO- CHROME	BQ 03109 CR00	274,00
NICHEL-NICKEL	NI00	365,00
NICHEL PVD- NICKEL PVD	PV02	439,00
NICHEL SPAZ - NICKEL MATTE - NICKEL MAT	NI01	381,00
OTTONE PVD - BRASS PVD - LAITON PVD	PV01	439,00
ORO - GOLD - OR 24 CARATS	AU00	932,00
ORO ROSA - ROSE GOLD- OR ROSE	AU02	735,00
ARGENTO - SILVER - ARGENT	AG00	888,00
BRONZO - BRONZE	BZ00	439,00
BRONZO SCURO -DARK BRONZE - BRONZE NOIR	BZ01	439,00



304AQ

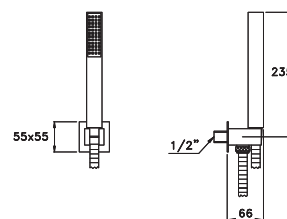
Doccia a mano con supporto fisso a parete e presa di alimentazione integrata

Hand shower with fixed bracket and wall water intake

Ensemble douchette mural avec coude d'alimentation et support intégré



CROMO- CHROME	BQ 03121 CR00	288,00
NICHEL-NICKEL	NI00	384,00
NICHEL PVD- NICKEL PVD	PV02	461,00
NICHEL SPAZ - NICKEL MATTE - NICKEL MAT	NI01	401,00
OTTONE PVD - BRASS PVD - LAITON PVD	PV01	461,00
ORO - GOLD - OR 24 CARATS	AU00	980,00
ORO ROSA - ROSE GOLD- OR ROSE	AU02	772,00
ARGENTO - SILVER - ARGENT	AG00	934,00
BRONZO - BRONZE	BZ00	461,00
BRONZO SCURO -DARK BRONZE - BRONZE NOIR	BZ01	461,00



309AQ

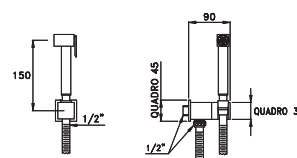
Doccia a mano modello Shut-Off, leva con ritorno automatico e supporto

Hand shower shut-off, lever with automatic return and support

Douchette en laiton Shut-Off avec manette de retour automatique, support avec coude d'alimentation, dispositif de sécurité et flexible



CROMO- CHROME	BQ 03124 CR00	356,00
NICHEL-NICKEL	NI00	474,00
NICHEL PVD- NICKEL PVD	PV02	570,00
NICHEL SPAZ - NICKEL MATTE - NICKEL MAT	NI01	495,00
OTTONE PVD - BRASS PVD - LAITON PVD	PV01	570,00
ORO - GOLD - OR 24 CARATS	AU00	1211,00
ORO ROSA - ROSE GOLD- OR ROSE	AU02	955,00
ARGENTO - SILVER - ARGENT	AG00	1154,00
BRONZO - BRONZE	BZ00	570,00
BRONZO SCURO -DARK BRONZE - BRONZE NOIR	BZ01	570,00

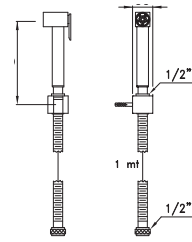


309Q

Doccia a mano modello Shut-Off in ottone, leva con ritorno automatico, supporto fisso e flessibile
 Hand shower shut-off, lever with automatic return and support with integrated water inlet
 Douchette en laiton Shut-Off avec manette de retour automatique et support avec coude d'alimentation



	BQ 03125 CR00	257,00
CROMO- CHROME		
NICHEL-NICKEL	NI00	342,00
NICHEL PVD- NICKEL PVD	PV02	412,00
NICHEL SPAZ - NICKEL MATTE - NICKEL MAT	NI01	358,00
OTTONE PVD - BRASS PVD - LAITON PVD	PV01	412,00
ORO - GOLD - OR 24 CARATS	AU00	874,00
ORO ROSA - ROSE GOLD- OR ROSE	AU02	689,00
ARGENTO - SILVER - ARGENT	AG00	833,00
BRONZO - BRONZE	BZ00	412,00
BRONZO SCURO -DARK BRONZE - BRONZE NOIR	BZ01	412,00

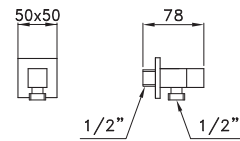


3194

Rubinetto di erogazione a parete
 Wall mounted mixer
 Robinet simple mural



	BQ 04003 CR00	99,00
CROMO- CHROME		
NICHEL-NICKEL	NI00	132,00
NICHEL PVD- NICKEL PVD	PV02	159,00
NICHEL SPAZ - NICKEL MATTE - NICKEL MAT	NI01	138,00
OTTONE PVD - BRASS PVD - LAITON PVD	PV01	159,00
ORO - GOLD - OR 24 CARATS	AU00	337,00
ORO ROSA - ROSE GOLD- OR ROSE	AU02	266,00
ARGENTO - SILVER - ARGENT	AG00	321,00
BRONZO - BRONZE	BZ00	159,00
BRONZO SCURO -DARK BRONZE - BRONZE NOIR	BZ01	159,00

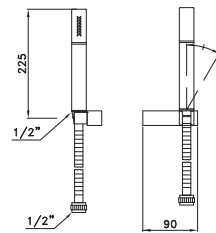


305

Doccia a mano completa di supporto alto orientabile
 Hand spray head with directional wall bracket
 Ensemble douchette avec support mural



	BQ 03112 CR00	213,00
CROMO- CHROME		
NICHEL-NICKEL	NI00	284,00
NICHEL PVD- NICKEL PVD	PV02	341,00
NICHEL SPAZ - NICKEL MATTE - NICKEL MAT	NI01	297,00
OTTONE PVD - BRASS PVD - LAITON PVD	PV01	341,00
ORO - GOLD - OR 24 CARATS	AU00	725,00
ORO ROSA - ROSE GOLD- OR ROSE	AU02	571,00
ARGENTO - SILVER - ARGENT	AG00	691,00
BRONZO - BRONZE	BZ00	341,00
BRONZO SCURO -DARK BRONZE - BRONZE NOIR	BZ01	341,00

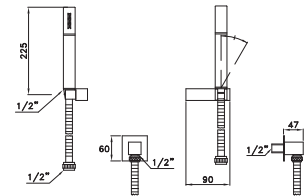


305A

Doccia a mano completa di supporto alto orientabile e presa di alimentazione a parete
 Hand spray head with directional wall bracket and wall intake
 Ensemble douchette avec support mural et coude de sortie




	BQ 03115 CR00	274,00
CROMO- CHROME		
NICHEL-NICKEL	NI00	365,00
NICHEL PVD- NICKEL PVD	PV02	439,00
NICHEL SPAZ - NICKEL MATTE - NICKEL MAT	NI01	381,00
OTTONE PVD - BRASS PVD - LAITON PVD	PV01	439,00
ORO - GOLD - OR 24 CARATS	AU00	932,00
ORO ROSA - ROSE GOLD- OR ROSE	AU02	735,00
ARGENTO - SILVER - ARGENT	AG00	888,00
BRONZO - BRONZE	BZ00	439,00
BRONZO SCURO -DARK BRONZE - BRONZE NOIR	BZ01	439,00

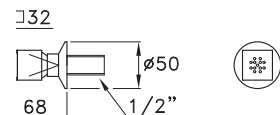


319Q

Soffione laterale esterno per doccia con sistema anticalcare
 Body jet for showers with anti-limescale system
 Douchette latérale apparente pour douche avec grille anti-calcaire



	BQ 03127 CR00	196,00
CROMO- CHROME		
NICHEL-NICKEL	NI00	261,00
NICHEL PVD- NICKEL PVD	PV02	314,00
NICHEL SPAZ - NICKEL MATTE - NICKEL MAT	NI01	273,00
OTTONE PVD - BRASS PVD - LAITON PVD	PV01	314,00
ORO - GOLD - OR 24 CARATS	AU00	667,00
ORO ROSA - ROSE GOLD- OR ROSE	AU02	526,00
ARGENTO - SILVER - ARGENT	AG00	636,00
BRONZO - BRONZE	BZ00	314,00
BRONZO SCURO -DARK BRONZE - BRONZE NOIR	BZ01	314,00



Isomix

IS3293

Parti incasso per figure is3293

Concealed body for IS3293 thermostatic mixer

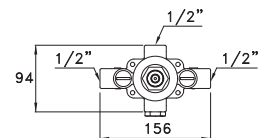
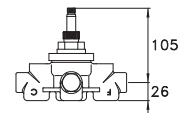
Partie encastrée pour les mitigeurs IS3293



BRONZO - BRONZE

UN 06000 0000

362,00



IS3293 P.V. BAMBOO Q.

Parti in vista per miscelatore termostatico modello monoblocco IS3293

Da installare su parte incasso codice UN 06000 0000

Visible parts for thermostatic mixer IS 3293 one-piece model

To be installed on built-in part code UN 06000 0000

Façade pour mitigeur thermostatique.

A installer sur la partie encastrée UN 06000 0000



CROMO- CHROME

BQ 06010 CR00

306,00

NICHEL-NICKEL

NI00

407,00

NICHEL PVD-NICKEL PVD

PV02

490,00

NICHEL SPAZ - NICKEL MATTE - NICKEL MAT

NI01

426,00

OTTONE PVD - BRASS PVD - LAITON PVD

PV01

490,00

ORO - GOLD - OR 24 CARATS

AU00

1041,00

ORO ROSA - ROSE GOLD- OR ROSE

AU02

821,00

ARGENTO - SILVER - ARGENT

AG00

992,00

BRONZO - BRONZE

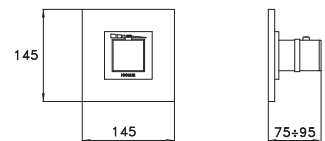
BZ00

490,00

BRONZO SCURO -DARK BRONZE - BRONZE NOIR

BZ01

490,00



IS3292

Parti incasso per figure IS3292

Concealed body for IS3292 thermostatic mixer

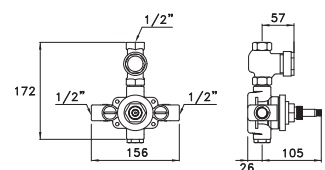
Partie encastrée pour les mitigeurs IS3292



BRONZO - BRONZE

UN 06001 0000

432,00



IS3292 P.V. BAMBOO Q.

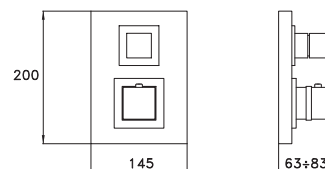
Parti in vista per miscelatore termostatico modello monoblocco IS3292 con rubinetto erogazione
Da installare su parte incasso codice UN 06001 0000

Visible parts for thermostatic mixer IS 3292 one-piece model with tap
To be installed on built-in part code UN 06001 0000

Façade pour mitigeur thermostatique avec robinet de sortie
À installer sur la partie encastrée UN 06001 0000



	BQ 06011 CR00	414,00
CROMO- CHROME		
NICHEL-NICKEL	NI00	551,00
NICHEL PVD- NICKEL PVD	PV02	663,00
NICHEL SPAZ - NICKEL MATTE - NICKEL MAT	NI01	576,00
OTTONE PVD - BRASS PVD - LAITON PVD	PV01	663,00
ORO - GOLD - OR 24 CARATS	AU00	1408,00
ORO ROSA - ROSE GOLD- OR ROSE	AU02	1110,00
ARGENTO - SILVER - ARGENT	AG00	1342,00
BRONZO - BRONZE	BZ00	663,00
BRONZO SCURO -DARK BRONZE - BRONZE NOIR	BZ01	663,00

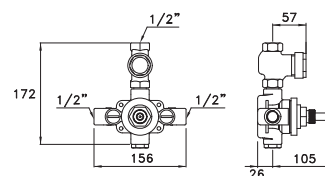


IS3294

Parti incasso per figure is3294
Concealed body for IS3294 thermostatic mixer
Partie encastrée pour les mitigeurs IS3294



BRONZO - BRONZE	UN 06002 0000	549,00
-----------------	----------------------	---------------



IS3294 P.V. BAMBOO Q.

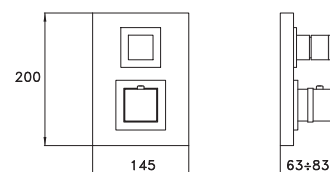
Parti in vista per miscelatore termostatico modello monoblocco IS3294 con rubinetto/deviatore
Da installare su parte incasso codice UN 06002 0000

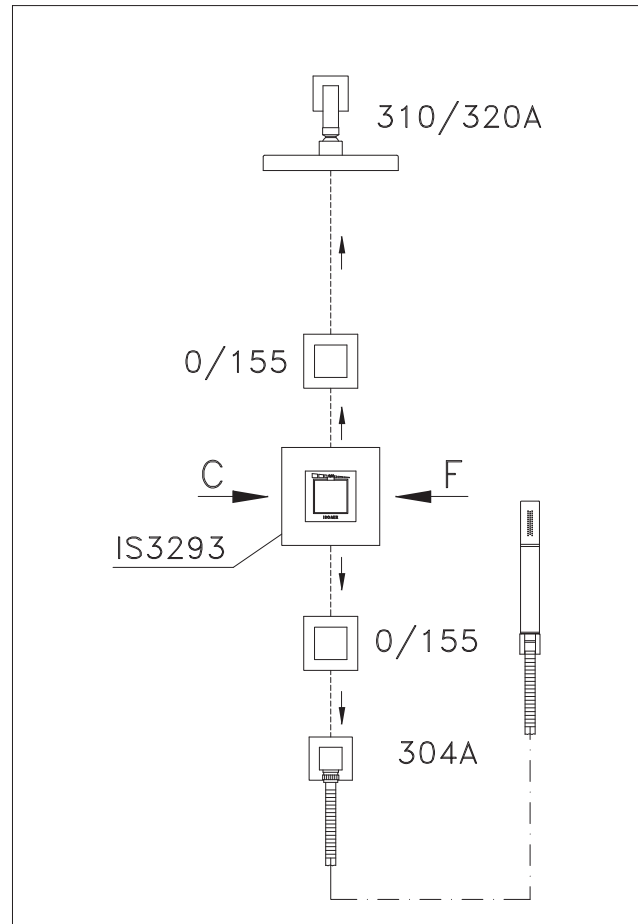
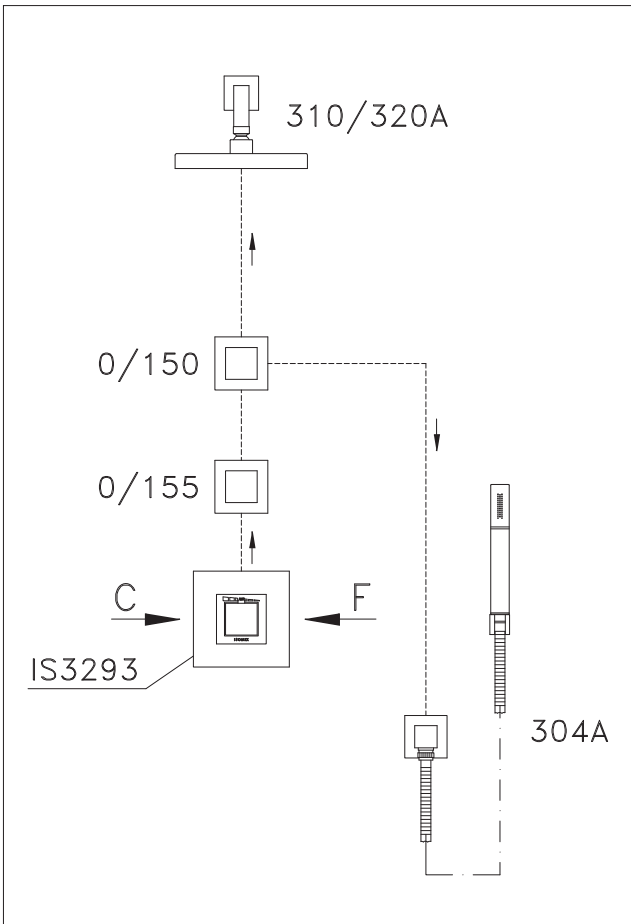
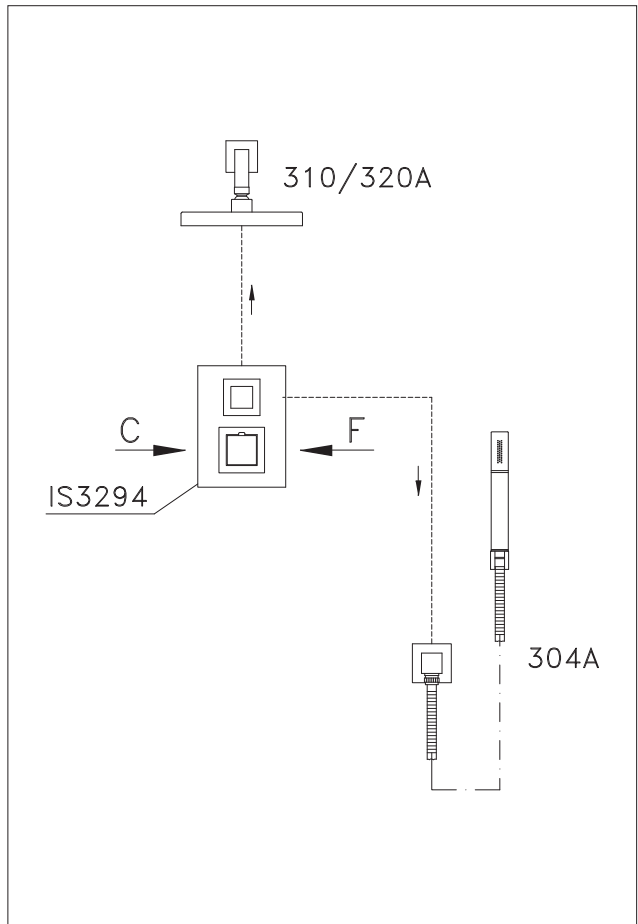
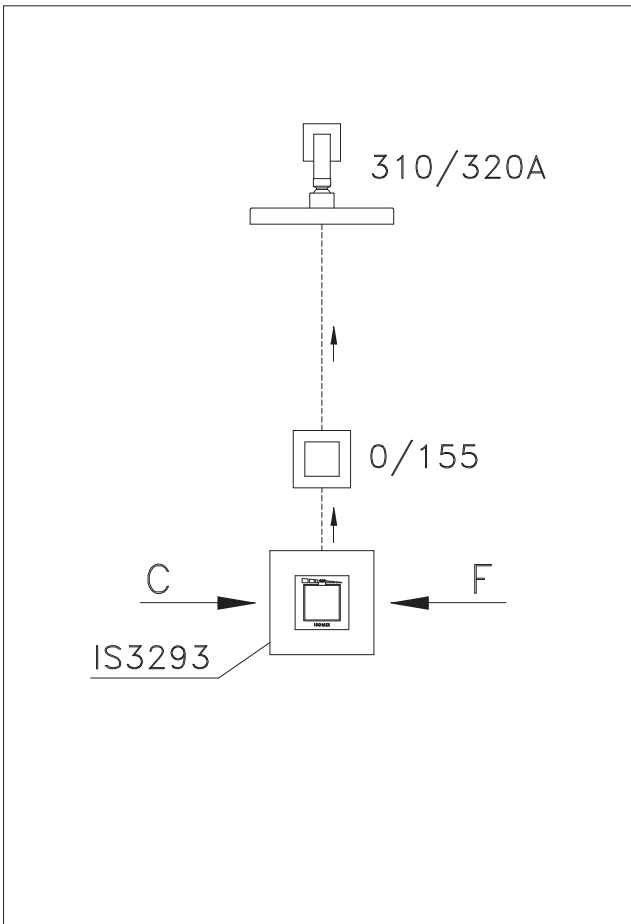
Visible parts for thermostatic mixer IS 3294 one-piece model with two way tap/diverter
To be installed on built-in part code UN 06002 0000

Façade pour mitigeur thermostatique avec robinet/inverseur encastré à 2 sorties pour douche
À installer sur la partie encastrée UN 06002 0000



	BQ 06012 CR00	414,00
CROMO- CHROME		
NICHEL-NICKEL	NI00	551,00
NICHEL PVD- NICKEL PVD	PV02	663,00
NICHEL SPAZ - NICKEL MATTE - NICKEL MAT	NI01	576,00
OTTONE PVD - BRASS PVD - LAITON PVD	PV01	663,00
ORO - GOLD - OR 24 CARATS	AU00	1408,00
ORO ROSA - ROSE GOLD- OR ROSE	AU02	1110,00
ARGENTO - SILVER - ARGENT	AG00	1342,00
BRONZO - BRONZE	BZ00	663,00
BRONZO SCURO -DARK BRONZE - BRONZE NOIR	BZ01	663,00





BAMBOO QUADRO



ACCESSORI ACCESSOIRES ACCESSORIES

pag 419

ITALICA



ACCESSORI ACCESSOIRES ACCESSORIES

Italica 602/30

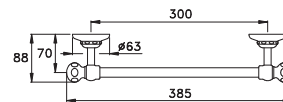
Asta portasalviette - lunghezza 300 mm

Towel rail - length 300 mm

Porte serviette de 300 mm



	IT 10000	CR00	171,00
CROMO- CHROME	NI00		249,00
NICHEL-NICKEL	PV02		287,00
NICHEL PVD- NICKEL PVD	NI01		261,00
NICHEL SPAZ - NICKEL MATTE - NICKEL MAT	PV01		287,00
OTTONE PVD - BRASS PVD - LAITON PVD	AU00		912,00
ORO - GOLD - OR 24 CARATS	AU02		730,00
ORO ROSA - ROSE GOLD- OR ROSE	AG00		811,00
ARGENTO - SILVER - ARGENT	BZ00		287,00
BRONZO - BRONZE	BZ01		287,00
BRONZO SCURO -DARK BRONZE - BRONZE NOIR			



Italica 602/40

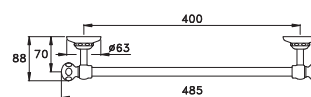
Asta portasalviette - lunghezza 400 mm

Towel rail - length 400 mm

Porte serviette de 400 mm



	IT 10001	CR00	186,00
CROMO- CHROME	NI00		256,00
NICHEL-NICKEL	PV02		302,00
NICHEL PVD- NICKEL PVD	NI01		269,00
NICHEL SPAZ - NICKEL MATTE - NICKEL MAT	PV01		302,00
OTTONE PVD - BRASS PVD - LAITON PVD	AU00		942,00
ORO - GOLD - OR 24 CARATS	AU02		754,00
ORO ROSA - ROSE GOLD- OR ROSE	AG00		842,00
ARGENTO - SILVER - ARGENT	BZ00		302,00
BRONZO - BRONZE	BZ01		302,00
BRONZO SCURO -DARK BRONZE - BRONZE NOIR			



Italica 602/60

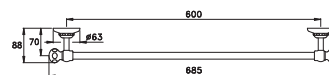
Asta portasalviette - lunghezza 600 mm

Towel rail - length 600 mm

Porte serviette de 600 mm



	IT 10002	CR00	194,00
CROMO- CHROME	NI00		271,00
NICHEL-NICKEL	PV02		317,00
NICHEL PVD- NICKEL PVD	NI01		285,00
NICHEL SPAZ - NICKEL MATTE - NICKEL MAT	PV01		317,00
OTTONE PVD - BRASS PVD - LAITON PVD	AU00		980,00
ORO - GOLD - OR 24 CARATS	AU02		784,00
ORO ROSA - ROSE GOLD- OR ROSE	AG00		873,00
ARGENTO - SILVER - ARGENT	BZ00		317,00
BRONZO - BRONZE	BZ01		317,00
BRONZO SCURO -DARK BRONZE - BRONZE NOIR			



Italica 603

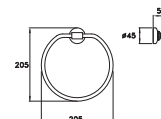
Portasalviette rotondo

Ring towel holder

Anneau porte serviette



	IT 10003	CR00	125,00
CROMO- CHROME	NI00		166,00
NICHEL-NICKEL	PV02		202,00
NICHEL PVD- NICKEL PVD	NI01		174,00
NICHEL SPAZ - NICKEL MATTE - NICKEL MAT	PV01		202,00
OTTONE PVD - BRASS PVD - LAITON PVD	AU00		401,00
ORO - GOLD - OR 24 CARATS	AU02		321,00
ORO ROSA - ROSE GOLD- OR ROSE	AG00		360,00
ARGENTO - SILVER - ARGENT	BZ00		202,00
BRONZO - BRONZE	BZ01		202,00
BRONZO SCURO -DARK BRONZE - BRONZE NOIR			



Italica 1012

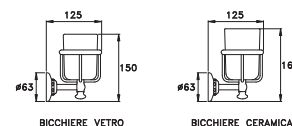
Portabicchiere senza bicchiere

Tumbler holder without tumbler

Porte-verre sans gobelet



	IT 10004	CR00	155,00
CROMO- CHROME	NI00		217,00
NICHEL-NICKEL	PV02		263,00
NICHEL PVD- NICKEL PVD	NI01		228,00
NICHEL SPAZ - NICKEL MATTE - NICKEL MAT	PV01		263,00
OTTONE PVD - BRASS PVD - LAITON PVD	AU00		617,00
ORO - GOLD - OR 24 CARATS	AU02		494,00
ORO ROSA - ROSE GOLD- OR ROSE	AG00		572,00
ARGENTO - SILVER - ARGENT	BZ00		263,00
BRONZO - BRONZE	BZ01		263,00
BRONZO SCURO -DARK BRONZE - BRONZE NOIR			

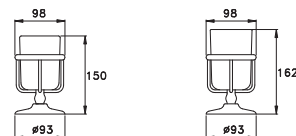


Italica 1014

Portabicchiere senza bicchiere da appoggio
Free-standing tumbler holder without tumbler
Porte-verre à poser sans gobelet



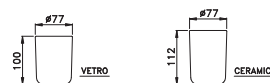
	UN 10006	CR00	182,00
CROMO- CHROME	UN 10006	CR00	182,00
NICHEL-NICKEL		NI00	254,00
NICHEL PVD- NICKEL PVD		PV02	310,00
NICHEL SPAZ - NICKEL MATTE - NICKEL MAT		NI01	267,00
OTTONE PVD - BRASS PVD - LAITON PVD		PV01	310,00
ORO - GOLD - OR 24 CARATS		AU00	616,00
ORO ROSA - ROSE GOLD- OR ROSE		AU02	493,00
ARGENTO - SILVER - ARGENT		AG00	554,00
BRONZO - BRONZE		BZ00	310,00
BRONZO SCURO - DARK BRONZE - BRONZE NOIR		BZ01	310,00

**B012**

Bicchieri
Tumbler
Gobelet



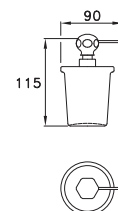
	UN 10007	VTR0	24,00
VETRO TRASPARENTE- TRANSPARENT GLASS- VERRE	UN 10007	VTR0	24,00
VETRO SATINATO - SATIN GLASS - SATINÉ		VSA0	24,00
CERAMICA-CERAMIC-CÉRAMIQUE		CB00	24,00

**D020**

Dispenser sapone in ceramica
Soap dispenser in ceramic
Distributeur de savon liquide en ceramique



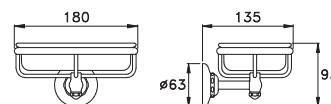
	IT 10009	CR00	119,00
CROMO- CHROME	IT 10009	CR00	119,00
NICHEL-NICKEL		NI00	164,00
NICHEL PVD- NICKEL PVD		PV02	203,00
NICHEL SPAZ - NICKEL MATTE - NICKEL MAT		NI01	172,00
OTTONE PVD - BRASS PVD - LAITON PVD		PV01	203,00
ORO - GOLD - OR 24 CARATS		AU00	356,00
ORO ROSA - ROSE GOLD- OR ROSE		AU02	285,00
ARGENTO - SILVER - ARGENT		AG00	321,00
BRONZO - BRONZE		BZ00	203,00
BRONZO SCURO - DARK BRONZE - BRONZE NOIR		BZ01	203,00

**Italica 1022**

Portavaschetta senza vaschetta
Soap dish holder without soap dish
Porte-savon sans coupelle



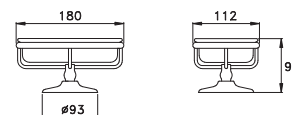
	IT 10010	CR00	171,00
CROMO- CHROME	IT 10010	CR00	171,00
NICHEL-NICKEL		NI00	240,00
NICHEL PVD- NICKEL PVD		PV02	302,00
NICHEL SPAZ - NICKEL MATTE - NICKEL MAT		NI01	252,00
OTTONE PVD - BRASS PVD - LAITON PVD		PV01	302,00
ORO - GOLD - OR 24 CARATS		AU00	702,00
ORO ROSA - ROSE GOLD- OR ROSE		AU02	562,00
ARGENTO - SILVER - ARGENT		AG00	634,00
BRONZO - BRONZE		BZ00	302,00
BRONZO SCURO - DARK BRONZE - BRONZE NOIR		BZ01	302,00

**Italica 1024**

Portavaschetta da appoggio senza vaschetta
Free-standing soap dish holder without soap dish
Porte-savon à poser sans coupelle



	UN 10011	CR00	182,00
CROMO- CHROME	UN 10011	CR00	182,00
NICHEL-NICKEL		NI00	254,00
NICHEL PVD- NICKEL PVD		PV02	310,00
NICHEL SPAZ - NICKEL MATTE - NICKEL MAT		NI01	267,00
OTTONE PVD - BRASS PVD - LAITON PVD		PV01	310,00
ORO - GOLD - OR 24 CARATS		AU00	616,00
ORO ROSA - ROSE GOLD- OR ROSE		AU02	493,00
ARGENTO - SILVER - ARGENT		AG00	554,00
BRONZO - BRONZE		BZ00	310,00
BRONZO SCURO - DARK BRONZE - BRONZE NOIR		BZ01	310,00



P022

Vaschetta

A richiesta, disponibile versione con il fondo forato per evitare il ristagno di acqua

Soap Dish

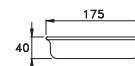
On request there is a version with holes in the bottom to avoid the water stagnating

Coupelle

Sur demande, disponible en version percée, pour éviter la stagnation de l'eau, sauf céramique



VETRO TRASPARENTE - TRANSPARENT GLASS - VERRE	UN 10012 VTRO	24,00
VETRO SATINATO - SATIN GLASS - SATINÉ	VSA0	24,00
CERAMICA - CERAMIC - CÉRAMIQUE	CB00	24,00



Italica 1032

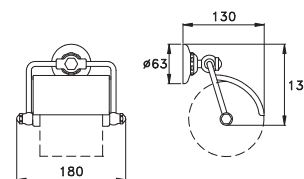
Portarotolo con rullo in legno e coperchio

Toilet roll holder with wooden roller

Porte-papier avec rouleau en bois



CROMO - CHROME	IT 10014 CR00	208,00
NICHEL-NICKEL	NI00	278,00
NICHEL PVD - NICKEL PVD	PV02	357,00
NICHEL SPAZ - NICKEL MATTE - NICKEL MAT	NI01	292,00
OTTONE PVD - BRASS PVD - LAITON PVD	PV01	357,00
ORO - GOLD - OR 24 CARATS	AU00	820,00
ORO ROSA - ROSE GOLD - OR ROSE	AU02	656,00
ARGENTO - SILVER - ARGENT	AG00	741,00
BRONZO - BRONZE	BZ00	357,00
BRONZO SCURO - DARK BRONZE - BRONZE NOIR	BZ01	357,00



Italica 1033

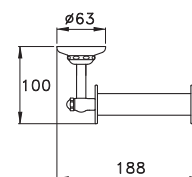
Portarotolo con rullo in legno

Toilet roll holder with wooden roller

Porte-papier avec rouleau en bois



CROMO - CHROME	IT 10015 CR00	160,00
NICHEL-NICKEL	NI00	213,00
NICHEL PVD - NICKEL PVD	PV02	256,00
NICHEL SPAZ - NICKEL MATTE - NICKEL MAT	NI01	223,00
OTTONE PVD - BRASS PVD - LAITON PVD	PV01	256,00
ORO - GOLD - OR 24 CARATS	AU00	544,00
ORO ROSA - ROSE GOLD - OR ROSE	AU02	429,00
ARGENTO - SILVER - ARGENT	AG00	519,00
BRONZO - BRONZE	BZ00	256,00
BRONZO SCURO - DARK BRONZE - BRONZE NOIR	BZ01	256,00



Italica 1035

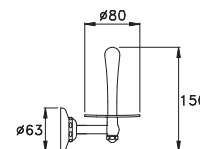
Portarotolo di riserva

Spare roll holder

Porte-papier de réserve



CROMO - CHROME	IT 10016 CR00	147,00
NICHEL-NICKEL	NI00	208,00
NICHEL PVD - NICKEL PVD	PV02	256,00
NICHEL SPAZ - NICKEL MATTE - NICKEL MAT	NI01	218,00
OTTONE PVD - BRASS PVD - LAITON PVD	PV01	256,00
ORO - GOLD - OR 24 CARATS	AU00	594,00
ORO ROSA - ROSE GOLD - OR ROSE	AU02	476,00
ARGENTO - SILVER - ARGENT	AG00	547,00
BRONZO - BRONZE	BZ00	256,00
BRONZO SCURO - DARK BRONZE - BRONZE NOIR	BZ01	256,00



Italica 1052

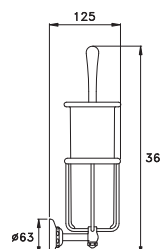
Portascopino a parete completo di vaso in ceramica

Wall mounted toilet brush set with ceramic vase

Porte-balai sur paroi avec pot en céramique



CROMO - CHROME	IT 10017 CR00	240,00
NICHEL-NICKEL	NI00	332,00
NICHEL PVD - NICKEL PVD	PV02	418,00
NICHEL SPAZ - NICKEL MATTE - NICKEL MAT	NI01	349,00
OTTONE PVD - BRASS PVD - LAITON PVD	PV01	418,00
ORO - GOLD - OR 24 CARATS	AU00	965,00
ORO ROSA - ROSE GOLD - OR ROSE	AU02	772,00
ARGENTO - SILVER - ARGENT	AG00	850,00
BRONZO - BRONZE	BZ00	418,00
BRONZO SCURO - DARK BRONZE - BRONZE NOIR	BZ01	418,00



Italica 1054

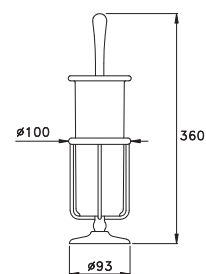
Portascopino da appoggio completo di vaso in ceramica

Free-standing toilet brush set with ceramic vase

Porte balai au sol avec pot en céramique



	UN	10018	CR00	203,00
CROMO- CHROME				
NICHEL-NICKEL			NI00	263,00
NICHEL PVD- NICKEL PVD			PV02	332,00
NICHEL SPAZ - NICKEL MATTE - NICKEL MAT			NI01	276,00
OTTONE PVD - BRASS PVD - LAITON PVD			PV01	332,00
ORO - GOLD - OR 24 CARATS			AU00	788,00
ORO ROSA - ROSE GOLD- OR ROSE			AU02	631,00
ARGENTO - SILVER - ARGENT			AG00	696,00
BRONZO - BRONZE			BZ00	332,00
BRONZO SCURO - DARK BRONZE - BRONZE NOIR			BZ01	332,00

**Italica 1066**

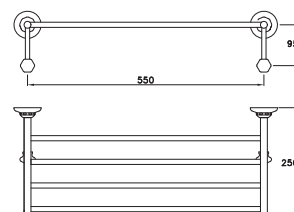
Mensola portasalviette

Towel-holder shelf

Rack à serviettes



	IT	10019	CR00	391,00
CROMO- CHROME				
NICHEL-NICKEL			NI00	541,00
NICHEL PVD- NICKEL PVD			PV02	662,00
NICHEL SPAZ - NICKEL MATTE - NICKEL MAT			NI01	568,00
OTTONE PVD - BRASS PVD - LAITON PVD			PV01	662,00
ORO - GOLD - OR 24 CARATS			AU00	1362,00
ORO ROSA - ROSE GOLD- OR ROSE			AU02	1090,00
ARGENTO - SILVER - ARGENT			AG00	1312,00
BRONZO - BRONZE			BZ00	662,00
BRONZO SCURO - DARK BRONZE - BRONZE NOIR			BZ01	662,00

**Italica 1082**

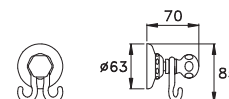
Porta-abiti doppio

Double hook

Porte-peignoir double



	IT	10020	CR00	125,00
CROMO- CHROME				
NICHEL-NICKEL			NI00	163,00
NICHEL PVD- NICKEL PVD			PV02	208,00
NICHEL SPAZ - NICKEL MATTE - NICKEL MAT			NI01	171,00
OTTONE PVD - BRASS PVD - LAITON PVD			PV01	208,00
ORO - GOLD - OR 24 CARATS			AU00	486,00
ORO ROSA - ROSE GOLD- OR ROSE			AU02	389,00
ARGENTO - SILVER - ARGENT			AG00	440,00
BRONZO - BRONZE			BZ00	208,00
BRONZO SCURO - DARK BRONZE - BRONZE NOIR			BZ01	208,00

**Italica 1082bis**

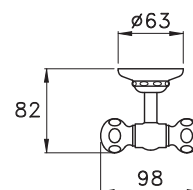
Porta-abiti doppio

Double hook

Porte-peignoir double



	IT	10021	CR00	125,00
CROMO- CHROME				
NICHEL-NICKEL			NI00	163,00
NICHEL PVD- NICKEL PVD			PV02	208,00
NICHEL SPAZ - NICKEL MATTE - NICKEL MAT			NI01	171,00
OTTONE PVD - BRASS PVD - LAITON PVD			PV01	208,00
ORO - GOLD - OR 24 CARATS			AU00	486,00
ORO ROSA - ROSE GOLD- OR ROSE			AU02	389,00
ARGENTO - SILVER - ARGENT			AG00	440,00
BRONZO - BRONZE			BZ00	208,00
BRONZO SCURO - DARK BRONZE - BRONZE NOIR			BZ01	208,00

**Italica 1084/33**

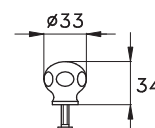
Pomolo di completamento per mobili Ø 33 mm

Furniture knob Ø 33 mm

Bouton de porte ou de tiroir Ø 33 mm



	IT	10022	CR00	17,00
CROMO- CHROME				
NICHEL-NICKEL			NI00	24,00
NICHEL PVD- NICKEL PVD			PV02	40,00
NICHEL SPAZ - NICKEL MATTE - NICKEL MAT			NI01	26,00
OTTONE PVD - BRASS PVD - LAITON PVD			PV01	40,00
ORO - GOLD - OR 24 CARATS			AU00	101,00
ORO ROSA - ROSE GOLD- OR ROSE			AU02	81,00
ARGENTO - SILVER - ARGENT			AG00	93,00
BRONZO - BRONZE			BZ00	40,00
BRONZO SCURO - DARK BRONZE - BRONZE NOIR			BZ01	40,00



ROMA



ACCESSORI ACCESSOIRES ACCESSORIES

Roma 602/30

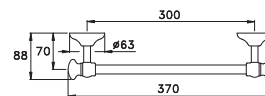
Asta portasalviette - lunghezza 300 mm

Towel rail - length 300 mm

Porte serviette de 300 mm



	RM	10000	CR00	143,00
CROMO- CHROME				
NICHEL-NICKEL			NI00	203,00
NICHEL PVD- NICKEL PVD			PV02	233,00
NICHEL SPAZ - NICKEL MATTE - NICKEL MAT			NI01	213,00
OTTONE PVD - BRASS PVD - LAITON PVD			PV01	233,00
ORO - GOLD - OR 24 CARATS			AU00	718,00
ORO ROSA - ROSE GOLD- OR ROSE			AU02	575,00
ARGENTO - SILVER - ARGENT			AG00	657,00
BRONZO - BRONZE			BZ00	233,00
BRONZO SCURO -DARK BRONZE - BRONZE NOIR			BZ01	233,00

**Roma 602/40**

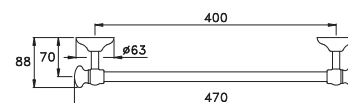
Asta portasalviette - lunghezza 400 mm

Towel rail - length 400 mm

Porte serviette de 400 mm



	RM	10001	CR00	162,00
CROMO- CHROME				
NICHEL-NICKEL			NI00	208,00
NICHEL PVD- NICKEL PVD			PV02	240,00
NICHEL SPAZ - NICKEL MATTE - NICKEL MAT			NI01	218,00
OTTONE PVD - BRASS PVD - LAITON PVD			PV01	240,00
ORO - GOLD - OR 24 CARATS			AU00	750,00
ORO ROSA - ROSE GOLD- OR ROSE			AU02	600,00
ARGENTO - SILVER - ARGENT			AG00	680,00
BRONZO - BRONZE			BZ00	240,00
BRONZO SCURO -DARK BRONZE - BRONZE NOIR			BZ01	240,00

**Roma 602/60**

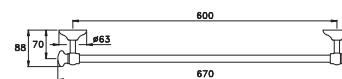
Asta portasalviette - lunghezza 600 mm

Towel rail - length 600 mm

Porte serviette de 600 mm



	RM	10002	CR00	169,00
CROMO- CHROME				
NICHEL-NICKEL			NI00	217,00
NICHEL PVD- NICKEL PVD			PV02	256,00
NICHEL SPAZ - NICKEL MATTE - NICKEL MAT			NI01	228,00
OTTONE PVD - BRASS PVD - LAITON PVD			PV01	256,00
ORO - GOLD - OR 24 CARATS			AU00	803,00
ORO ROSA - ROSE GOLD- OR ROSE			AU02	643,00
ARGENTO - SILVER - ARGENT			AG00	718,00
BRONZO - BRONZE			BZ00	256,00
BRONZO SCURO -DARK BRONZE - BRONZE NOIR			BZ01	256,00

**Roma 603**

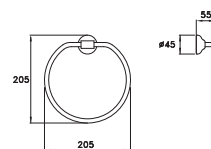
Portasalviette rotondo

Ring towel holder

Anneau porte serviette



	RM	10003	CR00	104,00
CROMO- CHROME				
NICHEL-NICKEL			NI00	147,00
NICHEL PVD- NICKEL PVD			PV02	178,00
NICHEL SPAZ - NICKEL MATTE - NICKEL MAT			NI01	154,00
OTTONE PVD - BRASS PVD - LAITON PVD			PV01	178,00
ORO - GOLD - OR 24 CARATS			AU00	355,00
ORO ROSA - ROSE GOLD- OR ROSE			AU02	284,00
ARGENTO - SILVER - ARGENT			AG00	320,00
BRONZO - BRONZE			BZ00	178,00
BRONZO SCURO -DARK BRONZE - BRONZE NOIR			BZ01	178,00

**Roma 1012**

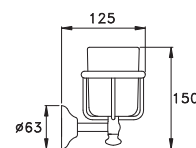
Portabicchiere senza bicchiere

Tumbler holder without tumbler

Porte-verre sans gobelet



	RM	10004	CR00	182,00
CROMO- CHROME				
NICHEL-NICKEL			NI00	254,00
NICHEL PVD- NICKEL PVD			PV02	310,00
NICHEL SPAZ - NICKEL MATTE - NICKEL MAT			NI01	267,00
OTTONE PVD - BRASS PVD - LAITON PVD			PV01	310,00
ORO - GOLD - OR 24 CARATS			AU00	616,00
ORO ROSA - ROSE GOLD- OR ROSE			AU02	493,00
ARGENTO - SILVER - ARGENT			AG00	554,00
BRONZO - BRONZE			BZ00	310,00
BRONZO SCURO -DARK BRONZE - BRONZE NOIR			BZ01	310,00



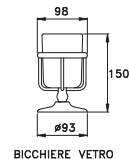
BICCHIERE VETRO

Roma 1014

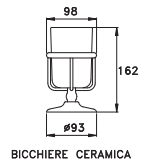
Portabicchiere senza bicchiere da appoggio
Free-standing tumbler holder without tumbler
Porte-verre à poser sans gobelet



	UN 10006 CR00	182,00
CROMO- CHROME	NI00	254,00
NICHEL-NICKEL	PV02	310,00
NICHEL PVD- NICKEL PVD	NI01	267,00
OTTONE PVD - BRASS PVD - LAITON PVD	PV01	310,00
ORO - GOLD - OR 24 CARATS	AU00	616,00
ORO ROSA - ROSE GOLD- OR ROSE	AU02	493,00
ARGENTO - SILVER - ARGENT	AG00	554,00
BRONZO - BRONZE	BZ00	310,00
BRONZO SCURO -DARK BRONZE - BRONZE NOIR	BZ01	310,00



BICCHIERE VETRO



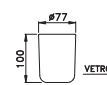
BICCHIERE CERAMICA

B012

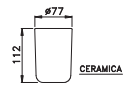
Bicchiere
Tumbler
Gobelet



	UN 10007 VTR0	24,00
VETRO TRASPARENTE- TRANSPARENT GLASS-VERRE	VSA0	24,00
VETRO SATINATO - SATIN GLASS - SATINÉ	CB00	24,00
CERAMICA-CERAMIC-CÉRAMIQUE		



VETRO



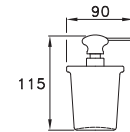
CERAMICA

D020

Dispenser sapone in ceramica
Soap dispenser in ceramic
Distributeur de savon liquide en ceramique



	RM 10009 CR00	109,00
CROMO- CHROME	NI00	150,00
NICHEL-NICKEL	PV02	183,00
NICHEL PVD- NICKEL PVD	NI01	158,00
OTTONE PVD - BRASS PVD - LAITON PVD	PV01	183,00
ORO - GOLD - OR 24 CARATS	AU00	339,00
ORO ROSA - ROSE GOLD- OR ROSE	AU02	272,00
ARGENTO - SILVER - ARGENT	AG00	306,00
BRONZO - BRONZE	BZ00	183,00
BRONZO SCURO -DARK BRONZE - BRONZE NOIR	BZ01	183,00

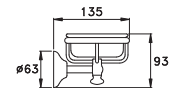
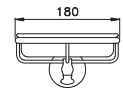


Roma 1022

Portavaschetta senza vaschetta
Soap dish holder without soap dish
Porte-savon sans coupelle



	RM 10010 CR00	182,00
CROMO- CHROME	NI00	254,00
NICHEL-NICKEL	PV02	310,00
NICHEL PVD- NICKEL PVD	NI01	267,00
OTTONE PVD - BRASS PVD - LAITON PVD	PV01	310,00
ORO - GOLD - OR 24 CARATS	AU00	616,00
ORO ROSA - ROSE GOLD- OR ROSE	AU02	493,00
ARGENTO - SILVER - ARGENT	AG00	554,00
BRONZO - BRONZE	BZ00	310,00
BRONZO SCURO -DARK BRONZE - BRONZE NOIR	BZ01	310,00

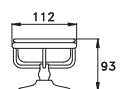
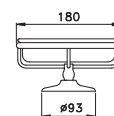


Roma 1024

Portavaschetta da appoggio senza vaschetta
Free-standing soap dish holder without soap dish
Porte-savon à poser sans coupelle



	UN 10011 CR00	182,00
CROMO- CHROME	NI00	254,00
NICHEL-NICKEL	PV02	310,00
NICHEL PVD- NICKEL PVD	NI01	267,00
OTTONE PVD - BRASS PVD - LAITON PVD	PV01	310,00
ORO - GOLD - OR 24 CARATS	AU00	616,00
ORO ROSA - ROSE GOLD- OR ROSE	AU02	493,00
ARGENTO - SILVER - ARGENT	AG00	554,00
BRONZO - BRONZE	BZ00	310,00
BRONZO SCURO -DARK BRONZE - BRONZE NOIR	BZ01	310,00



P022

Vaschetta

A richiesta, disponibile versione con il fondo forato per evitare il ristagno di acqua

Soap Dish

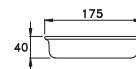
On request there is a version with holes in the bottom to avoid the water stagnating

Coupelle

Sur demande, disponible en version percée, pour éviter la stagnation de l'eau, sauf céramique



VETRO TRASPARENTE- TRANSPARENT GLASS-VERRE	UN 10012 VTR0	24,00
VETRO SATINATO - SATIN GLASS - SATINÉ	VSA0	24,00
CERAMICA-CERAMIC-CÉRAMIQUE	CB00	24,00

**Roma 1032**

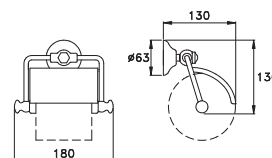
Portarotolo con rullo in legno e coperchio

Toilet roll holder with wooden roller

Porte-papier avec rouleau en bois



CROMO- CHROME	RM 10014 CR00	186,00
NICHEL-NICKEL	NI00	249,00
NICHEL PVD- NICKEL PVD	PV02	317,00
NICHEL SPAZ - NICKEL MATTE - NICKEL MAT	NI01	261,00
OTTONE PVD - BRASS PVD - LAITON PVD	PV01	317,00
ORO - GOLD - OR 24 CARATS	AU00	727,00
ORO ROSA - ROSE GOLD- OR ROSE	AU02	582,00
ARGENTO - SILVER - ARGENT	AG00	657,00
BRONZO - BRONZE	BZ00	317,00
BRONZO SCURO -DARK BRONZE - BRONZE NOIR	BZ01	317,00

**Roma 1033**

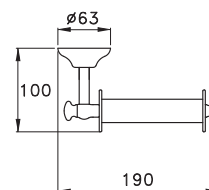
Portarotolo con rullo in legno

Toilet roll holder with wooden roller

Porte-papier avec rouleau en bois



CROMO- CHROME	RM 10015 CR00	138,00
NICHEL-NICKEL	NI00	184,00
NICHEL PVD- NICKEL PVD	PV02	221,00
NICHEL SPAZ - NICKEL MATTE - NICKEL MAT	NI01	192,00
OTTONE PVD - BRASS PVD - LAITON PVD	PV01	221,00
ORO - GOLD - OR 24 CARATS	AU00	470,00
ORO ROSA - ROSE GOLD- OR ROSE	AU02	370,00
ARGENTO - SILVER - ARGENT	AG00	448,00
BRONZO - BRONZE	BZ00	221,00
BRONZO SCURO -DARK BRONZE - BRONZE NOIR	BZ01	221,00

**Roma 1035**

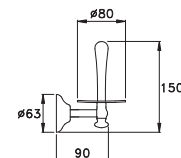
Portarotolo di riserva

Spare roll holder

Porte-papier de réserve



CROMO- CHROME	RM 10016 CR00	133,00
NICHEL-NICKEL	NI00	186,00
NICHEL PVD- NICKEL PVD	PV02	225,00
NICHEL SPAZ - NICKEL MATTE - NICKEL MAT	NI01	195,00
OTTONE PVD - BRASS PVD - LAITON PVD	PV01	225,00
ORO - GOLD - OR 24 CARATS	AU00	518,00
ORO ROSA - ROSE GOLD- OR ROSE	AU02	415,00
ARGENTO - SILVER - ARGENT	AG00	470,00
BRONZO - BRONZE	BZ00	225,00
BRONZO SCURO -DARK BRONZE - BRONZE NOIR	BZ01	225,00

**Roma 1052**

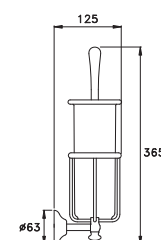
Portascopino a parete completo di vaso in ceramica

Wall mounted toilet brush set with ceramic vase

Porte-balai sur paroi avec pot en céramique



CROMO- CHROME	RM 10017 CR00	225,00
NICHEL-NICKEL	NI00	310,00
NICHEL PVD- NICKEL PVD	PV02	379,00
NICHEL SPAZ - NICKEL MATTE - NICKEL MAT	NI01	326,00
OTTONE PVD - BRASS PVD - LAITON PVD	PV01	379,00
ORO - GOLD - OR 24 CARATS	AU00	895,00
ORO ROSA - ROSE GOLD- OR ROSE	AU02	716,00
ARGENTO - SILVER - ARGENT	AG00	803,00
BRONZO - BRONZE	BZ00	379,00
BRONZO SCURO -DARK BRONZE - BRONZE NOIR	BZ01	379,00



Roma 1054

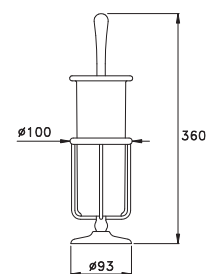
Portascopino da appoggio completo di vaso in ceramica

Free-standing toilet brush set with ceramic vase

Porte balai au sol avec pot en céramique



	UN 10018 CR00	203,00
CROMO- CHROME	NI00	263,00
NICHEL-NICKEL	PV02	332,00
NICHEL PVD- NICKEL PVD	NI01	276,00
NICHEL SPAZ - NICKEL MATTE - NICKEL MAT	PV01	332,00
OTTONE PVD - BRASS PVD - LAITON PVD	AU00	788,00
ORO - GOLD - OR 24 CARATS	AU02	631,00
ORO ROSA - ROSE GOLD- OR ROSE	AG00	696,00
ARGENTO - SILVER - ARGENT	BZ00	332,00
BRONZO - BRONZE	BZ01	332,00
BRONZO SCURO -DARK BRONZE - BRONZE NOIR		

**Roma 1066**

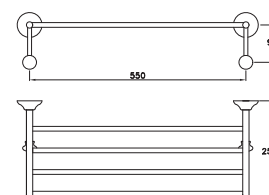
Mensola portasalviette

Towel-holder shelf

Rack à serviettes



	RM 10019 CR00	364,00
CROMO- CHROME	NI00	505,00
NICHEL-NICKEL	PV02	616,00
NICHEL PVD- NICKEL PVD	NI01	530,00
NICHEL SPAZ - NICKEL MATTE - NICKEL MAT	PV01	616,00
OTTONE PVD - BRASS PVD - LAITON PVD	AU00	1268,00
ORO - GOLD - OR 24 CARATS	AU02	1015,00
ORO ROSA - ROSE GOLD- OR ROSE	AG00	1141,00
ARGENTO - SILVER - ARGENT	BZ00	616,00
BRONZO - BRONZE	BZ01	616,00
BRONZO SCURO -DARK BRONZE - BRONZE NOIR		

**Roma 1082**

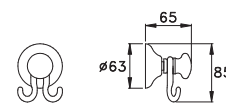
Porta-abiti doppio

Double hook

Porte-peignoir double



	RM 10020 CR00	101,00
CROMO- CHROME	NI00	140,00
NICHEL-NICKEL	PV02	171,00
NICHEL PVD- NICKEL PVD	NI01	147,00
NICHEL SPAZ - NICKEL MATTE - NICKEL MAT	PV01	171,00
OTTONE PVD - BRASS PVD - LAITON PVD	AU00	418,00
ORO - GOLD - OR 24 CARATS	AU02	335,00
ORO ROSA - ROSE GOLD- OR ROSE	AG00	370,00
ARGENTO - SILVER - ARGENT	BZ00	171,00
BRONZO - BRONZE	BZ01	171,00
BRONZO SCURO -DARK BRONZE - BRONZE NOIR		

**Roma 1082bis**

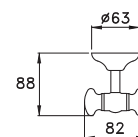
Porta-abiti doppio

Double hook

Porte-peignoir double



	RM 10021 CR00	101,00
CROMO- CHROME	NI00	140,00
NICHEL-NICKEL	PV02	171,00
NICHEL PVD- NICKEL PVD	NI01	147,00
NICHEL SPAZ - NICKEL MATTE - NICKEL MAT	PV01	171,00
OTTONE PVD - BRASS PVD - LAITON PVD	AU00	418,00
ORO - GOLD - OR 24 CARATS	AU02	335,00
ORO ROSA - ROSE GOLD- OR ROSE	AG00	370,00
ARGENTO - SILVER - ARGENT	BZ00	171,00
BRONZO - BRONZE	BZ01	171,00
BRONZO SCURO -DARK BRONZE - BRONZE NOIR		

**Roma 1084/23**

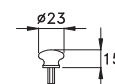
Pomolo di completamento per mobili Ø 23 mm

Furniture knob Ø 23 mm

Bouton de porte ou de tiroir Ø 23 mm



	RM 10024 CR00	10,00
CROMO- CHROME	NI00	17,00
NICHEL-NICKEL	PV02	24,00
NICHEL PVD- NICKEL PVD	NI01	19,00
NICHEL SPAZ - NICKEL MATTE - NICKEL MAT	PV01	24,00
OTTONE PVD - BRASS PVD - LAITON PVD	AU00	55,00
ORO - GOLD - OR 24 CARATS	AU02	44,00
ORO ROSA - ROSE GOLD- OR ROSE	AG00	47,00
ARGENTO - SILVER - ARGENT	BZ00	24,00
BRONZO - BRONZE	BZ01	24,00
BRONZO SCURO -DARK BRONZE - BRONZE NOIR		



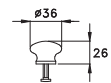
Roma 1084/36

Pomolo di completamento per mobili Ø 36 mm

Furniture knob Ø 36 mm

Bouton de porte ou de tiroir Ø 36 mm

	RM 10022 CR00	17,00
CROMO- CHROME		
NICHEL-NICKEL	NI00	24,00
NICHEL PVD- NICKEL PVD	PV02	31,00
NICHEL SPAZ - NICKEL MATTE - NICKEL MAT	NI01	26,00
OTTONE PVD - BRASS PVD - LAITON PVD	PV01	31,00
ORO - GOLD - OR 24 CARATS	AU00	70,00
ORO ROSA - ROSE GOLD- OR ROSE	AU02	56,00
ARGENTO - SILVER - ARGENT	AG00	63,00
BRONZO - BRONZE	BZ00	31,00
BRONZO SCURO -DARK BRONZE - BRONZE NOIR	BZ01	31,00



ECCELSA



ACCESSORI ACCESSOIRES ACCESSORIES

Eccelsa 602/30


Asta portasalviette - lunghezza 300 mm

Towel rail - length 300 mm

Porte serviette de 300 mm



	EC 10000	CR00	247,00
CROMO- CHROME			
NICHEL-NICKEL		NI00	332,00
NICHEL PVD- NICKEL PVD		PV02	394,00
NICHEL SPAZ - NICKEL MATTE - NICKEL MAT		NI01	349,00
OTTONE PVD - BRASS PVD - LAITON PVD		PV01	394,00
ORO - GOLD - OR 24 CARATS		AU00	1211,00
ORO ROSA - ROSE GOLD- OR ROSE		AU02	969,00
ARGENTO - SILVER - ARGENT		AG00	1089,00
BRONZO - BRONZE		BZ00	394,00
BRONZO SCURO - DARK BRONZE - BRONZE NOIR		BZ01	394,00



Eccelsa 602/40

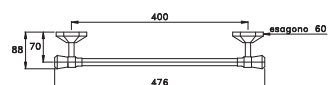
Asta portasalviette - lunghezza 400 mm

Towel rail - length 400 mm

Porte serviette de 400 mm



	EC 10001	CR00	255,00
CROMO- CHROME			
NICHEL-NICKEL		NI00	348,00
NICHEL PVD- NICKEL PVD		PV02	411,00
NICHEL SPAZ - NICKEL MATTE - NICKEL MAT		NI01	365,00
OTTONE PVD - BRASS PVD - LAITON PVD		PV01	411,00
ORO - GOLD - OR 24 CARATS		AU00	1258,00
ORO ROSA - ROSE GOLD- OR ROSE		AU02	1007,00
ARGENTO - SILVER - ARGENT		AG00	1127,00
BRONZO - BRONZE		BZ00	411,00
BRONZO SCURO - DARK BRONZE - BRONZE NOIR		BZ01	411,00



Eccelsa 602/60


Asta portasalviette - lunghezza 600 mm

Towel rail - length 600 mm

Porte serviette de 600 mm



	EC 10002	CR00	270,00
CROMO- CHROME			
NICHEL-NICKEL		NI00	357,00
NICHEL PVD- NICKEL PVD		PV02	424,00
NICHEL SPAZ - NICKEL MATTE - NICKEL MAT		NI01	375,00
OTTONE PVD - BRASS PVD - LAITON PVD		PV01	424,00
ORO - GOLD - OR 24 CARATS		AU00	1318,00
ORO ROSA - ROSE GOLD- OR ROSE		AU02	1055,00
ARGENTO - SILVER - ARGENT		AG00	1173,00
BRONZO - BRONZE		BZ00	424,00
BRONZO SCURO - DARK BRONZE - BRONZE NOIR		BZ01	424,00



Eccelsa 603

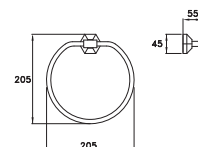
Portasalviette rotondo

Ring towel holder

Anneau porte serviette



	EC 10003	CR00	165,00
CROMO- CHROME			
NICHEL-NICKEL		NI00	222,00
NICHEL PVD- NICKEL PVD		PV02	272,00
NICHEL SPAZ - NICKEL MATTE - NICKEL MAT		NI01	233,00
OTTONE PVD - BRASS PVD - LAITON PVD		PV01	272,00
ORO - GOLD - OR 24 CARATS		AU00	540,00
ORO ROSA - ROSE GOLD- OR ROSE		AU02	432,00
ARGENTO - SILVER - ARGENT		AG00	486,00
BRONZO - BRONZE		BZ00	272,00
BRONZO SCURO - DARK BRONZE - BRONZE NOIR		BZ01	272,00



Eccelsa 1012

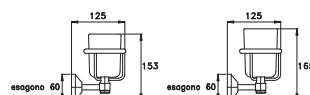
Portabicchiere senza bicchiere

Tumbler holder without tumbler

Porte-verre sans gobelet



	EC 10004	CR00	223,00
CROMO- CHROME			
NICHEL-NICKEL		NI00	287,00
NICHEL PVD- NICKEL PVD		PV02	357,00
NICHEL SPAZ - NICKEL MATTE - NICKEL MAT		NI01	301,00
OTTONE PVD - BRASS PVD - LAITON PVD		PV01	357,00
ORO - GOLD - OR 24 CARATS		AU00	834,00
ORO ROSA - ROSE GOLD- OR ROSE		AU02	668,00
ARGENTO - SILVER - ARGENT		AG00	764,00
BRONZO - BRONZE		BZ00	357,00
BRONZO SCURO - DARK BRONZE - BRONZE NOIR		BZ01	357,00

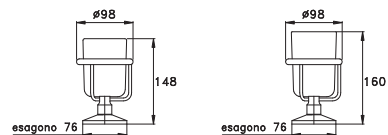


Eccelsa 1014

Portabicchiere senza bicchiere da appoggio
Free-standing tumbler holder without tumbler
Porte-verre à poser sans gobelet



	EC 10006 CR00	199,00
CROMO- CHROME	NI00	271,00
NICHEL-NICKEL	PV02	332,00
NICHEL PVD- NICKEL PVD	NI01	285,00
NICHEL SPAZ - NICKEL MATTE - NICKEL MAT	PV01	332,00
OTTONE PVD - BRASS PVD - LAITON PVD	AU00	750,00
ORO - GOLD - OR 24 CARATS	AU02	600,00
ORO ROSA - ROSE GOLD- OR ROSE	AG00	680,00
ARGENTO - SILVER - ARGENT	BZ00	332,00
BRONZO - BRONZE	BZ01	322,00
BRONZO SCURO -DARK BRONZE - BRONZE NOIR		

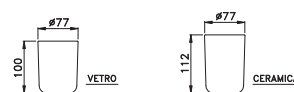


B012

Bicchieri
Tumbler
Gobelet



	UN 10007 VTR0	24,00
VETRO TRASPARENTE- TRANSPARENT GLASS-VERRE	VSA0	24,00
VETRO SATINATO - SATIN GLASS - SATINÉ	CB00	24,00
CERAMICA-CERAMIC-CÉRAMIQUE		

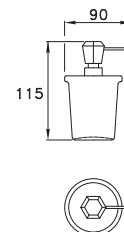


D020

Dispenser sapone in ceramica
Soap dispenser in ceramic
Distributeur de savon liquide en ceramique



	EC 10009 CR00	131,00
CROMO- CHROME	NI00	179,00
NICHEL-NICKEL	PV02	218,00
NICHEL PVD- NICKEL PVD	NI01	188,00
NICHEL SPAZ - NICKEL MATTE - NICKEL MAT	PV01	218,00
OTTONE PVD - BRASS PVD - LAITON PVD	AU00	383,00
ORO - GOLD - OR 24 CARATS	AU02	307,00
ORO ROSA - ROSE GOLD- OR ROSE	AG00	346,00
ARGENTO - SILVER - ARGENT	BZ00	218,00
BRONZO - BRONZE	BZ01	218,00
BRONZO SCURO -DARK BRONZE - BRONZE NOIR		



Eccelsa 1022

Portavaschetta senza vaschetta
Soap dish holder without soap dish
Porte-savon sans coupelle



	EC 10010 CR00	247,00
CROMO- CHROME	NI00	325,00
NICHEL-NICKEL	PV02	402,00
NICHEL PVD- NICKEL PVD	NI01	341,00
NICHEL SPAZ - NICKEL MATTE - NICKEL MAT	PV01	402,00
OTTONE PVD - BRASS PVD - LAITON PVD	AU00	933,00
ORO - GOLD - OR 24 CARATS	AU02	747,00
ORO ROSA - ROSE GOLD- OR ROSE	AG00	850,00
ARGENTO - SILVER - ARGENT	BZ00	402,00
BRONZO - BRONZE	BZ01	402,00
BRONZO SCURO -DARK BRONZE - BRONZE NOIR		



Eccelsa 1024

Portavaschetta da appoggio senza vaschetta
Free-standing soap dish holder without soap dish
Porte-savon à poser sans coupelle



	EC 10011 CR00	231,00
CROMO- CHROME	NI00	310,00
NICHEL-NICKEL	PV02	387,00
NICHEL PVD- NICKEL PVD	NI01	326,00
NICHEL SPAZ - NICKEL MATTE - NICKEL MAT	PV01	387,00
OTTONE PVD - BRASS PVD - LAITON PVD	AU00	842,00
ORO - GOLD - OR 24 CARATS	AU02	674,00
ORO ROSA - ROSE GOLD- OR ROSE	AG00	764,00
ARGENTO - SILVER - ARGENT	BZ00	387,00
BRONZO - BRONZE	BZ01	387,00
BRONZO SCURO -DARK BRONZE - BRONZE NOIR		



P022

Vaschetta

A richiesta, disponibile versione con il fondo forato per evitare il ristagno di acqua

Soap Dish

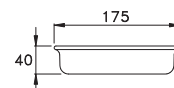
On request there is a version with holes in the bottom to avoid the water stagnating

Coupelle

Sur demande, disponible en version percée, pour éviter la stagnation de l'eau, sauf céramique



VETRO TRASPARENTE - TRANSPARENT GLASS-VERRE	UN 10012 VTR0	24,00
VETRO SATINATO - SATIN GLASS - SATINÉ	VSA0	24,00
CERAMICA-CERAMIC-CÉRAMIQUE	CB00	24,00



Eccelsa 1032

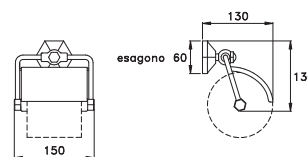
Portarotolo con rullo in legno con coperchio

Toilet roll holder with wooden roller

Porte-papier avec rouleau en bois



CROMO- CHROME	EC 10014 CR00	278,00
NICHEL-NICKEL	NI00	370,00
NICHEL PVD- NICKEL PVD	PV02	486,00
NICHEL SPAZ - NICKEL MATTE - NICKEL MAT	NI01	389,00
OTTONE PVD - BRASS PVD - LAITON PVD	PV01	486,00
ORO - GOLD - OR 24 CARATS	AU00	1097,00
ORO ROSA - ROSE GOLD- OR ROSE	AU02	878,00
ARGENTO - SILVER - ARGENT	AG00	996,00
BRONZO - BRONZE	BZ00	486,00
BRONZO SCURO - DARK BRONZE - BRONZE NOIR	BZ01	486,00



Eccelsa 1033

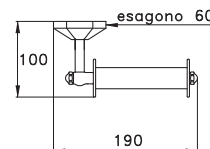
Portarotolo con rullo in legno

Toilet roll holder with wooden roller

Porte-papier avec rouleau en bois



CROMO- CHROME	EC 10015 CR00	230,00
NICHEL-NICKEL	NI00	306,00
NICHEL PVD- NICKEL PVD	PV02	368,00
NICHEL SPAZ - NICKEL MATTE - NICKEL MAT	NI01	320,00
OTTONE PVD - BRASS PVD - LAITON PVD	PV01	368,00
ORO - GOLD - OR 24 CARATS	AU00	782,00
ORO ROSA - ROSE GOLD- OR ROSE	AU02	617,00
ARGENTO - SILVER - ARGENT	AG00	746,00
BRONZO - BRONZE	BZ00	368,00
BRONZO SCURO - DARK BRONZE - BRONZE NOIR	BZ01	368,00



Eccelsa 1035

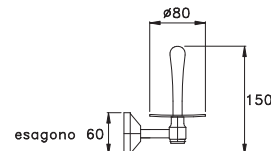
Portarotolo di riserva

Spare roll holder

Porte-papier de réserve



CROMO- CHROME	EC 10016 CR00	209,00
NICHEL-NICKEL	NI00	278,00
NICHEL PVD- NICKEL PVD	PV02	341,00
NICHEL SPAZ - NICKEL MATTE - NICKEL MAT	NI01	292,00
OTTONE PVD - BRASS PVD - LAITON PVD	PV01	341,00
ORO - GOLD - OR 24 CARATS	AU00	795,00
ORO ROSA - ROSE GOLD- OR ROSE	AU02	636,00
ARGENTO - SILVER - ARGENT	AG00	733,00
BRONZO - BRONZE	BZ00	341,00
BRONZO SCURO - DARK BRONZE - BRONZE NOIR	BZ01	341,00



Eccelsa 1052

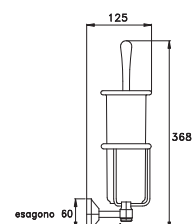
Portascopino a parete completo di vaso in ceramica

Wall mounted toilet brush set with ceramic vase

Porte-balai sur paroi avec pot en céramique



CROMO- CHROME	EC 10017 CR00	333,00
NICHEL-NICKEL	NI00	440,00
NICHEL PVD- NICKEL PVD	PV02	556,00
NICHEL SPAZ - NICKEL MATTE - NICKEL MAT	NI01	462,00
OTTONE PVD - BRASS PVD - LAITON PVD	PV01	556,00
ORO - GOLD - OR 24 CARATS	AU00	1288,00
ORO ROSA - ROSE GOLD- OR ROSE	AU02	1031,00
ARGENTO - SILVER - ARGENT	AG00	1135,00
BRONZO - BRONZE	BZ00	556,00
BRONZO SCURO - DARK BRONZE - BRONZE NOIR	BZ01	556,00





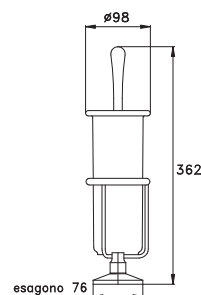
Eccelsa 1054

Portascopino da appoggio completo di vaso in ceramica

Free-standing toilet brush set with ceramic vase

Porte balai au sol avec pot en céramique

	EC	10011	CR00	270,00
CROMO- CHROME				
NICHEL-NICKEL			NI00	357,00
NICHEL PVD- NICKEL PVD			PV02	449,00
NICHEL SPAZ - NICKEL MATTE - NICKEL MAT			NI01	375,00
OTTONE PVD - BRASS PVD - LAITON PVD			PV01	449,00
ORO - GOLD - OR 24 CARATS			AU00	1049,00
ORO ROSA - ROSE GOLD- OR ROSE			AU02	840,00
ARGENTO - SILVER - ARGENT			AG00	933,00
BRONZO - BRONZE			BZ00	449,00
BRONZO SCURO - DARK BRONZE - BRONZE NOIR			BZ01	449,00



Eccelsa 1066

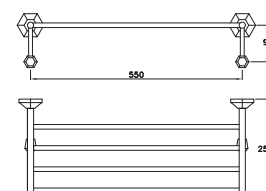
Mensola portasalviette

Towel-holder shelf

Rack à serviettes



	EC	10011	CR00	427,00
CROMO- CHROME				
NICHEL-NICKEL			NI00	579,00
NICHEL PVD- NICKEL PVD			PV02	708,00
NICHEL SPAZ - NICKEL MATTE - NICKEL MAT			NI01	608,00
OTTONE PVD - BRASS PVD - LAITON PVD			PV01	708,00
ORO - GOLD - OR 24 CARATS			AU00	1456,00
ORO ROSA - ROSE GOLD- OR ROSE			AU02	1165,00
ARGENTO - SILVER - ARGENT			AG00	1312,00
BRONZO - BRONZE			BZ00	708,00
BRONZO SCURO - DARK BRONZE - BRONZE NOIR			BZ01	708,00



Eccelsa 1082

Porta-abiti doppio

Double hook

Porte-peignoir double



	EC	10011	CR00	168,00
CROMO- CHROME				
NICHEL-NICKEL			NI00	225,00
NICHEL PVD- NICKEL PVD			PV02	278,00
NICHEL SPAZ - NICKEL MATTE - NICKEL MAT			NI01	236,00
OTTONE PVD - BRASS PVD - LAITON PVD			PV01	278,00
ORO - GOLD - OR 24 CARATS			AU00	657,00
ORO ROSA - ROSE GOLD- OR ROSE			AU02	526,00
ARGENTO - SILVER - ARGENT			AG00	579,00
BRONZO - BRONZE			BZ00	278,00
BRONZO SCURO - DARK BRONZE - BRONZE NOIR			BZ01	278,00



Eccelsa 1084/33

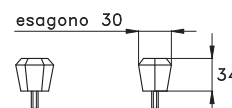
Pomolo di completamento per mobili

Furniture knob

Bouton de porte ou de tiroir



	EC	10011	CR00	26,00
CROMO- CHROME				
NICHEL-NICKEL			NI00	31,00
NICHEL PVD- NICKEL PVD			PV02	63,00
NICHEL SPAZ - NICKEL MATTE - NICKEL MAT			NI01	33,00
OTTONE PVD - BRASS PVD - LAITON PVD			PV01	63,00
ORO - GOLD - OR 24 CARATS			AU00	140,00
ORO ROSA - ROSE GOLD- OR ROSE			AU02	112,00
ARGENTO - SILVER - ARGENT			AG00	133,00
BRONZO - BRONZE			BZ00	63,00
BRONZO SCURO - DARK BRONZE - BRONZE NOIR			BZ01	63,00



CASANOVA



ACCESSORI ACCESSOIRES ACCESSORIES

Casanova 602/30

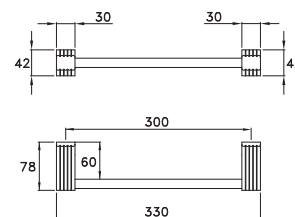
Asta portasalviette - lunghezza 300 mm

Towel rail - length 300 mm

Porte serviette de 300 mm



	CS 10000	CR00	172,00
CROMO- CHROME			
NICHEL-NICKEL		NI00	241,00
NICHEL PVD- NICKEL PVD		PV02	292,00
NICHEL SPAZ - NICKEL MATTE - NICKEL MAT		NI01	253,00
OTTONE PVD - BRASS PVD - LAITON PVD		PV01	292,00
ORO - GOLD - OR 24 CARATS		AU00	484,00
ORO ROSA - ROSE GOLD- OR ROSE		AU02	388,00
ARGENTO - SILVER - ARGENT		AG00	436,00
BRONZO - BRONZE		BZ00	292,00
BRONZO SCURO -DARK BRONZE - BRONZE NOIR		BZ01	292,00



Casanova 602/40

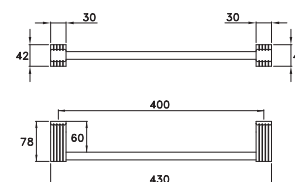
Asta portasalviette - lunghezza 400 mm

Towel rail - length 400 mm

Porte serviette de 400 mm



	CS 10001	CR00	172,00
CROMO- CHROME			
NICHEL-NICKEL		NI00	241,00
NICHEL PVD- NICKEL PVD		PV02	292,00
NICHEL SPAZ - NICKEL MATTE - NICKEL MAT		NI01	253,00
OTTONE PVD - BRASS PVD - LAITON PVD		PV01	292,00
ORO - GOLD - OR 24 CARATS		AU00	510,00
ORO ROSA - ROSE GOLD- OR ROSE		AU02	408,00
ARGENTO - SILVER - ARGENT		AG00	459,00
BRONZO - BRONZE		BZ00	292,00
BRONZO SCURO -DARK BRONZE - BRONZE NOIR		BZ01	292,00



Casanova 602/60


Asta portasalviette - lunghezza 600 mm

Towel rail - length 600 mm

Porte serviette de 600 mm



	CS 10002	CR00	197,00
CROMO- CHROME			
NICHEL-NICKEL		NI00	275,00
NICHEL PVD- NICKEL PVD		PV02	334,00
NICHEL SPAZ - NICKEL MATTE - NICKEL MAT		NI01	288,00
OTTONE PVD - BRASS PVD - LAITON PVD		PV01	334,00
ORO - GOLD - OR 24 CARATS		AU00	559,00
ORO ROSA - ROSE GOLD- OR ROSE		AU02	448,00
ARGENTO - SILVER - ARGENT		AG00	504,00
BRONZO - BRONZE		BZ00	334,00
BRONZO SCURO -DARK BRONZE - BRONZE NOIR		BZ01	334,00



Casanova 1012

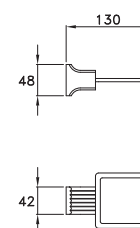
Portabicchiere senza bicchiere

Tumbler holder without tumbler

Porte-verre sans gobelet



	CS 10004	CR00	172,00
CROMO- CHROME			
NICHEL-NICKEL		NI00	241,00
NICHEL PVD- NICKEL PVD		PV02	292,00
NICHEL SPAZ - NICKEL MATTE - NICKEL MAT		NI01	253,00
OTTONE PVD - BRASS PVD - LAITON PVD		PV01	292,00
ORO - GOLD - OR 24 CARATS		AU00	572,00
ORO ROSA - ROSE GOLD- OR ROSE		AU02	458,00
ARGENTO - SILVER - ARGENT		AG00	516,00
BRONZO - BRONZE		BZ00	292,00
BRONZO SCURO -DARK BRONZE - BRONZE NOIR		BZ01	292,00

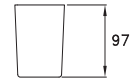
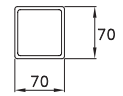




B016

Bicchiere
Tumbler
Gobelet

VETRO TRASPARENTE- TRANSPARENT GLASS-VERRE	UN 10008 VTR0	32,00
VETRO SATINATO - SATIN GLASS - SATINÉ	VSA0	32,00



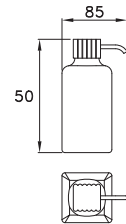
D020

Dispenser sapone in ceramica
Soap dispenser in ceramic



Distributeur de savon liquide en ceramique

CROMO- CHROME	CS 10009 CR00	128,00
NICHEL-NICKEL	NI00	180,00
NICHEL PVD- NICKEL PVD	PV02	217,00
NICHEL SPAZ - NICKEL MATTE - NICKEL MAT	NI01	189,00
OTTONE PVD - BRASS PVD - LAITON PVD	PV01	217,00
ORO - GOLD - OR 24 CARATS	AU00	484,00
ORO ROSA - ROSE GOLD- OR ROSE	AU02	388,00
ARGENTO - SILVER - ARGENT	AG00	436,00
BRONZO - BRONZE	BZ00	217,00
BRONZO SCURO -DARK BRONZE - BRONZE NOIR	BZ01	217,00



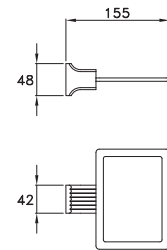
Casanova 1022

Portavaschetta senza vaschetta
Soap dish holder without soap dish



Porte-savon sans coupelle

CROMO- CHROME	CS 10010 CR00	172,00
NICHEL-NICKEL	NI00	241,00
NICHEL PVD- NICKEL PVD	PV02	292,00
NICHEL SPAZ - NICKEL MATTE - NICKEL MAT	NI01	253,00
OTTONE PVD - BRASS PVD - LAITON PVD	PV01	292,00
ORO - GOLD - OR 24 CARATS	AU00	572,00
ORO ROSA - ROSE GOLD- OR ROSE	AU02	458,00
ARGENTO - SILVER - ARGENT	AG00	516,00
BRONZO - BRONZE	BZ00	292,00
BRONZO SCURO -DARK BRONZE - BRONZE NOIR	BZ01	292,00



P026

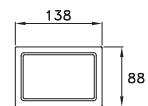
Vaschetta
A richiesta, disponibile versione con il fondo forato per evitare il ristagno di acqua



Soap Dish
On request there is a version with holes in the bottom to avoid the water stagnating

Coupelle
Sur demande, disponible en version percée, pour éviter la stagnation de l'eau, sauf céramique

VETRO TRASPARENTE- TRANSPARENT GLASS-VERRE	UN 10013 VTR0	32,00
VETRO SATINATO - SATIN GLASS - SATINÉ	VSA0	32,00



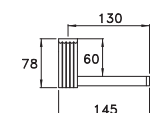
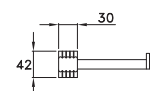
Casanova 1033

Portarotolo
Toilet roll holder



Porte-papier

CROMO- CHROME	CS 10014 CR00	171,00
NICHEL-NICKEL	NI00	239,00
NICHEL PVD- NICKEL PVD	PV02	290,00
NICHEL SPAZ - NICKEL MATTE - NICKEL MAT	NI01	251,00
OTTONE PVD - BRASS PVD - LAITON PVD	PV01	290,00
ORO - GOLD - OR 24 CARATS	AU00	484,00
ORO ROSA - ROSE GOLD- OR ROSE	AU02	388,00
ARGENTO - SILVER - ARGENT	AG00	436,00
BRONZO - BRONZE	BZ00	290,00
BRONZO SCURO -DARK BRONZE - BRONZE NOIR	BZ01	290,00



Casanova 1035

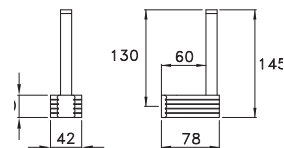
Portarotolo di riserva

Spare roll holder

Porte-papier de réserve



	CS 10016 CR00	171,00
CROMO- CHROME	NI00	239,00
NICHEL-NICKEL	PV02	290,00
NICHEL PVD- NICKEL PVD	NI01	251,00
NICHEL SPAZ - NICKEL MATTE - NICKEL MAT	PV01	290,00
OTTONE PVD - BRASS PVD - LAITON PVD	AU00	484,00
ORO - GOLD - OR 24 CARATS	AU02	388,00
ORO ROSA - ROSE GOLD- OR ROSE	AG00	436,00
ARGENTO - SILVER - ARGENT	BZ00	290,00
BRONZO - BRONZE	BZ01	290,00
BRONZO SCURO -DARK BRONZE - BRONZE NOIR		

**Casanova 1052**

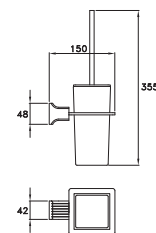
Portascopino a parete completo di vaso in ceramica

Wall mounted toilet brush set with ceramic vase

Porte-balai sur paroi avec pot en céramique



	CS 10017 CR00	288,00
CROMO- CHROME	NI00	402,00
NICHEL-NICKEL	PV02	488,00
NICHEL PVD- NICKEL PVD	NI01	422,00
NICHEL SPAZ - NICKEL MATTE - NICKEL MAT	PV01	488,00
OTTONE PVD - BRASS PVD - LAITON PVD	AU00	1091,00
ORO - GOLD - OR 24 CARATS	AU02	873,00
ORO ROSA - ROSE GOLD- OR ROSE	AG00	982,00
ARGENTO - SILVER - ARGENT	BZ00	488,00
BRONZO - BRONZE	BZ01	488,00
BRONZO SCURO -DARK BRONZE - BRONZE NOIR		

**Casanova 1065**

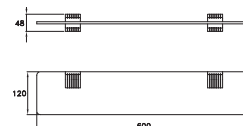
Mensola con piano in vetro 60 cm

Shelf in transparent glass 60 cm

Console en verre transparent 60 cm



	CS 10025 CR00	350,00
CROMO- CHROME	NI00	490,00
NICHEL-NICKEL	PV02	595,00
NICHEL PVD- NICKEL PVD	NI01	515,00
NICHEL SPAZ - NICKEL MATTE - NICKEL MAT	PV01	595,00
OTTONE PVD - BRASS PVD - LAITON PVD	AU00	1330,00
ORO - GOLD - OR 24 CARATS	AU02	1064,00
ORO ROSA - ROSE GOLD- OR ROSE	AG00	1197,00
ARGENTO - SILVER - ARGENT	BZ00	595,00
BRONZO - BRONZE	BZ01	595,00
BRONZO SCURO -DARK BRONZE - BRONZE NOIR		

**Casanova 1066**

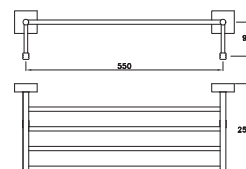
Mensola portasalviette

Towel-holder shelf

Rack à serviettes



	CS 10019 CR00	380,00
CROMO- CHROME	NI00	532,00
NICHEL-NICKEL	PV02	646,00
NICHEL PVD- NICKEL PVD	NI01	559,00
NICHEL SPAZ - NICKEL MATTE - NICKEL MAT	PV01	646,00
OTTONE PVD - BRASS PVD - LAITON PVD	AU00	1441,00
ORO - GOLD - OR 24 CARATS	AU02	1153,00
ORO ROSA - ROSE GOLD- OR ROSE	AG00	1298,00
ARGENTO - SILVER - ARGENT	BZ00	646,00
BRONZO - BRONZE	BZ01	646,00
BRONZO SCURO -DARK BRONZE - BRONZE NOIR		

**Casanova 1082**

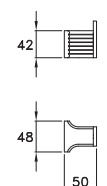
Porta-abiti

Hook

Porte-peignoir



	CS 10020 CR00	139,00
CROMO- CHROME	NI00	196,00
NICHEL-NICKEL	PV02	237,00
NICHEL PVD- NICKEL PVD	NI01	206,00
NICHEL SPAZ - NICKEL MATTE - NICKEL MAT	PV01	237,00
OTTONE PVD - BRASS PVD - LAITON PVD	AU00	350,00
ORO - GOLD - OR 24 CARATS	AU02	280,00
ORO ROSA - ROSE GOLD- OR ROSE	AG00	315,00
ARGENTO - SILVER - ARGENT	BZ00	237,00
BRONZO - BRONZE	BZ01	237,00
BRONZO SCURO -DARK BRONZE - BRONZE NOIR		



BAMBOO



ACCESSORI ACCESSOIRES ACCESSORIES

Bamboo 602/30

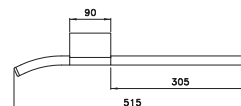
Asta portasalviette - lunghezza 300 mm

Towel rail - length 300 mm

Porte serviette de 300 mm



	BT	10000	CR00	167,00
CROMO- CHROME				
NICHEL-NICKEL			NI00	223,00
NICHEL PVD- NICKEL PVD			PV02	268,00
NICHEL SPAZ - NICKEL MATTE - NICKEL MAT			NI01	233,00
OTTONE PVD - BRASS PVD - LAITON PVD			PV01	268,00
ORO - GOLD - OR 24 CARATS			AU00	568,00
ORO ROSA - ROSE GOLD- OR ROSE			AU02	448,00
ARGENTO - SILVER - ARGENT			AG00	542,00
BRONZO - BRONZE			BZ00	268,00
BRONZO SCURO -DARK BRONZE - BRONZE NOIR			BZ01	268,00



Bamboo 602/40

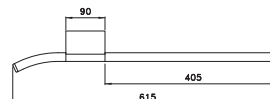
Asta portasalviette - lunghezza 400 mm

Towel rail - length 400 mm

Porte serviette de 400 mm



	BT	10001	CR00	201,00
CROMO- CHROME				
NICHEL-NICKEL			NI00	268,00
NICHEL PVD- NICKEL PVD			PV02	322,00
NICHEL SPAZ - NICKEL MATTE - NICKEL MAT			NI01	280,00
OTTONE PVD - BRASS PVD - LAITON PVD			PV01	322,00
ORO - GOLD - OR 24 CARATS			AU00	684,00
ORO ROSA - ROSE GOLD- OR ROSE			AU02	539,00
ARGENTO - SILVER - ARGENT			AG00	652,00
BRONZO - BRONZE			BZ00	322,00
BRONZO SCURO -DARK BRONZE - BRONZE NOIR			BZ01	322,00



Bamboo 1012/1022

Portabicchiere e portasapone senza bicchiere/vaschetta

Da abbinare a bicchiere B012 e vaschetta P022

Tumbler/soap dish holder without tumbler/soap dish

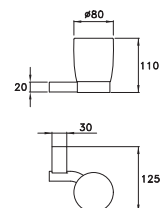
To pair with tumbler B012 or soap dish P022

Porte-verre sans gobelet - Porte-savons sans coupelle

Pour combiner avec verre B012 et coupelle P022



	BT	10026	CR00	155,00
CROMO- CHROME				
NICHEL-NICKEL			NI00	207,00
NICHEL PVD- NICKEL PVD			PV02	248,00
NICHEL SPAZ - NICKEL MATTE - NICKEL MAT			NI01	216,00
OTTONE PVD - BRASS PVD - LAITON PVD			PV01	248,00
ORO - GOLD - OR 24 CARATS			AU00	527,00
ORO ROSA - ROSE GOLD- OR ROSE			AU02	416,00
ARGENTO - SILVER - ARGENT			AG00	503,00
BRONZO - BRONZE			BZ00	248,00
BRONZO SCURO -DARK BRONZE - BRONZE NOIR			BZ01	248,00



Bamboo 1014/1024

Portabicchiere e portasapone da appoggio senza bicchiere/vaschetta

Da abbinare a bicchiere B012 e vaschetta P022

Tumbler/soap dish holder without tumbler/soap dish

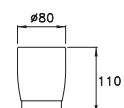
To pair with tumbler B012 or soap dish P022

Porte-verre sans gobelet - Porte-savons sans coupelle

Pour combiner avec verre B012 et coupelle P022



	BT	10027	CR00	155,00
CROMO- CHROME				
NICHEL-NICKEL			NI00	207,00
NICHEL PVD- NICKEL PVD			PV02	248,00
NICHEL SPAZ - NICKEL MATTE - NICKEL MAT			NI01	216,00
OTTONE PVD - BRASS PVD - LAITON PVD			PV01	248,00
ORO - GOLD - OR 24 CARATS			AU00	527,00
ORO ROSA - ROSE GOLD- OR ROSE			AU02	416,00
ARGENTO - SILVER - ARGENT			AG00	503,00
BRONZO - BRONZE			BZ00	248,00
BRONZO SCURO -DARK BRONZE - BRONZE NOIR			BZ01	248,00



Bamboo 1013

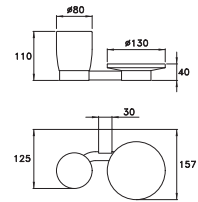
Portabicchiere e portasapone doppio senza bicchiere/vaschetta
Da abbinare a bicchiere B012 e vaschetta P022

Tumbler and soap dish holder without tumbler and soap dish
To pair with tumbler B012 and soap dish P022

Porte-verre et porte-savons sans gobelet et coupelle
Pour combiner avec verre B012 et coupelle P022



CROMO- CHROME	BT 10005 CRO0	287,00
NICHEL-NICKEL	NI00	382,00
NICHEL PVD- NICKEL PVD	PV02	460,00
NICHEL SPAZ - NICKEL MATTE - NICKEL MAT	NI01	399,00
OTTONE PVD - BRASS PVD - LAITON PVD	PV01	460,00
ORO - GOLD - OR 24 CARATS	AU00	976,00
ORO ROSA - ROSE GOLD- OR ROSE	AU02	770,00
ARGENTO - SILVER - ARGENT	AG00	930,00
BRONZO - BRONZE	BZ00	460,00
BRONZO SCURO - DARK BRONZE - BRONZE NOIR	BZ01	460,00

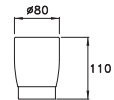
**B012**

Bicchiere

Tumbler

Gobelet

VETRO TRASPARENTE- TRANSPARENT GLASS -VERRE	BT 10007 VTR0	45,00
VETRO SATINATO - SATIN GLASS - SATINÉ	VSA0	45,00

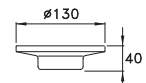
**P022**

Vaschetta

Soap Dish

Coupelle

VETRO TRASPARENTE- TRANSPARENT GLASS-VERRE	BT 10012 VTR0	45,00
VETRO SATINATO - SATIN GLASS - SATINÉ	VSA0	45,00

**Bamboo 1033**

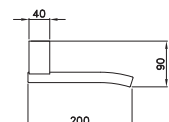
Portarotolo

Toilet roll holder

Porte-papier



CROMO- CHROME	BT 10015 CRO0	140,00
NICHEL-NICKEL	NI00	187,00
NICHEL PVD- NICKEL PVD	PV02	224,00
NICHEL SPAZ - NICKEL MATTE - NICKEL MAT	NI01	195,00
OTTONE PVD - BRASS PVD - LAITON PVD	PV01	224,00
ORO - GOLD - OR 24 CARATS	AU00	476,00
ORO ROSA - ROSE GOLD- OR ROSE	AU02	376,00
ARGENTO - SILVER - ARGENT	AG00	454,00
BRONZO - BRONZE	BZ00	224,00
BRONZO SCURO - DARK BRONZE - BRONZE NOIR	BZ01	224,00

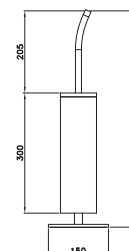


Bamboo 1054

Portascopino da appoggio
Free-standing toilet brush set
Porte balai au sol



CROMO- CHROME	BT 10018 CR00	268,00
NICHEL-NICKEL	NI00	357,00
NICHEL PVD- NICKEL PVD	PV02	429,00
NICHEL SPAZ - NICKEL MATTE - NICKEL MAT	NI01	373,00
OTTONE PVD - BRASS PVD - LAITON PVD	PV01	429,00
ORO - GOLD - OR 24 CARATS	AU00	912,00
ORO ROSA - ROSE GOLD- OR ROSE	AU02	719,00
ARGENTO - SILVER - ARGENT	AG00	869,00
BRONZO - BRONZE	BZ00	429,00
BRONZO SCURO -DARK BRONZE - BRONZE NOIR	BZ01	429,00



Bamboo 1082

Porta-abiti
Hook

Porte-peignoir



CROMO- CHROME	BT 10020 CR00	100,00
NICHEL-NICKEL	NI00	133,00
NICHEL PVD- NICKEL PVD	PV02	160,00
NICHEL SPAZ - NICKEL MATTE - NICKEL MAT	NI01	139,00
OTTONE PVD - BRASS PVD - LAITON PVD	PV01	160,00
ORO - GOLD - OR 24 CARATS	AU00	340,00
ORO ROSA - ROSE GOLD- OR ROSE	AU02	268,00
ARGENTO - SILVER - ARGENT	AG00	324,00
BRONZO - BRONZE	BZ00	160,00
BRONZO SCURO -DARK BRONZE - BRONZE NOIR	BZ01	160,00

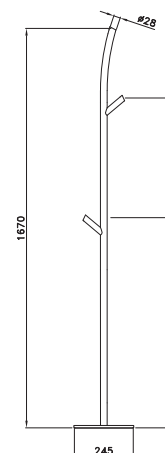


Bamboo 1085

Piantana da appoggio
Stand
Porte peignoir sur pie



CROMO- CHROME	BT 10023 CR00	530,00
NICHEL-NICKEL	NI00	705,00
NICHEL PVD- NICKEL PVD	PV02	848,00
NICHEL SPAZ - NICKEL MATTE - NICKEL MAT	NI01	737,00
OTTONE PVD - BRASS PVD - LAITON PVD	PV01	848,00
ORO - GOLD - OR 24 CARATS	AU00	1.802,00
ORO ROSA - ROSE GOLD- OR ROSE	AU02	1.421,00
ARGENTO - SILVER - ARGENT	AG00	1.718,00
BRONZO - BRONZE	BZ00	848,00
BRONZO SCURO -DARK BRONZE - BRONZE NOIR	BZ01	848,00



BAMBOO QUADRO



ACCESSORI ACCESSOIRES ACCESSORIES

Bamboo Quadro 602/30

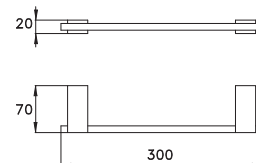
Asta portasalviette - lunghezza 300 mm

Towel rail - length 300 mm

Porte serviette de 300 mm



	BQ	10000	CR00	123,00
CROMO- CHROME				
NICHEL-NICKEL			NI00	164,00
NICHEL PVD- NICKEL PVD			PV02	197,00
NICHEL SPAZ - NICKEL MATTE - NICKEL MAT			NI01	171,00
OTTONE PVD - BRASS PVD - LAITON PVD			PV01	197,00
ORO - GOLD - OR 24 CARATS			AU00	419,00
ORO ROSA - ROSE GOLD- OR ROSE			AU02	330,00
ARGENTO - SILVER - ARGENT			AG00	399,00
BRONZO - BRONZE			BZ00	197,00
BRONZO SCURO -DARK BRONZE - BRONZE NOIR			BZ01	197,00



Bamboo Quadro 602/40

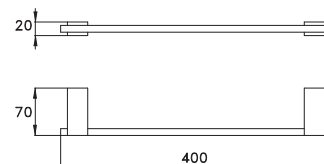
Asta portasalviette - lunghezza 400 mm

Towel rail - length 400 mm

Porte serviette de 400 mm



	BQ	10001	CR00	132,00
CROMO- CHROME				
NICHEL-NICKEL			NI00	176,00
NICHEL PVD- NICKEL PVD			PV02	212,00
NICHEL SPAZ - NICKEL MATTE - NICKEL MAT			NI01	184,00
OTTONE PVD - BRASS PVD - LAITON PVD			PV01	212,00
ORO - GOLD - OR 24 CARATS			AU00	449,00
ORO ROSA - ROSE GOLD- OR ROSE			AU02	354,00
ARGENTO - SILVER - ARGENT			AG00	428,00
BRONZO - BRONZE			BZ00	212,00
BRONZO SCURO -DARK BRONZE - BRONZE NOIR			BZ01	212,00



Bamboo Quadro 602/60

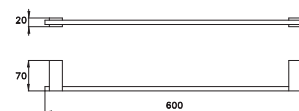
Asta portasalviette - lunghezza 600 mm

Towel rail - length 600 mm

Porte serviette de 600 mm



	BQ	10002	CR00	144,00
CROMO- CHROME				
NICHEL-NICKEL			NI00	192,00
NICHEL PVD- NICKEL PVD			PV02	231,00
NICHEL SPAZ - NICKEL MATTE - NICKEL MAT			NI01	201,00
OTTONE PVD - BRASS PVD - LAITON PVD			PV01	231,00
ORO - GOLD - OR 24 CARATS			AU00	490,00
ORO ROSA - ROSE GOLD- OR ROSE			AU02	386,00
ARGENTO - SILVER - ARGENT			AG00	467,00
BRONZO - BRONZE			BZ00	231,00
BRONZO SCURO -DARK BRONZE - BRONZE NOIR			BZ01	231,00



Bamboo Quadro 1012/B016

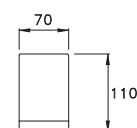
Portabicchiere a muro con bicchiere

Tumbler holder

Porte-verre sur paroi avec verre



	BQ	10100	CR00	96,00
CROMO- CHROME				
NICHEL-NICKEL			NI00	128,00
NICHEL PVD- NICKEL PVD			PV02	154,00
NICHEL SPAZ - NICKEL MATTE - NICKEL MAT			NI01	134,00
OTTONE PVD - BRASS PVD - LAITON PVD			PV01	154,00
ORO - GOLD - OR 24 CARATS			AU00	327,00
ORO ROSA - ROSE GOLD- OR ROSE			AU02	258,00
ARGENTO - SILVER - ARGENT			AG00	312,00
BRONZO - BRONZE			BZ00	154,00
BRONZO SCURO -DARK BRONZE - BRONZE NOIR			BZ01	154,00



Bamboo Quadro 1014/B016

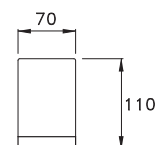
Portabicchiere da appoggio con bicchiere

Free-standing tumbler holder

Porte-verre à poser avec verre



	BQ 10101 CR00	96,00
CROMO- CHROME	N100	128,00
NICHEL-NICKEL	PV02	154,00
NICHEL PVD- NICKEL PVD	N101	134,00
NICHEL SPAZ - NICKEL MATTE - NICKEL MAT	PV01	154,00
OTTONE PVD - BRASS PVD - LAITON PVD	AU00	327,00
ORO - GOLD - OR 24 CARATS	AU02	258,00
ORO ROSA - ROSE GOLD- OR ROSE	AG00	312,00
ARGENTO - SILVER - ARGENT	BZ00	154,00
BRONZO - BRONZE	BZ01	154,00
BRONZO SCURO - DARK BRONZE - BRONZE NOIR		

**Bamboo Quadro 1022/P026**

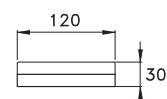
Portavaschetta a muro con vaschetta

Soap dish holder with soap dish

Porte-savon sur paroi avec coupelle



	BQ 10102 CR00	124,00
CROMO- CHROME	N100	165,00
NICHEL-NICKEL	PV02	199,00
NICHEL PVD- NICKEL PVD	N101	173,00
NICHEL SPAZ - NICKEL MATTE - NICKEL MAT	PV01	199,00
OTTONE PVD - BRASS PVD - LAITON PVD	AU00	422,00
ORO - GOLD - OR 24 CARATS	AU02	333,00
ORO ROSA - ROSE GOLD- OR ROSE	AG00	402,00
ARGENTO - SILVER - ARGENT	BZ00	199,00
BRONZO - BRONZE	BZ01	199,00
BRONZO SCURO - DARK BRONZE - BRONZE NOIR		

**Bamboo Quadro 1024/P026**

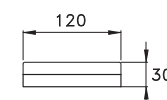
Portavaschetta da appoggio con vaschetta

Free-standing soap dish holder

Porte-savon à poser avec coupelle



	BQ 10103 CR00	148,00
CROMO- CHROME	N100	197,00
NICHEL-NICKEL	PV02	237,00
NICHEL PVD- NICKEL PVD	N101	206,00
NICHEL SPAZ - NICKEL MATTE - NICKEL MAT	PV01	237,00
OTTONE PVD - BRASS PVD - LAITON PVD	AU00	504,00
ORO - GOLD - OR 24 CARATS	AU02	397,00
ORO ROSA - ROSE GOLD- OR ROSE	AG00	480,00
ARGENTO - SILVER - ARGENT	BZ00	237,00
BRONZO - BRONZE	BZ01	237,00
BRONZO SCURO - DARK BRONZE - BRONZE NOIR		

**Bamboo Quadro 1012/D020**

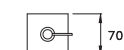
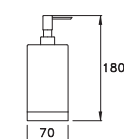
Dispenser sapone a muro in ceramica

Soap dispenser in ceramic

Distributeur de savon liquide sur paroi en ceramique



	BQ 10104 CR00	136,00
CROMO- CHROME	N100	181,00
NICHEL-NICKEL	PV02	218,00
NICHEL PVD- NICKEL PVD	N101	190,00
NICHEL SPAZ - NICKEL MATTE - NICKEL MAT	PV01	218,00
OTTONE PVD - BRASS PVD - LAITON PVD	AU00	463,00
ORO - GOLD - OR 24 CARATS	AU02	365,00
ORO ROSA - ROSE GOLD- OR ROSE	AG00	441,00
ARGENTO - SILVER - ARGENT	BZ00	218,00
BRONZO - BRONZE	BZ01	218,00
BRONZO SCURO - DARK BRONZE - BRONZE NOIR		

**Bamboo Quadro 1014/D020**

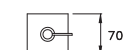
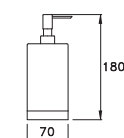
Dispenser sapone in ceramica da appoggio

Free-standing soap dispenser in ceramic

Distributeur de savon liquide en ceramique à poser



	BQ 10105 CR00	142,00
CROMO- CHROME	N100	189,00
NICHEL-NICKEL	PV02	228,00
NICHEL PVD- NICKEL PVD	N101	198,00
NICHEL SPAZ - NICKEL MATTE - NICKEL MAT	PV01	228,00
OTTONE PVD - BRASS PVD - LAITON PVD	AU00	483,00
ORO - GOLD - OR 24 CARATS	AU02	381,00
ORO ROSA - ROSE GOLD- OR ROSE	AG00	461,00
ARGENTO - SILVER - ARGENT	BZ00	228,00
BRONZO - BRONZE	BZ01	228,00
BRONZO SCURO - DARK BRONZE - BRONZE NOIR		

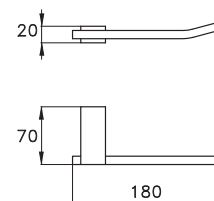


Bamboo Quadro 1033

Portarotolo
Toilet roll holder
Porte-papier



	BQ 10015 CR00	92,00
CROMO- CHROME	NI00	123,00
NICHEL-NICKEL	PV02	148,00
NICHEL PVD- NICKEL PVD	NI01	128,00
NICHEL SPAZ - NICKEL MATTE - NICKEL MAT	PV01	148,00
OTTONE PVD - BRASS PVD - LAITON PVD	AU00	313,00
ORO - GOLD - OR 24 CARATS	AU02	247,00
ORO ROSA - ROSE GOLD- OR ROSE	AG00	299,00
ARGENTO - SILVER - ARGENT	BZ00	148,00
BRONZO - BRONZE	BZ01	148,00
BRONZO SCURO - DARK BRONZE - BRONZE NOIR		

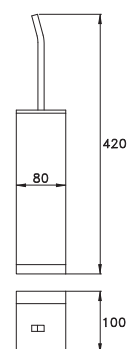


Bamboo Quadro 1052

Portascopino a parete
Wall mounted toilet brush set
Porte-balai sur paroi



	BQ 10017 CR00	144,00
CROMO- CHROME	NI00	192,00
NICHEL-NICKEL	PV02	231,00
NICHEL PVD- NICKEL PVD	NI01	201,00
NICHEL SPAZ - NICKEL MATTE - NICKEL MAT	PV01	231,00
OTTONE PVD - BRASS PVD - LAITON PVD	AU00	490,00
ORO - GOLD - OR 24 CARATS	AU02	386,00
ORO ROSA - ROSE GOLD- OR ROSE	AG00	467,00
ARGENTO - SILVER - ARGENT	BZ00	231,00
BRONZO - BRONZE	BZ01	231,00
BRONZO SCURO - DARK BRONZE - BRONZE NOIR		

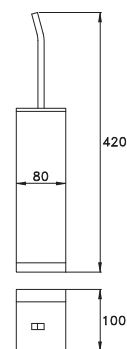


Bamboo Quadro 1054

Portascopino da appoggio
Free-standing toilet brush set
Porte balai au sol



	BQ 10018 CR00	174,00
CROMO- CHROME	NI00	232,00
NICHEL-NICKEL	PV02	279,00
NICHEL PVD- NICKEL PVD	NI01	242,00
NICHEL SPAZ - NICKEL MATTE - NICKEL MAT	PV01	279,00
OTTONE PVD - BRASS PVD - LAITON PVD	AU00	592,00
ORO - GOLD - OR 24 CARATS	AU02	467,00
ORO ROSA - ROSE GOLD- OR ROSE	AG00	564,00
ARGENTO - SILVER - ARGENT	BZ00	279,00
BRONZO - BRONZE	BZ01	279,00
BRONZO SCURO - DARK BRONZE - BRONZE NOIR		




Bamboo Quadro 1065

Mensola con piano in vetro 60 cm
Shelf in transparent glass 60 cm
Console en verre transparent 60 cm



	BQ 10025 CR00	128,00
CROMO- CHROME	NI00	171,00
NICHEL-NICKEL	PV02	205,00
NICHEL PVD- NICKEL PVD	NI01	178,00
NICHEL SPAZ - NICKEL MATTE - NICKEL MAT	PV01	205,00
OTTONE PVD - BRASS PVD - LAITON PVD	AU00	436,00
ORO - GOLD - OR 24 CARATS	AU02	344,00
ORO ROSA - ROSE GOLD- OR ROSE	AG00	415,00
ARGENTO - SILVER - ARGENT	BZ00	205,00
BRONZO - BRONZE	BZ01	205,00
BRONZO SCURO - DARK BRONZE - BRONZE NOIR		



Bamboo Quadro 1082

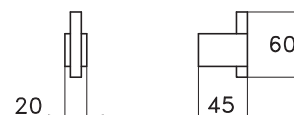
Porta-abiti

Hook

Porte-peignoir



	BQ 10020 CR00	61,00
CROMO- CHROME	NI00	82,00
NICHEL-NICKEL	PV02	98,00
NICHEL PVD- NICKEL PVD	NI01	85,00
NICHEL SPAZ - NICKEL MATTE - NICKEL MAT	PV01	98,00
OTTONE PVD - BRASS PVD - LAITON PVD	AU00	208,00
ORO - GOLD - OR 24 CARATS	AU02	164,00
ORO ROSA - ROSE GOLD- OR ROSE	AG00	198,00
ARGENTO - SILVER - ARGENT	BZ00	98,00
BRONZO - BRONZE	BZ01	98,00
BRONZO SCURO - DARK BRONZE - BRONZE NOIR		



Bamboo Quadro 1082bis

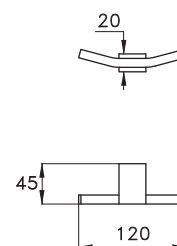
Porta-abiti doppio

Double hook

Porte-peignoir double



	BQ 10021 CR00	74,00
CROMO- CHROME	NI00	99,00
NICHEL-NICKEL	PV02	119,00
NICHEL PVD- NICKEL PVD	NI01	103,00
NICHEL SPAZ - NICKEL MATTE - NICKEL MAT	PV01	119,00
OTTONE PVD - BRASS PVD - LAITON PVD	AU00	252,00
ORO - GOLD - OR 24 CARATS	AU02	199,00
ORO ROSA - ROSE GOLD- OR ROSE	AG00	240,00
ARGENTO - SILVER - ARGENT	BZ00	119,00
BRONZO - BRONZE	BZ01	119,00
BRONZO SCURO - DARK BRONZE - BRONZE NOIR		



Bamboo Quadro 1062

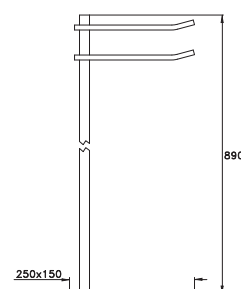
Piantana

Free standing towel rail

Serviteur



	BQ 10029 CR00	444,00
CROMO- CHROME	NI00	591,00
NICHEL-NICKEL	PV02	711,00
NICHEL PVD- NICKEL PVD	NI01	618,00
NICHEL SPAZ - NICKEL MATTE - NICKEL MAT	PV01	711,00
OTTONE PVD - BRASS PVD - LAITON PVD	AU00	1510,00
ORO - GOLD - OR 24 CARATS	AU02	1190,00
ORO ROSA - ROSE GOLD- OR ROSE	AG00	1439,00
ARGENTO - SILVER - ARGENT	BZ00	711,00
BRONZO - BRONZE	BZ01	711,00
BRONZO SCURO - DARK BRONZE - BRONZE NOIR		



Bamboo Quadro 1042

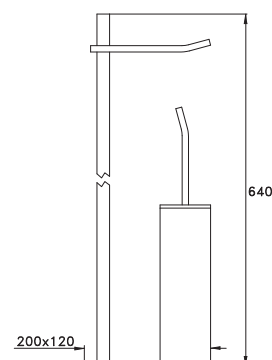
Piantana WC con portarotolo e portascopino

Free standing column with paper holder and brush holder

Serviteur complète avec porte rouleau et porte balai



	BQ 10028 CR00	516,00
CROMO- CHROME	NI00	687,00
NICHEL-NICKEL	PV02	826,00
NICHEL PVD- NICKEL PVD	NI01	718,00
NICHEL SPAZ - NICKEL MATTE - NICKEL MAT	PV01	826,00
OTTONE PVD - BRASS PVD - LAITON PVD	AU00	1755,00
ORO - GOLD - OR 24 CARATS	AU02	1383,00
ORO ROSA - ROSE GOLD- OR ROSE	AG00	1672,00
ARGENTO - SILVER - ARGENT	BZ00	826,00
BRONZO - BRONZE	BZ01	826,00
BRONZO SCURO - DARK BRONZE - BRONZE NOIR		



LUCILLA



ACCESSORI ACCESSOIRES ACCESSORIES

Lucilla 602/30

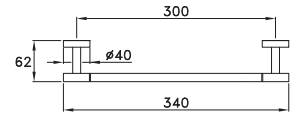
Asta portasalviette - lunghezza 300 mm

Towel rail - length 300 mm

Porte serviette de 300 mm



	LL 10000	CR00	69,00
CROMO- CHROME	LL 10000	CR00	69,00
NICHEL-NICKEL	NI00		92,00
NICHEL PVD- NICKEL PVD	PV02		111,00
NICHEL SPAZ - NICKEL MATTE - NICKEL MAT	NI01		96,00
OTTONE PVD - BRASS PVD - LAITON PVD	PV01		111,00
ORO - GOLD - OR 24 CARATS	AU00		235,00
ORO ROSA - ROSE GOLD- OR ROSE	AU02		185,00
ARGENTO - SILVER - ARGENT	AG00		224,00
BRONZO - BRONZE	BZ00		111,00
BRONZO SCURO -DARK BRONZE - BRONZE NOIR	BZ01		111,00

**Lucilla 602/40**


Asta portasalviette - lunghezza 400 mm

Towel rail - length 400 mm

Porte serviette de 400 mm



	LL 10001	CR00	73,00
CROMO- CHROME	LL 10001	CR00	73,00
NICHEL-NICKEL	NI00		98,00
NICHEL PVD- NICKEL PVD	PV02		117,00
NICHEL SPAZ - NICKEL MATTE - NICKEL MAT	NI01		102,00
OTTONE PVD - BRASS PVD - LAITON PVD	PV01		117,00
ORO - GOLD - OR 24 CARATS	AU00		249,00
ORO ROSA - ROSE GOLD- OR ROSE	AU02		196,00
ARGENTO - SILVER - ARGENT	AG00		237,00
BRONZO - BRONZE	BZ00		117,00
BRONZO SCURO -DARK BRONZE - BRONZE NOIR	BZ01		117,00

**Lucilla 602/60**


Asta portasalviette - lunghezza 600 mm

Towel rail - length 600 mm

Porte serviette de 600 mm



	LL 10002	CR00	76,00
CROMO- CHROME	LL 10002	CR00	76,00
NICHEL-NICKEL	NI00		102,00
NICHEL PVD- NICKEL PVD	PV02		122,00
NICHEL SPAZ - NICKEL MATTE - NICKEL MAT	NI01		106,00
OTTONE PVD - BRASS PVD - LAITON PVD	PV01		122,00
ORO - GOLD - OR 24 CARATS	AU00		259,00
ORO ROSA - ROSE GOLD- OR ROSE	AU02		204,00
ARGENTO - SILVER - ARGENT	AG00		247,00
BRONZO - BRONZE	BZ00		122,00
BRONZO SCURO -DARK BRONZE - BRONZE NOIR	BZ01		122,00

**Lucilla 603**

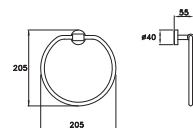
Portasalviette rotondo

Ring towel holder

Anneau porte serviette



	LL 10003	CR00	69,00
CROMO- CHROME	LL 10003	CR00	69,00
NICHEL-NICKEL	NI00		92,00
NICHEL PVD- NICKEL PVD	PV02		111,00
NICHEL SPAZ - NICKEL MATTE - NICKEL MAT	NI01		96,00
OTTONE PVD - BRASS PVD - LAITON PVD	PV01		111,00
ORO - GOLD - OR 24 CARATS	AU00		235,00
ORO ROSA - ROSE GOLD- OR ROSE	AU02		185,00
ARGENTO - SILVER - ARGENT	AG00		224,00
BRONZO - BRONZE	BZ00		111,00
BRONZO SCURO -DARK BRONZE - BRONZE NOIR	BZ01		111,00

**Lucilla 1081**

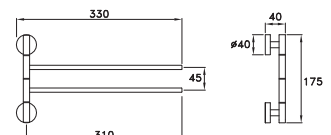
Colonna muro doppia

Mounted wall column with double towel holder

Porte serviette mural double



	LL 10030	CR00	76,00
CROMO- CHROME	LL 10030	CR00	76,00
NICHEL-NICKEL	NI00		102,00
NICHEL PVD- NICKEL PVD	PV02		122,00
NICHEL SPAZ - NICKEL MATTE - NICKEL MAT	NI01		106,00
OTTONE PVD - BRASS PVD - LAITON PVD	PV01		122,00
ORO - GOLD - OR 24 CARATS	AU00		259,00
ORO ROSA - ROSE GOLD- OR ROSE	AU02		204,00
ARGENTO - SILVER - ARGENT	AG00		247,00
BRONZO - BRONZE	BZ00		122,00
BRONZO SCURO -DARK BRONZE - BRONZE NOIR	BZ01		122,00



Lucilla 1012

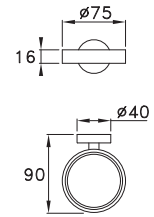
Portabicchiere senza bicchiere

Tumbler holder without tumbler

Porte-verre sans verre



CROMO- CHROME	LL 10004 CR00	42,00
NICHEL-NICKEL	NI00	56,00
NICHEL PVD- NICKEL PVD	PV02	68,00
NICHEL SPAZ - NICKEL MATTE - NICKEL MAT	NI01	59,00
OTTONE PVD - BRASS PVD - LAITON PVD	PV01	68,00
ORO - GOLD - OR 24 CARATS	AU00	143,00
ORO ROSA - ROSE GOLD- OR ROSE	AU02	113,00
ARGENTO - SILVER - ARGENT	AG00	137,00
BRONZO - BRONZE	BZ00	68,00
BRONZO SCURO - DARK BRONZE - BRONZE NOIR	BZ01	68,00

**Lucilla 1022**

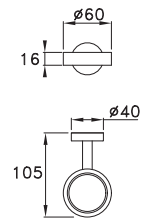
Portavaschetta senza vaschetta

Soap dish holder without soap dish

Porte-savon sans coupelle



CROMO- CHROME	LL 10010 CR00	42,00
NICHEL-NICKEL	NI00	56,00
NICHEL PVD- NICKEL PVD	PV02	68,00
NICHEL SPAZ - NICKEL MATTE - NICKEL MAT	NI01	59,00
OTTONE PVD - BRASS PVD - LAITON PVD	PV01	68,00
ORO - GOLD - OR 24 CARATS	AU00	143,00
ORO ROSA - ROSE GOLD- OR ROSE	AU02	113,00
ARGENTO - SILVER - ARGENT	AG00	137,00
BRONZO - BRONZE	BZ00	68,00
BRONZO SCURO - DARK BRONZE - BRONZE NOIR	BZ01	68,00

**B012**

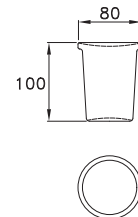
Bicchiere

Tumbler

Gobelet



VETRO SATINATO - SATIN GLASS - SATINÉ	LL 10007 VSA0	33,00
---------------------------------------	---------------	-------

**P022**

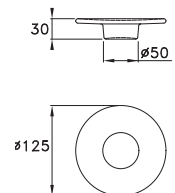
Vaschetta

Soap Dish

Coupelle



VETRO SATINATO - SATIN GLASS - SATINÉ	LL 10012 VSA0	33,00
---------------------------------------	---------------	-------

**D020**

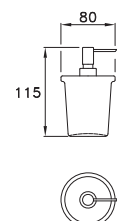
Dispenser sapone in vetro satinato

Soap dispenser in satin glass

Distributeur de savon liquide en verre satiné



CROMO- CHROME	LL 10009 CR00	87,00
NICHEL-NICKEL	NI00	116,00
NICHEL PVD- NICKEL PVD	PV02	140,00
NICHEL SPAZ - NICKEL MATTE - NICKEL MAT	NI01	121,00
OTTONE PVD - BRASS PVD - LAITON PVD	PV01	140,00
ORO - GOLD - OR 24 CARATS	AU00	296,00
ORO ROSA - ROSE GOLD- OR ROSE	AU02	234,00
ARGENTO - SILVER - ARGENT	AG00	282,00
BRONZO - BRONZE	BZ00	140,00
BRONZO SCURO - DARK BRONZE - BRONZE NOIR	BZ01	140,00

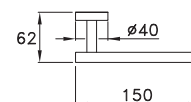


Lucilla 1033

Portarotolo
Toilet roll holder
Porte-papier



	LL 10015	CR00	64,00
CROMO- CHROME	LL 10015	CR00	64,00
NICHEL-NICKEL	NI00		86,00
NICHEL PVD- NICKEL PVD	PV02		103,00
NICHEL SPAZ - NICKEL MATTE - NICKEL MAT	NI01		89,00
OTTONE PVD - BRASS PVD - LAITON PVD	PV01		103,00
ORO - GOLD - OR 24 CARATS	AU00		218,00
ORO ROSA - ROSE GOLD- OR ROSE	AU02		172,00
ARGENTO - SILVER - ARGENT	AG00		208,00
BRONZO - BRONZE	BZ00		103,00
BRONZO SCURO -DARK BRONZE - BRONZE NOIR	BZ01		103,00

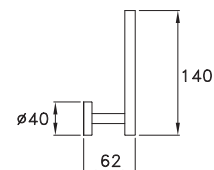
**Lucilla 1035**

Portarotolo di riserva
Spare roll holder



Porte-papier de réserve

	LL 10016	CR00	58,00
CROMO- CHROME	LL 10016	CR00	58,00
NICHEL-NICKEL	NI00		78,00
NICHEL PVD- NICKEL PVD	PV02		93,00
NICHEL SPAZ - NICKEL MATTE - NICKEL MAT	NI01		81,00
OTTONE PVD - BRASS PVD - LAITON PVD	PV01		93,00
ORO - GOLD - OR 24 CARATS	AU00		198,00
ORO ROSA - ROSE GOLD- OR ROSE	AU02		156,00
ARGENTO - SILVER - ARGENT	AG00		188,00
BRONZO - BRONZE	BZ00		93,00
BRONZO SCURO -DARK BRONZE - BRONZE NOIR	BZ01		93,00

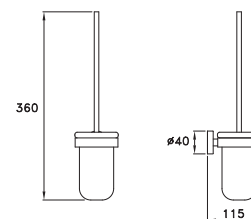
**Lucilla 1052**

Portascopino a parete in vetro satinato
Wall mounted toilet brush set in satin glass



Porte-balai sur paroi en verre satiné

	LL 10017	CR00	92,00
CROMO- CHROME	LL 10017	CR00	92,00
NICHEL-NICKEL	NI00		123,00
NICHEL PVD- NICKEL PVD	PV02		148,00
NICHEL SPAZ - NICKEL MATTE - NICKEL MAT	NI01		128,00
OTTONE PVD - BRASS PVD - LAITON PVD	PV01		148,00
ORO - GOLD - OR 24 CARATS	AU00		313,00
ORO ROSA - ROSE GOLD- OR ROSE	AU02		247,00
ARGENTO - SILVER - ARGENT	AG00		299,00
BRONZO - BRONZE	BZ00		148,00
BRONZO SCURO -DARK BRONZE - BRONZE NOIR	BZ01		148,00

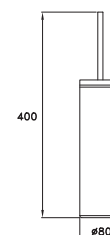
**Lucilla 1054**

Portascopino da appoggio
Free-standing toilet brush set



Porte balai au sol

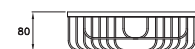
	LL 10018	CR00	138,00
CROMO- CHROME	LL 10018	CR00	138,00
NICHEL-NICKEL	NI00		184,00
NICHEL PVD- NICKEL PVD	PV02		221,00
NICHEL SPAZ - NICKEL MATTE - NICKEL MAT	NI01		192,00
OTTONE PVD - BRASS PVD - LAITON PVD	PV01		221,00
ORO - GOLD - OR 24 CARATS	AU00		470,00
ORO ROSA - ROSE GOLD- OR ROSE	AU02		370,00
ARGENTO - SILVER - ARGENT	AG00		448,00
BRONZO - BRONZE	BZ00		221,00
BRONZO SCURO -DARK BRONZE - BRONZE NOIR	BZ01		221,00

**Lucilla 1001**

Griglia angolare per doccia
Corner basket
Panier d'angle



	LL 10031	CR00	158,00
CROMO- CHROME	LL 10031	CR00	158,00
NICHEL-NICKEL	NI00		211,00
NICHEL PVD- NICKEL PVD	PV02		253,00
NICHEL SPAZ - NICKEL MATTE - NICKEL MAT	NI01		220,00
OTTONE PVD - BRASS PVD - LAITON PVD	PV01		253,00
ORO - GOLD - OR 24 CARATS	AU00		538,00
ORO ROSA - ROSE GOLD- OR ROSE	AU02		424,00
ARGENTO - SILVER - ARGENT	AG00		512,00
BRONZO - BRONZE	BZ00		253,00
BRONZO SCURO -DARK BRONZE - BRONZE NOIR	BZ01		253,00



Lucilla 1003

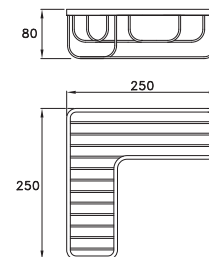
Griglia angolare per doccia a "L"

Corner basket

Panier d'angle



	LL 10032 CR00	187,00
CROMO- CHROME	NI00	249,00
NICHEL-NICKEL	PV02	300,00
NICHEL PVD- NICKEL PVD	NI01	260,00
NICHEL SPAZ - NICKEL MATTE - NICKEL MAT	PV01	300,00
OTTONE PVD - BRASS PVD - LAITON PVD	AU00	636,00
ORO - GOLD - OR 24 CARATS	AU02	502,00
ORO ROSA - ROSE GOLD- OR ROSE	AG00	606,00
ARGENTO - SILVER - ARGENT	BZ00	300,00
BRONZO - BRONZE	BZ01	300,00
BRONZO SCURO - DARK BRONZE - BRONZE NOIR		

**Lucilla 1065**

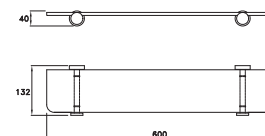
Mensola con piano in vetro 60 cm

Shelf in transparent glass 60 cm

Console en verre transparent 60 cm



	LL 10025 CR00	154,00
CROMO- CHROME	NI00	205,00
NICHEL-NICKEL	PV02	247,00
NICHEL PVD- NICKEL PVD	NI01	215,00
NICHEL SPAZ - NICKEL MATTE - NICKEL MAT	PV01	247,00
OTTONE PVD - BRASS PVD - LAITON PVD	AU00	524,00
ORO - GOLD - OR 24 CARATS	AU02	413,00
ORO ROSA - ROSE GOLD- OR ROSE	AG00	499,00
ARGENTO - SILVER - ARGENT	BZ00	247,00
BRONZO - BRONZE	BZ01	247,00
BRONZO SCURO - DARK BRONZE - BRONZE NOIR		

**Lucilla 1042**

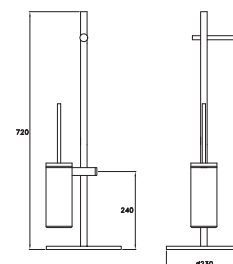
Piantana WC con portarotolo e portascopino

Floor standing column with paper holder and brush holder

Serveur complét



	LL 10028 CR00	430,00
CROMO- CHROME	NI00	572,00
NICHEL-NICKEL	PV02	688,00
NICHEL PVD- NICKEL PVD	NI01	598,00
NICHEL SPAZ - NICKEL MATTE - NICKEL MAT	PV01	688,00
OTTONE PVD - BRASS PVD - LAITON PVD	AU00	1462,00
ORO - GOLD - OR 24 CARATS	AU02	1153,00
ORO ROSA - ROSE GOLD- OR ROSE	AG00	1394,00
ARGENTO - SILVER - ARGENT	BZ00	688,00
BRONZO - BRONZE	BZ01	688,00
BRONZO SCURO - DARK BRONZE - BRONZE NOIR		

**Lucilla 1066**


Mensola portasalviette

Towel-holder shelf

Rack à serviettes



	LL 10019 CR00	337,00
CROMO- CHROME	NI00	449,00
NICHEL-NICKEL	PV02	540,00
NICHEL PVD- NICKEL PVD	NI01	469,00
NICHEL SPAZ - NICKEL MATTE - NICKEL MAT	PV01	540,00
OTTONE PVD - BRASS PVD - LAITON PVD	AU00	1146,00
ORO - GOLD - OR 24 CARATS	AU02	904,00
ORO ROSA - ROSE GOLD- OR ROSE	AG00	1092,00
ARGENTO - SILVER - ARGENT	BZ00	540,00
BRONZO - BRONZE	BZ01	540,00
BRONZO SCURO - DARK BRONZE - BRONZE NOIR		

**Lucilla 1082**

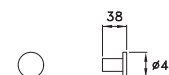
Gancio

Hook

Porte peignoir



	LL 10020 CR00	39,00
CROMO- CHROME	NI00	52,00
NICHEL-NICKEL	PV02	63,00
NICHEL PVD- NICKEL PVD	NI01	55,00
NICHEL SPAZ - NICKEL MATTE - NICKEL MAT	PV01	63,00
OTTONE PVD - BRASS PVD - LAITON PVD	AU00	133,00
ORO - GOLD - OR 24 CARATS	AU02	105,00
ORO ROSA - ROSE GOLD- OR ROSE	AG00	127,00
ARGENTO - SILVER - ARGENT	BZ00	63,00
BRONZO - BRONZE	BZ01	63,00
BRONZO SCURO - DARK BRONZE - BRONZE NOIR		



STELLA



ACCESSORI ACCESSOIRES ACCESSORIES

Stella 602/25

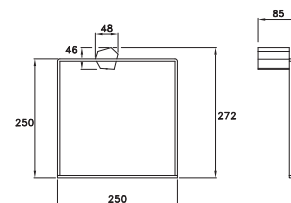
Portasalviette quadro - lato 250 mm

Square towel rail - length 250 mm

Porte-serviette carré de 250 mm



	ST 10033 CR00	217,00
CROMO- CHROME	NIO0	289,00
NICHEL-NICKEL	PV02	348,00
NICHEL PVD- NICKEL PVD	NI01	302,00
NICHEL SPAZ - NICKEL MATTE - NICKEL MAT	PV01	348,00
OTTONE PVD - BRASS PVD - LAITON PVD	AU00	738,00
ORO - GOLD - OR 24 CARATS	AU02	582,00
ORO ROSA - ROSE GOLD- OR ROSE	AG00	704,00
ARGENTO - SILVER - ARGENT	BZ00	348,00
BRONZO - BRONZE	BZ01	348,00
BRONZO SCURO -DARK BRONZE - BRONZE NOIR		



Stella 602/64

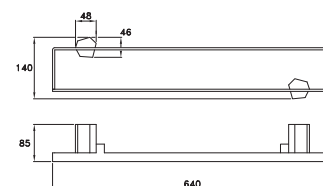
Porte-serviette de 640 mm

Portasalviette rettangolare - lunghezza 640 mm

Towel rail - length 640 mm



	ST 10034 CR00	270,00
CROMO- CHROME	NIO0	360,00
NICHEL-NICKEL	PV02	432,00
NICHEL PVD- NICKEL PVD	NI01	376,00
NICHEL SPAZ - NICKEL MATTE - NICKEL MAT	PV01	432,00
OTTONE PVD - BRASS PVD - LAITON PVD	AU00	918,00
ORO - GOLD - OR 24 CARATS	AU02	724,00
ORO ROSA - ROSE GOLD- OR ROSE	AG00	875,00
ARGENTO - SILVER - ARGENT	BZ00	432,00
BRONZO - BRONZE	BZ01	432,00
BRONZO SCURO -DARK BRONZE - BRONZE NOIR		



Stella 1012

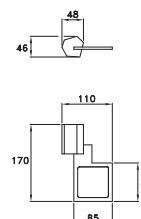
Portabicchiere quadro senza bicchiere

Tumbler holder without tumbler

Porte-verre sans gobelet



	ST 10004 CR00	193,00
CROMO- CHROME	NIO0	257,00
NICHEL-NICKEL	PV02	309,00
NICHEL PVD- NICKEL PVD	NI01	269,00
NICHEL SPAZ - NICKEL MATTE - NICKEL MAT	PV01	309,00
OTTONE PVD - BRASS PVD - LAITON PVD	AU00	657,00
ORO - GOLD - OR 24 CARATS	AU02	518,00
ORO ROSA - ROSE GOLD- OR ROSE	AG00	626,00
ARGENTO - SILVER - ARGENT	BZ00	309,00
BRONZO - BRONZE	BZ01	309,00
BRONZO SCURO -DARK BRONZE - BRONZE NOIR		



B016

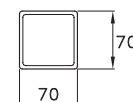
Bicchiere

Tumbler

Gobelet



	UN 10008 VTR0	32,00
VETRO TRASPARENTE- TRANSPARENT GLASS-VERRE	VSA0	32,00
VETRO SATINATO - SATIN GLASS - SATINÉ		



Stella 1022

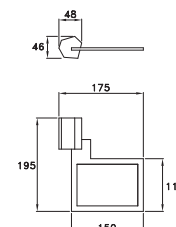
Portasapone rettangolare senza vaschetta

Soap dish holder without soap dish

Porte-savon sans coupelle




	ST 10010 CR00	217,00
CROMO- CHROME	NIO0	289,00
NICHEL-NICKEL	PV02	348,00
NICHEL PVD- NICKEL PVD	NI01	302,00
NICHEL SPAZ - NICKEL MATTE - NICKEL MAT	PV01	348,00
OTTONE PVD - BRASS PVD - LAITON PVD	AU00	738,00
ORO - GOLD - OR 24 CARATS	AU02	582,00
ORO ROSA - ROSE GOLD- OR ROSE	AG00	704,00
ARGENTO - SILVER - ARGENT	BZ00	348,00
BRONZO - BRONZE	BZ01	348,00
BRONZO SCURO -DARK BRONZE - BRONZE NOIR		

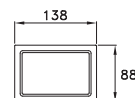


P026

Vaschetta
 Soap dish
 Coupelle



VETRO TRASPARENTE - TRANSPARENT GLASS-VERRE	UN 10013 VTR0	30,00
VETRO SATINATO - SATIN GLASS - SATINÉ	VSA0	30,00

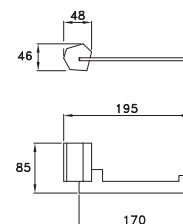


Stella 1033

Portarotolo orizzontale
 Toilet roll holder
 Porte-papier



CROMO- CHROME	ST 10015 CR00	193,00
NICHEL-NICKEL	NI00	257,00
NICHEL PVD- NICKEL PVD	PV02	309,00
NICHEL SPAZ - NICKEL MATTE - NICKEL MAT	NI01	269,00
OTTONE PVD - BRASS PVD - LAITON PVD	PV01	309,00
ORO - GOLD - OR 24 CARATS	AU00	657,00
ORO ROSA - ROSE GOLD- OR ROSE	AU02	518,00
ARGENTO - SILVER - ARGENT	AG00	626,00
BRONZO - BRONZE	BZ00	309,00
BRONZO SCURO - DARK BRONZE - BRONZE NOIR	BZ01	309,00

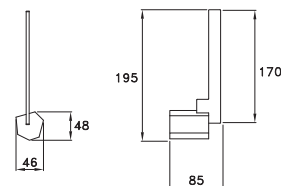


Stella 1035

Portarotolo di riserva
 Spare roll holder
 Porte-papier de réserve



CROMO- CHROME	ST 10016 CR00	193,00
NICHEL-NICKEL	NI00	257,00
NICHEL PVD- NICKEL PVD	PV02	309,00
NICHEL SPAZ - NICKEL MATTE - NICKEL MAT	NI01	269,00
OTTONE PVD - BRASS PVD - LAITON PVD	PV01	309,00
ORO - GOLD - OR 24 CARATS	AU00	657,00
ORO ROSA - ROSE GOLD- OR ROSE	AU02	518,00
ARGENTO - SILVER - ARGENT	AG00	626,00
BRONZO - BRONZE	BZ00	309,00
BRONZO SCURO - DARK BRONZE - BRONZE NOIR	BZ01	309,00

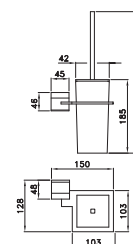


Stella 1052

Portascopino a parete
 Wall mounted toilet brush set
 Porte-balai sur paroi




CROMO- CHROME	ST 10017 CR00	288,00
NICHEL-NICKEL	NI00	384,00
NICHEL PVD- NICKEL PVD	PV02	461,00
NICHEL SPAZ - NICKEL MATTE - NICKEL MAT	NI01	401,00
OTTONE PVD - BRASS PVD - LAITON PVD	PV01	461,00
ORO - GOLD - OR 24 CARATS	AU00	980,00
ORO ROSA - ROSE GOLD- OR ROSE	AU02	772,00
ARGENTO - SILVER - ARGENT	AG00	934,00
BRONZO - BRONZE	BZ00	461,00
BRONZO SCURO - DARK BRONZE - BRONZE NOIR	BZ01	461,00

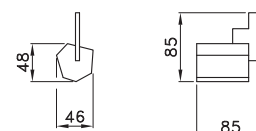


Stella 1082

Gancio porta-abiti
 Hook
 Porte-peignoir



CROMO- CHROME	ST 10020 CR00	146,00
NICHEL-NICKEL	NI00	195,00
NICHEL PVD- NICKEL PVD	PV02	234,00
NICHEL SPAZ - NICKEL MATTE - NICKEL MAT	NI01	203,00
OTTONE PVD - BRASS PVD - LAITON PVD	PV01	234,00
ORO - GOLD - OR 24 CARATS	AU00	497,00
ORO ROSA - ROSE GOLD- OR ROSE	AU02	392,00
ARGENTO - SILVER - ARGENT	AG00	474,00
BRONZO - BRONZE	BZ00	234,00
BRONZO SCURO - DARK BRONZE - BRONZE NOIR	BZ01	234,00



130



ACCESSORI ACCESSOIRES ACCESSORIES

130 | 602/40


Portasalviette lunghezza cm 40

Towel rail - length 40 cm

Porte- serviette de 40cm



	CT 10001	CR00	129,00
CROMO- CHROME			
NICHEL-NICKEL		NI00	174,00
NICHEL PVD- NICKEL PVD		PV02	214,00
NICHEL SPAZ - NICKEL MATTE - NICKEL MAT		NI01	183,00
OTTONE PVD - BRASS PVD - LAITON PVD		PV01	214,00
ORO - GOLD - OR 24 CARATS		AU00	439,00
ORO ROSA - ROSE GOLD- OR ROSE		AU02	352,00
ARGENTO - SILVER - ARGENT		AG00	395,00
BRONZO - BRONZE		BZ00	214,00
BRONZO SCURO -DARK BRONZE - BRONZE NOIR		BZ01	214,00

**130 | 602/60**

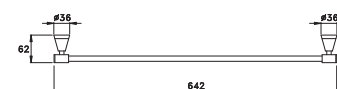
Portasalviette lunghezza cm 60

Towel rail - length 60 cm

Porte- serviette de 60 cm



	CT 10002	CR00	142,00
CROMO- CHROME			
NICHEL-NICKEL		NI00	190,00
NICHEL PVD- NICKEL PVD		PV02	233,00
NICHEL SPAZ - NICKEL MATTE - NICKEL MAT		NI01	200,00
OTTONE PVD - BRASS PVD - LAITON PVD		PV01	233,00
ORO - GOLD - OR 24 CARATS		AU00	478,00
ORO ROSA - ROSE GOLD- OR ROSE		AU02	383,00
ARGENTO - SILVER - ARGENT		AG00	431,00
BRONZO - BRONZE		BZ00	233,00
BRONZO SCURO -DARK BRONZE - BRONZE NOIR		BZ01	233,00

**130 | 603**

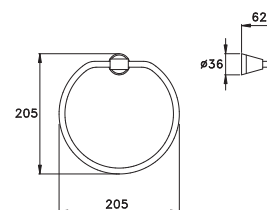
Portasalviette tondo

Ring towel holder

Porte-serviette rond



	CT 10003	CR00	113,00
CROMO- CHROME			
NICHEL-NICKEL		NI00	152,00
NICHEL PVD- NICKEL PVD		PV02	185,00
NICHEL SPAZ - NICKEL MATTE - NICKEL MAT		NI01	160,00
OTTONE PVD - BRASS PVD - LAITON PVD		PV01	185,00
ORO - GOLD - OR 24 CARATS		AU00	382,00
ORO ROSA - ROSE GOLD- OR ROSE		AU02	306,00
ARGENTO - SILVER - ARGENT		AG00	344,00
BRONZO - BRONZE		BZ00	185,00
BRONZO SCURO -DARK BRONZE - BRONZE NOIR		BZ01	185,00

**130 | 1012/1022**

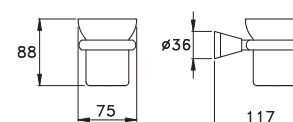
Supporto da muro portabicchiere e portavaschetta senza bicchiere/vaschetta

Tumbler/soap dish holder without tumbler/soap dish holder

Support sur paroi porte-verre/porte-savon



	CT 10026	CR00	51,00
CROMO- CHROME			
NICHEL-NICKEL		NI00	68,00
NICHEL PVD- NICKEL PVD		PV02	83,00
NICHEL SPAZ - NICKEL MATTE - NICKEL MAT		NI01	71,00
OTTONE PVD - BRASS PVD - LAITON PVD		PV01	83,00
ORO - GOLD - OR 24 CARATS		AU00	170,00
ORO ROSA - ROSE GOLD- OR ROSE		AU02	136,00
ARGENTO - SILVER - ARGENT		AG00	153,00
BRONZO - BRONZE		BZ00	83,00
BRONZO SCURO -DARK BRONZE - BRONZE NOIR		BZ01	83,00



**130 | B012**

Bicchiere

Tumbler

Gobelet

VETRO SATINATO - SATIN GLASS - VERRE SATINÉ	CT 10007 VSAO	47,00
CERAMICA-CERAMIC-CÉRAMIQUE	CB00	51,00

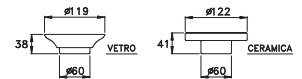
**130 | P022**

Vaschetta

Soap dish

Coupelle

VETRO SATINATO - SATIN GLASS - VERRE SATINÉ	CT 10012 VSAO	47,00
CERAMICA-CERAMIC-CÉRAMIQUE	CB00	51,00

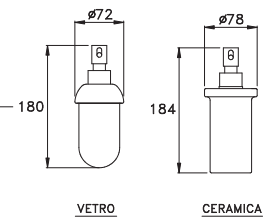
**130 | D022 Dispenser**

Dispenser portasapone in vetro satinato

Soap dispenser in satin-finish satin glass

Distributeur de savon liquide en verré satiné

CROMO- CHROME	CT 10035 CR00	118,00
NICHEL-NICKEL	NI00	158,00
NICHEL PVD- NICKEL PVD	PV02	193,00
NICHEL SPAZ - NICKEL MATTE - NICKEL MAT	NI01	165,00
OTTONE PVD - BRASS PVD - LAITON PVD	PV01	193,00
ORO - GOLD - OR 24 CARATS	AU00	398,00
ORO ROSA - ROSE GOLD- OR ROSE	AU02	319,00
ARGENTO - SILVER - ARGENT	AG00	357,00
BRONZO - BRONZE	BZ00	193,00
BRONZO SCURO - DARK BRONZE - BRONZE NOIR	BZ01	193,00

**130 | D024 Dispenser**

Dispenser portasapone in ceramica

Soap dispenser in ceramic

Distributeur de savon liquide en céramique

CROMO- CHROME	CT 10036 CR00	148,00
NICHEL-NICKEL	NI00	199,00
NICHEL PVD- NICKEL PVD	PV02	245,00
NICHEL SPAZ - NICKEL MATTE - NICKEL MAT	NI01	209,00
OTTONE PVD - BRASS PVD - LAITON PVD	PV01	245,00
ORO - GOLD - OR 24 CARATS	AU00	501,00
ORO ROSA - ROSE GOLD- OR ROSE	AU02	401,00
ARGENTO - SILVER - ARGENT	AG00	451,00
BRONZO - BRONZE	BZ00	245,00
BRONZO SCURO - DARK BRONZE - BRONZE NOIR	BZ01	245,00

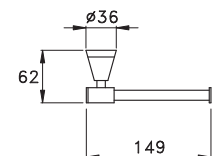
130 | 1033

Portarotolo

Spare roll holder

Porte-papier

CROMO- CHROME	CT 10015 CR00	72,00
NICHEL-NICKEL	NI00	95,00
NICHEL PVD- NICKEL PVD	PV02	116,00
NICHEL SPAZ - NICKEL MATTE - NICKEL MAT	NI01	99,00
OTTONE PVD - BRASS PVD - LAITON PVD	PV01	116,00
ORO - GOLD - OR 24 CARATS	AU00	239,00
ORO ROSA - ROSE GOLD- OR ROSE	AU02	192,00
ARGENTO - SILVER - ARGENT	AG00	215,00
BRONZO - BRONZE	BZ00	116,00
BRONZO SCURO - DARK BRONZE - BRONZE NOIR	BZ01	116,00



130 | 1035

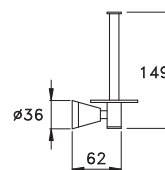
Portarorolo di riserva

Reserve roll holder

Porte-papier de réserve



	CT 10016 CR00	90,00
CROMO- CHROME		
NICHEL-NICKEL	NI00	121,00
NICHEL PVD- NICKEL PVD	PV02	148,00
NICHEL SPAZ - NICKEL MATTE - NICKEL MAT	NI01	128,00
OTTONE PVD - BRASS PVD - LAITON PVD	PV01	148,00
ORO - GOLD - OR 24 CARATS	AU00	305,00
ORO ROSA - ROSE GOLD- OR ROSE	AU02	244,00
ARGENTO - SILVER - ARGENT	AG00	274,00
BRONZO - BRONZE	BZ00	148,00
BRONZO SCURO - DARK BRONZE - BRONZE NOIR	BZ01	148,00

**130 | 1052**

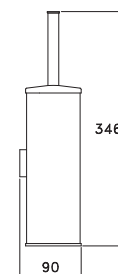
Portascopino a parete

Wall mounted toilet brush set

Porte-balai sur paroi



	CT 10017 CR00	214,00
CROMO- CHROME		
NICHEL-NICKEL	NI00	290,00
NICHEL PVD- NICKEL PVD	PV02	354,00
NICHEL SPAZ - NICKEL MATTE - NICKEL MAT	NI01	304,00
OTTONE PVD - BRASS PVD - LAITON PVD	PV01	354,00
ORO - GOLD - OR 24 CARATS	AU00	729,00
ORO ROSA - ROSE GOLD- OR ROSE	AU02	584,00
ARGENTO - SILVER - ARGENT	AG00	656,00
BRONZO - BRONZE	BZ00	354,00
BRONZO SCURO - DARK BRONZE - BRONZE NOIR	BZ01	354,00

**130 | 1054**

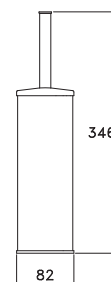
Portascopino da appoggio a pavimento

Free-standing toilet brush set

Porte-balai au sol



	CT 10018 CR00	201,00
CROMO- CHROME		
NICHEL-NICKEL	NI00	272,00
NICHEL PVD- NICKEL PVD	PV02	334,00
NICHEL SPAZ - NICKEL MATTE - NICKEL MAT	NI01	285,00
OTTONE PVD - BRASS PVD - LAITON PVD	PV01	334,00
ORO - GOLD - OR 24 CARATS	AU00	686,00
ORO ROSA - ROSE GOLD- OR ROSE	AU02	549,00
ARGENTO - SILVER - ARGENT	AG00	618,00
BRONZO - BRONZE	BZ00	334,00
BRONZO SCURO - DARK BRONZE - BRONZE NOIR	BZ01	334,00

**130 | 1082**

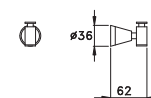
Gancio

Hook

Porte-peignoir



	CT 10020 CR00	60,00
CROMO- CHROME		
NICHEL-NICKEL	NI00	80,00
NICHEL PVD- NICKEL PVD	PV02	97,00
NICHEL SPAZ - NICKEL MATTE - NICKEL MAT	NI01	84,00
OTTONE PVD - BRASS PVD - LAITON PVD	PV01	97,00
ORO - GOLD - OR 24 CARATS	AU00	201,00
ORO ROSA - ROSE GOLD- OR ROSE	AU02	161,00
ARGENTO - SILVER - ARGENT	AG00	181,00
BRONZO - BRONZE	BZ00	97,00
BRONZO SCURO - DARK BRONZE - BRONZE NOIR	BZ01	97,00

**130 | 1082bis**

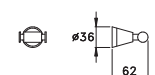
Gancio doppio

Double hook

Porte-peignoir double



	CT 10021 CR00	65,00
CROMO- CHROME		
NICHEL-NICKEL	NI00	87,00
NICHEL PVD- NICKEL PVD	PV02	107,00
NICHEL SPAZ - NICKEL MATTE - NICKEL MAT	NI01	92,00
OTTONE PVD - BRASS PVD - LAITON PVD	PV01	107,00
ORO - GOLD - OR 24 CARATS	AU00	220,00
ORO ROSA - ROSE GOLD- OR ROSE	AU02	176,00
ARGENTO - SILVER - ARGENT	AG00	198,00
BRONZO - BRONZE	BZ00	107,00
BRONZO SCURO - DARK BRONZE - BRONZE NOIR	BZ01	107,00



CUCINA

KITCHEN
CUISINE

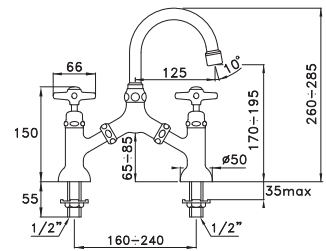


ITALICA 3215 - 1/2"

Gruppo a ponte per lavabo a rubinetti distanziabili, con bocca alta orientabile
Bridge mixer for washbasin, adjustable spacing taps with high swinging spout
Mélangeur à entraxe variable avec bec orientable



CROMO- CHROME	IT 00001 CR00	394,00
NICHEL-NICKEL	NI00	510,00
NICHEL PVD- NICKEL PVD	PV02	610,00
NICHEL SPAZ - NICKEL MATTE - NICKEL MAT	NI01	536,00
OTTONE PVD - BRASS PVD - LAITON PVD	PV01	610,00
ORO - GOLD - OR 24 CARATS	AU00	1243,00
ORO ROSA - ROSE GOLD- OR ROSE	AU02	871,00
ARGENTO - SILVER - ARGENT	AG00	1103,00
BRONZO - BRONZE	BZ00	610,00
BRONZO SCURO - DARK BRONZE - BRONZE NOIR	BZ01	610,00

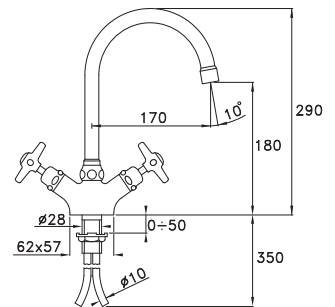


ITALICA 3230 - 1/2"

Gruppo per lavello monoforo, con bocca alta orientabile
Single-hole sink mixer, with high swinging spout, aerator
Mélangeur d'évier monotrou avec bec orientable



CROMO- CHROME	IT 04000 CR00	314,00
NICHEL-NICKEL	NI00	414,00
NICHEL PVD- NICKEL PVD	PV02	464,00
NICHEL SPAZ - NICKEL MATTE - NICKEL MAT	NI01	435,00
OTTONE PVD - BRASS PVD - LAITON PVD	PV01	464,00
ORO - GOLD - OR 24 CARATS	AU00	1071,00
ORO ROSA - ROSE GOLD- OR ROSE	AU02	750,00
ARGENTO - SILVER - ARGENT	AG00	964,00
BRONZO - BRONZE	BZ00	464,00
BRONZO SCURO - DARK BRONZE - BRONZE NOIR	BZ01	464,00

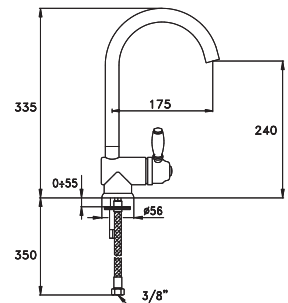


ITALICA 3230MC -1/2"

Gruppo lavello monocomando con bocca alta orientabile
Single-lever sink mixer with swinging spout
Mitigeur monocommande d'évier avec bec orientable



CROMO- CHROME	IT 04008 CR00	357,00
NICHEL-NICKEL	NI00	441,00
NICHEL PVD- NICKEL PVD	PV02	528,00
NICHEL SPAZ - NICKEL MATTE - NICKEL MAT	NI01	463,00
OTTONE PVD - BRASS PVD - LAITON PVD	PV01	528,00
ORO - GOLD - OR 24 CARATS	AU00	783,00
ORO ROSA - ROSE GOLD- OR ROSE	AU02	627,00
ARGENTO - SILVER - ARGENT	AG00	711,00
BRONZO - BRONZE	BZ00	528,00
BRONZO SCURO - DARK BRONZE - BRONZE NOIR	BZ01	528,00

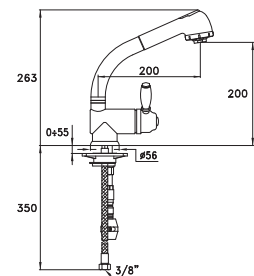


ITALICA 3232MC -1/2"

Gruppo lavello monocomando con doccetta estraibile
Single-lever mixer with pull-out shower
Mitigeur d'évier monotrou douchette extractible



CROMO- CHROME	IT 04009 CR00	414,00
---------------	---------------	--------

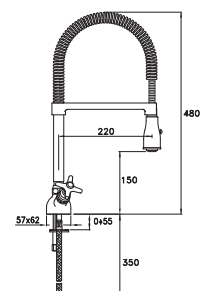


ITALICA 3234 -1/2"

Gruppo lavello, bocca girevole con molla e doccetta a doppio getto
Single-hole sink mixer, adjustable swinging spout, double jet shower
Mélangeur d'évier monotrou, douchette extensible a ressort



CROMO- CHROME	IT 04010 CR00	403,00
---------------	---------------	--------



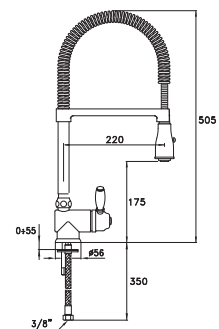


ITALICA 3234MC - 1/2"

Miscelatore lavello, bocca girevole con molla e doccia a doppio getto
Single-lever sink mixer, adjustable swinging spout, double jet shower
Mitigeur monocommande d'évier, douchette extensible a ressort

CROMO- CHROME

IT 04011 CR00 357,00



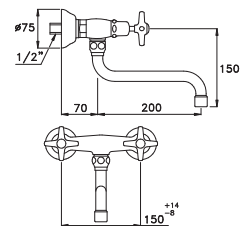
ITALICA 3243/200- 1/2"

Gruppo per lavello, per installazione esterna a parete, bocca bassa orientabile lunghezza 200 mm

Exposed wall mounted sink mixer, low swinging spout, length 200 mm

Mélangeur d'évier mural apparent avec raccords muraux et bec orientable longueur 200 mm

CROMO- CHROME	IT 04001 CR00	341,00
NICHEL-NICKEL	NI00	449,00
NICHEL PVD- NICKEL PVD	PV02	532,00
NICHEL SPAZ - NICKEL MATTE - NICKEL MAT	NI01	471,00
OTTONE PVD - BRASS PVD - LAITON PVD	PV01	532,00
ORO - GOLD - OR 24 CARATS	AU00	906,00
ORO ROSA - ROSE GOLD- OR ROSE	AU02	635,00
ARGENTO - SILVER - ARGENT	AG00	812,00
BRONZO - BRONZE	BZ00	532,00
BRONZO SCURO -DARK BRONZE - BRONZE NOIR	BZ01	532,00



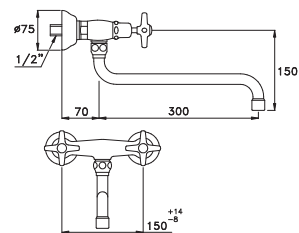
ITALICA 3243/300 - 1/2"

Gruppo per lavello, per installazione esterna a parete, bocca bassa orientabile lunghezza 300 mm

Exposed wall mounted sink mixer, low swinging spout, length 300 mm

Mélangeur d'évier mural apparent avec raccords muraux et bec orientable longueur 300 mm

CROMO- CHROME	IT 04002 CR00	364,00
NICHEL-NICKEL	NI00	472,00
NICHEL PVD- NICKEL PVD	PV02	559,00
NICHEL SPAZ - NICKEL MATTE - NICKEL MAT	NI01	496,00
OTTONE PVD - BRASS PVD - LAITON PVD	PV01	559,00
ORO - GOLD - OR 24 CARATS	AU00	914,00
ORO ROSA - ROSE GOLD- OR ROSE	AU02	640,00
ARGENTO - SILVER - ARGENT	AG00	831,00
BRONZO - BRONZE	BZ00	559,00
BRONZO SCURO -DARK BRONZE - BRONZE NOIR	BZ01	559,00



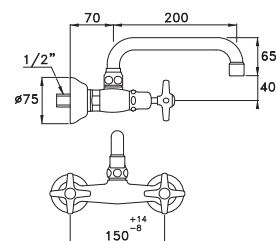
ITALICA 3245/200- 1/2"

Gruppo per lavello, per installazione esterna a parete, bocca alta orientabile lunghezza 200 mm

Exposed wall mounted sink mixer, high swinging spout, length 200 mm

Mélangeur d'évier mural apparent avec raccords muraux et bec orientable longueur 200 mm

CROMO- CHROME	IT 04006 CR00	341,00
NICHEL-NICKEL	NI00	449,00
NICHEL PVD- NICKEL PVD	PV02	532,00
NICHEL SPAZ - NICKEL MATTE - NICKEL MAT	NI01	471,00
OTTONE PVD - BRASS PVD - LAITON PVD	PV01	532,00
ORO - GOLD - OR 24 CARATS	AU00	906,00
ORO ROSA - ROSE GOLD- OR ROSE	AU02	635,00
ARGENTO - SILVER - ARGENT	AG00	812,00
BRONZO - BRONZE	BZ00	532,00
BRONZO SCURO -DARK BRONZE - BRONZE NOIR	BZ01	532,00



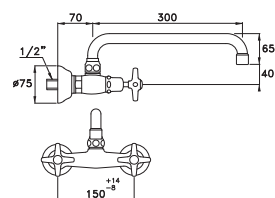
ITALICA 3245/300 - 1/2"

Gruppo per lavello, per installazione esterna a parete, bocca alta orientabile lunghezza 300 mm

Exposed wall mounted sink mixer, high swinging spout, length 300 mm

Mélangeur d'évier mural apparent avec raccords muraux et bec orientable longueur 300 mm

CROMO- CHROME	IT 04007 CR00	364,00
NICHEL-NICKEL	NI00	472,00
NICHEL PVD- NICKEL PVD	PV02	559,00
NICHEL SPAZ - NICKEL MATTE - NICKEL MAT	NI01	496,00
OTTONE PVD - BRASS PVD - LAITON PVD	PV01	559,00
ORO - GOLD - OR 24 CARATS	AU00	914,00
ORO ROSA - ROSE GOLD- OR ROSE	AU02	640,00
ARGENTO - SILVER - ARGENT	AG00	831,00
BRONZO - BRONZE	BZ00	559,00
BRONZO SCURO -DARK BRONZE - BRONZE NOIR	BZ01	559,00

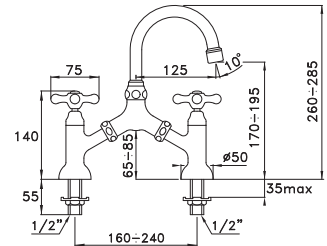




ROMA 3215 - 1/2"

Gruppo a ponte per lavabo a rubinetti distanziabili, con bocca alta orientabile
 Bridge mixer for washbasin, adjustable spacing taps with high swinging spout
 Mélangeur à entraxe variable avec bec orientable

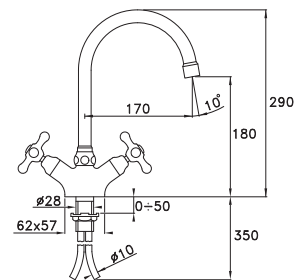
CROMO- CHROME	RM 00001	CR00	340,00
NICHEL-NICKEL		NI00	424,00
NICHEL PVD- NICKEL PVD		PV02	565,00
NICHEL SPAZ - NICKEL MATTE - NICKEL MAT		NI01	445,00
OTTONE PVD - BRASS PVD - LAITON PVD		PV01	565,00
ORO - GOLD - OR 24 CARATS		AU00	1.162,00
ORO ROSA - ROSE GOLD- OR ROSE		AU02	930,00
ARGENTO - SILVER - ARGENT		AG00	1.046,00
BRONZO - BRONZE		BZ00	565,00
BRONZO SCURO -DARK BRONZE - BRONZE NOIR		BZ01	565,00



ROMA 3230 - 1/2"

Gruppo per lavello monoforo, con bocca alta orientabile
 Single-hole sink mixer, with high swinging spout
 Mélangeur d'évier monotrou avec bec orientable

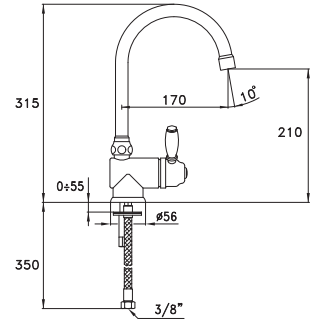
CROMO- CHROME	RM 04000	CR00	270,00
NICHEL-NICKEL		NI00	366,00
NICHEL PVD- NICKEL PVD		PV02	447,00
NICHEL SPAZ - NICKEL MATTE - NICKEL MAT		NI01	385,00
OTTONE PVD - BRASS PVD - LAITON PVD		PV01	447,00
ORO - GOLD - OR 24 CARATS		AU00	850,00
ORO ROSA - ROSE GOLD- OR ROSE		AU02	548,00
ARGENTO - SILVER - ARGENT		AG00	772,00
BRONZO - BRONZE		BZ00	447,00
BRONZO SCURO -DARK BRONZE - BRONZE NOIR		BZ01	447,00



ROMA 3230MC -1/2"

Gruppo lavello monocomando con bocca alta orientabile
 Single-lever sink mixer with swinging spout
 Mitigeur monocommande d'évier avec bec orientable

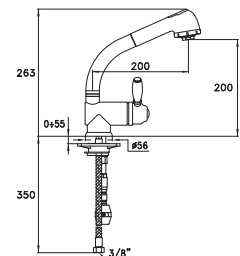
CROMO- CHROME	RM 04008	CR00	357,00
NICHEL-NICKEL		NI00	441,00
NICHEL PVD- NICKEL PVD		PV02	529,00
NICHEL SPAZ - NICKEL MATTE - NICKEL MAT		NI01	463,00
OTTONE PVD - BRASS PVD - LAITON PVD		PV01	529,00
ORO - GOLD - OR 24 CARATS		AU00	782,00
ORO ROSA - ROSE GOLD- OR ROSE		AU02	548,00
ARGENTO - SILVER - ARGENT		AG00	694,00
BRONZO - BRONZE		BZ00	529,00
BRONZO SCURO -DARK BRONZE - BRONZE NOIR		BZ01	529,00



ROMA 3232MC -1/2"

Gruppo lavello monocomando con doccetta estraibile
 Single-lever mixer with pull-out shower
 Mitigeur d'évier monotrou douchette extractible

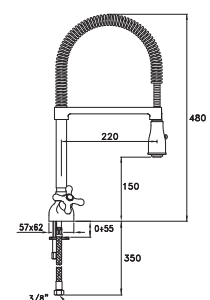
CROMO- CHROME	RM 04009	CR00	414,00
---------------	----------	------	--------



ROMA 3234 -1/2"

Gruppo lavello, bocca girevole con molla e doccetta a doppio getto
 Single-hole sink mixer, adjustable swinging spout, double jet shower
 Mélangeur d'évier monotrou, douchette extensible a ressort

CROMO- CHROME	RM 04010	CR00	355,00
---------------	----------	------	--------



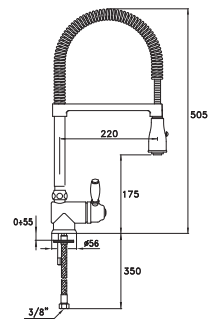


ROMA 3234MC -1/2"

Miscelatore lavello, bocca girevole con molla e doccia a doppio getto
 Single-lever sink mixer, adjustable swinging spout, double jet shower
 Mitigeur monocommande d'évier, douchette extensible a ressort

CROMO- CHROME

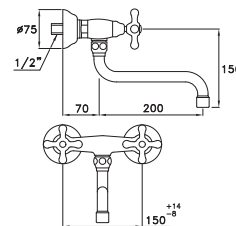
RM 04011 CR00 343,00



ROMA 3243/200- 1/2"

Gruppo per lavello, per installazione esterna a parete, bocca bassa orientabile lunghezza 200 mm
 Exposed wall mounted sink mixer, low swinging spout, length 200 mm
 Mélangeur d'évier mural apparent avec raccords muraux et bec orientable longueur 200 mm

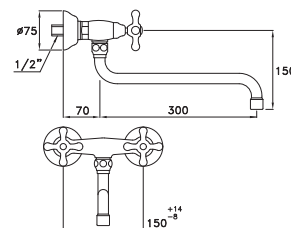
CROMO- CHROME	RM 04001 CR00	287,00
NICHEL-NICKEL	NI00	357,00
NICHEL PVD- NICKEL PVD	PV02	432,00
NICHEL SPAZ - NICKEL MATTE - NICKEL MAT	NI01	378,00
OTTONE PVD - BRASS PVD - LAITON PVD	PV01	432,00
ORO - GOLD - OR 24 CARATS	AU00	904,00
ORO ROSA - ROSE GOLD- OR ROSE	AU02	723,00
ARGENTO - SILVER - ARGENT	AG00	811,00
BRONZO - BRONZE	BZ00	432,00
BRONZO SCURO -DARK BRONZE - BRONZE NOIR	BZ01	432,00



ROMA 3243/300 - 1/2"

Gruppo per lavello, per installazione esterna a parete, bocca bassa orientabile lunghezza 300 mm
 Exposed wall mounted sink mixer, low swinging spout, length 300 mm
 Mélangeur d'évier mural apparent avec raccords muraux et bec orientable longueur 300 mm

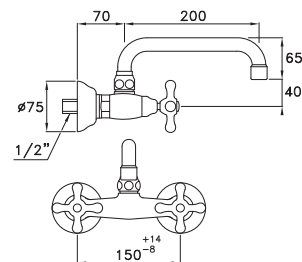
CROMO- CHROME	RM 04002 CR00	310,00
NICHEL-NICKEL	NI00	370,00
NICHEL PVD- NICKEL PVD	PV02	455,00
NICHEL SPAZ - NICKEL MATTE - NICKEL MAT	NI01	389,00
OTTONE PVD - BRASS PVD - LAITON PVD	PV01	455,00
ORO - GOLD - OR 24 CARATS	AU00	957,00
ORO ROSA - ROSE GOLD- OR ROSE	AU02	766,00
ARGENTO - SILVER - ARGENT	AG00	857,00
BRONZO - BRONZE	BZ00	455,00
BRONZO SCURO -DARK BRONZE - BRONZE NOIR	BZ01	455,00



ROMA 3245/200- 1/2"

Gruppo per lavello, per installazione esterna a parete, bocca alta orientabile lunghezza 200 mm
 Exposed wall mounted sink mixer, high swinging spout, length 200 mm
 Mélangeur d'évier mural apparent avec raccords muraux et bec orientable longueur 200 mm

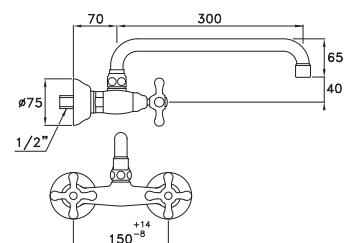
CROMO- CHROME	RM 04006 CR00	287,00
NICHEL-NICKEL	NI00	357,00
NICHEL PVD- NICKEL PVD	PV02	432,00
NICHEL SPAZ - NICKEL MATTE - NICKEL MAT	NI01	378,00
OTTONE PVD - BRASS PVD - LAITON PVD	PV01	432,00
ORO - GOLD - OR 24 CARATS	AU00	904,00
ORO ROSA - ROSE GOLD- OR ROSE	AU02	723,00
ARGENTO - SILVER - ARGENT	AG00	811,00
BRONZO - BRONZE	BZ00	432,00
BRONZO SCURO -DARK BRONZE - BRONZE NOIR	BZ01	432,00



ROMA 3245/300 - 1/2"

Gruppo per lavello, per installazione esterna a parete, bocca alta orientabile lunghezza 300 mm
 Exposed wall mounted sink mixer, high swinging spout, length 300 mm
 Mélangeur d'évier mural apparent avec raccords muraux et bec orientable longueur 300 mm

CROMO- CHROME	RM 04007 CR00	310,00
NICHEL-NICKEL	NI00	370,00
NICHEL PVD- NICKEL PVD	PV02	455,00
NICHEL SPAZ - NICKEL MATTE - NICKEL MAT	NI01	389,00
OTTONE PVD - BRASS PVD - LAITON PVD	PV01	455,00
ORO - GOLD - OR 24 CARATS	AU00	957,00
ORO ROSA - ROSE GOLD- OR ROSE	AU02	766,00
ARGENTO - SILVER - ARGENT	AG00	857,00
BRONZO - BRONZE	BZ00	455,00
BRONZO SCURO -DARK BRONZE - BRONZE NOIR	BZ01	455,00



Eccelsa 3230 -1/2"

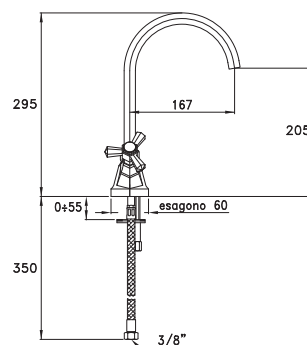
Gruppo lavello monoforo con bocca alta orientabile

Single-hole sink mixer with high swinging spout

Mélangeur d'évier monotrou avec bec orientable



CROMO- CHROME	EC 04000 CR00	583,00
NICHEL-NICKEL	NI00	797,00
NICHEL PVD- NICKEL PVD	PV02	888,00
NICHEL SPAZ - NICKEL MATTE - NICKEL MAT	NI01	837,00
OTTONE PVD - BRASS PVD - LAITON PVD	PV01	888,00
ORO - GOLD - OR 24 CARATS	AU00	1242,00
ORO ROSA - ROSE GOLD- OR ROSE	AU02	870,00
ARGENTO - SILVER - ARGENT	AG00	1149,00
BRONZO - BRONZE	BZ00	888,00
BRONZO SCURO -DARK BRONZE - BRONZE NOIR	BZ01	888,00



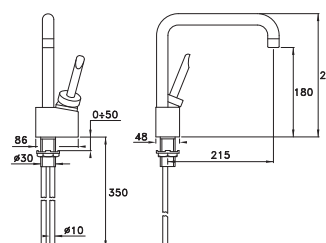
Box 3230MC -1/2"

Miscelatore lavello, bocca girevole

Single-lever sink mixer, adjustable swinging spout

Mélangeur d'évier monotrou avec bec orientable

CROMO- CHROME	BX 04008 CR00	364,00
---------------	----------------------	---------------



Firenze 3230MC -1/2"

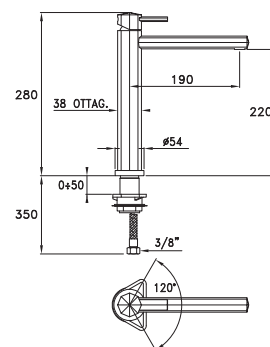
Miscelatore lavello, bocca girevole

Single-lever sink mixer, adjustable swinging spout

Mitigeur monocommande d'évier avec bec orientable



CROMO- CHROME	FI 04008 CR00	441,00
NICHEL-NICKEL	NI00	599,00
NICHEL PVD- NICKEL PVD	PV02	730,00
NICHEL SPAZ - NICKEL MATTE - NICKEL MAT	NI01	629,00
OTTONE PVD - BRASS PVD - LAITON PVD	PV01	730,00
ORO - GOLD - OR 24 CARATS	AU00	1138,00
ORO ROSA - ROSE GOLD- OR ROSE	AU02	797,00
ARGENTO - SILVER - ARGENT	AG00	1047,00
BRONZO - BRONZE	BZ00	730,00
BRONZO SCURO -DARK BRONZE - BRONZE NOIR	BZ01	730,00



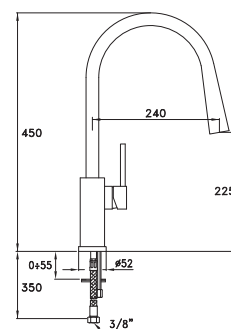
Lucilla 3234MC -1/2"

Miscelatore lavello con luci a LED nella doccia estraibile

Single-lever mixer with pull-out shower and LED light

Mitigeur monocommande d'évier, douchette extensible a ressort, LED




CROMO- CHROME	LL 04011 CR00	896,00
---------------	----------------------	---------------





TELETRON







1- Elettrovalvola | Solenoid valve | Electrovanne

2- Miscelatore meccanico sottolavabo (per modelli 6202M) | Mechanical mixer (for 6202M model) |
Mitigeur mécanique sous vasque (pour les modèles 6202M)

3- Rubinetto filtro/arresto/regolazione | Tap filter, stopping and flow regulating | Robinet filtre, d'arrêt et
de réglage

4- Sensore a infrarossi e aeratore | infrared sensors with aerator | Capteur infrarouge et aérateur

5-Kit portabatteria litio IP67 con alimentazione (opzionale) | lithium battery and power cable (optional) |
Kit porte batterie au Lithium IP67 avec alimentation (en option)

6- Bocca Quadra | Square spout | Bec carré

7- Bocca Tonda | Round spout | Bec rond

8- Bocca Eccelsa | Eccelsa spout | Bec Eccelsa

Teletron Eccelsa 6201

Rubinetto elettronico monoacqua, con sensore infrarossi, alimentazione a batteria al litio con kit portabatteria IP67 e con rubinetto filtro-arresto-regolazione portata

Funzione sicurezza antiallagamento

*per impianti centralizzati si consiglia l'utilizzo di un miscelatore termostatico Isomix IS3293, come illustrato nella pagina successiva

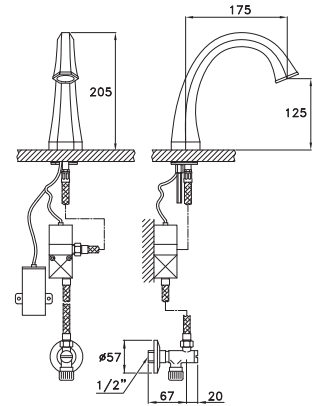
Single water electronic tap, infrared sensors, lithium battery with tap filter, stopping and flow regulating. Anti-flooding system

* for centralized systems we recommend the use of a thermostatic mixer IS3293, as shown in the next page

Robinet électronique une seule arrivée d'eau, capteur infrarouge, batterie au lithium avec robinet d'arrêt et réglage de débit et filtre. Fonction de sécurité anti-débordement.

*Pour les systèmes centralisés, nous recommandons l'utilisation du mélangeur thermostatique IS3293, comme indiqué sur la page suivante

	EC 05000	CR00	640,00
CROMO- CHROME			
NICHEL-NICKEL		NI00	897,00
NICHEL PVD- NICKEL PVD		PV02	1088,00
NICHEL SPAZ - NICKEL MATTE - NICKEL MAT		NI01	942,00
OTTONE PVD - BRASS PVD - LAITON PVD		PV01	1088,00
ORO - GOLD - OR 24 CARATS		AU00	2057,00
ORO ROSA - ROSE GOLD- OR ROSE		AU02	1440,00
ARGENTO - SILVER - ARGENT		AG00	1854,00
BRONZO - BRONZE		BZ00	1088,00
BRONZO SCURO -DARK BRONZE - BRONZE NOIR		BZ01	1088,00



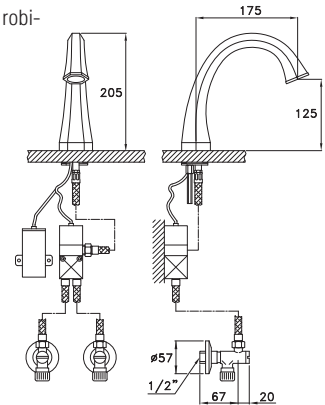
Teletron Eccelsa 6202

Rubinetto elettronico con sensore infrarossi, alimentazione a batteria al litio con kit portabatteria IP67 completo di 2 rubinetti filtro-arresto-regolazione. Funzione sicurezza antiallagamento

Electronic tap, infrared sensors, lithium battery with 2 tap filter, stopping and flow regulating. Anti-flooding system

Robinet électronique deux arrivées d'eau, capteur infrarouge, batterie au lithium avec deux robinet d'arrêt et réglage de débit et filtre. Fonction de sécurité anti-débordement.

	EC 05001	CR00	694,00
CROMO- CHROME			
NICHEL-NICKEL		NI00	971,00
NICHEL PVD- NICKEL PVD		PV02	1180,00
NICHEL SPAZ - NICKEL MATTE - NICKEL MAT		NI01	1019,00
OTTONE PVD - BRASS PVD - LAITON PVD		PV01	1180,00
ORO - GOLD - OR 24 CARATS		AU00	2361,00
ORO ROSA - ROSE GOLD- OR ROSE		AU02	1653,00
ARGENTO - SILVER - ARGENT		AG00	2124,00
BRONZO - BRONZE		BZ00	1180,00
BRONZO SCURO -DARK BRONZE - BRONZE NOIR		BZ01	1180,00



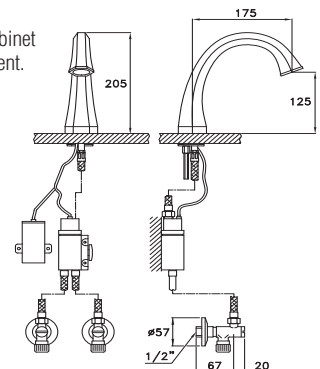
Teletron Eccelsa 6202M

Rubinetto elettronico serie Eccelsa, con sensore infrarossi, alimentazione a batteria al litio con kit portabatteria IP67 completo di 2 rubinetti filtro-arresto-regolazione; blocco valvola con miscelatore meccanico sottolavabo. Funzione sicurezza antiallagamento

Electronic tap, infrared sensors, lithium battery with 2 tap filter, stopping and flow regulating and mechanical mixer. Anti-flooding system

Robinet électronique deux arrivées d'eau, capteur infrarouge, batterie au lithium avec deux robinet d'arrêt et réglage de débit et filtre et mitigeur mécanique. Fonction de sécurité anti-débordement.

	EC 05002	CR00	772,00
CROMO- CHROME			
NICHEL-NICKEL		NI00	1080,00
NICHEL PVD- NICKEL PVD		PV02	1311,00
NICHEL SPAZ - NICKEL MATTE - NICKEL MAT		NI01	1134,00
OTTONE PVD - BRASS PVD - LAITON PVD		PV01	1311,00
ORO - GOLD - OR 24 CARATS		AU00	2466,00
ORO ROSA - ROSE GOLD- OR ROSE		AU02	1727,00
ARGENTO - SILVER - ARGENT		AG00	2220,00
BRONZO - BRONZE		BZ00	1311,00
BRONZO SCURO -DARK BRONZE - BRONZE NOIR		BZ01	1311,00



Teletron Tondo 6201

Rubinetto elettronico monoacqua, con sensore infrarossi, alimentazione a batteria al litio con kit portabatteria IP67 e con rubinetto filtro-arresto-regolazione portata

Funzione sicurezza antiallagamento

*per impianti centralizzati si consiglia l'utilizzo di un miscelatore termostatico Isomix IS3293, come illustrato nella pagina successiva

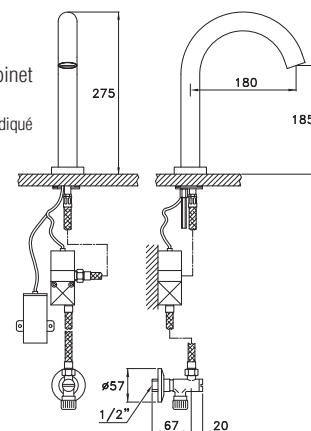
Single water electronic tap, infrared sensors, lithium battery with tap filter, stopping and flow regulating system. Anti-flooding system

* for centralized systems we recommend the use of a thermostatic mixer IS3293, as shown in the next page

Robinet électronique une seule arrivée d'eau, capteur infrarouge, batterie au lithium avec robinet d'arrêt et réglage de débit et filtre. Fonction de sécurité anti-débordement.

*Pour les systèmes centralisés, nous recommandons l'utilisation du mélangeur thermostatique IS3293, comme indiqué sur la page suivante

	UN 05000	CR00	500,00
CROMO- CHROME			
NICHEL-NICKEL		NI00	665,00
NICHEL PVD- NICKEL PVD		PV02	800,00
NICHEL SPAZ - NICKEL MATTE - NICKEL MAT		NI01	695,00
OTTONE PVD - BRASS PVD - LAITON PVD		PV01	800,00
ORO - GOLD - OR 24 CARATS		AU00	1700,00
ORO ROSA - ROSE GOLD- OR ROSE		AU02	1340,00
ARGENTO - SILVER - ARGENT		AG00	1620,00
BRONZO - BRONZE		BZ00	800,00
BRONZO SCURO - DARK BRONZE - BRONZE NOIR		BZ01	800,00



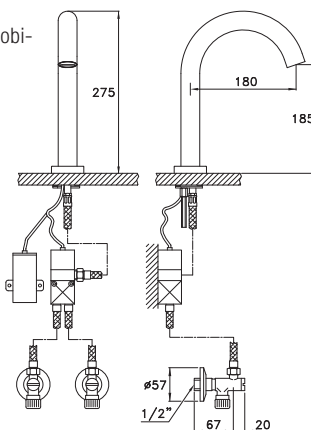
Teletron Tondo 6202

Rubinetto elettronico con sensore infrarossi, alimentazione a batteria al litio con kit portabatteria IP67 completo di 2 rubinetti filtro-arresto-regolazione. Funzione sicurezza antiallagamento

Electronic tap, infrared sensors, lithium battery with 2 tap filter, stopping and flow regulating system. Anti-flooding system

Robinet électronique deux arrivées d'eau, capteur infrarouge, batterie au lithium avec deux robinets d'arrêt et réglage de débit et filtre. Fonction de sécurité anti-débordement.

	UN 05001	CR00	523,00
CROMO- CHROME			
NICHEL-NICKEL		NI00	696,00
NICHEL PVD- NICKEL PVD		PV02	837,00
NICHEL SPAZ - NICKEL MATTE - NICKEL MAT		NI01	727,00
OTTONE PVD - BRASS PVD - LAITON PVD		PV01	837,00
ORO - GOLD - OR 24 CARATS		AU00	1779,00
ORO ROSA - ROSE GOLD- OR ROSE		AU02	1402,00
ARGENTO - SILVER - ARGENT		AG00	1695,00
BRONZO - BRONZE		BZ00	837,00
BRONZO SCURO - DARK BRONZE - BRONZE NOIR		BZ01	837,00



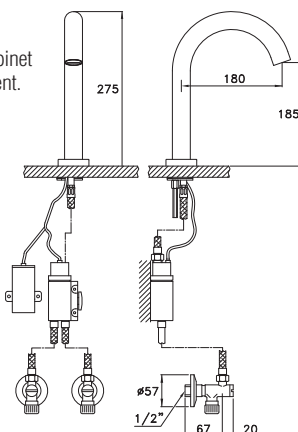
Teletron Tondo 6202M

Rubinetto elettronico serie Eccelsa, con sensore infrarossi, alimentazione a batteria al litio con kit portabatteria IP67 completo di 2 rubinetti filtro-arresto-regolazione; blocco valvola con miscelatore meccanico sottolavabo. Funzione sicurezza antiallagamento

Electronic tap, infrared sensors, lithium battery with 2 tap filter, stopping and flow regulating and mechanical mixer. Anti-flooding system

Robinet électronique deux arrivées d'eau, capteur infrarouge, batterie au lithium avec deux robinets d'arrêt et réglage de débit et filtre et mitigeur mécanique. Fonction de sécurité anti-débordement.

	UN 05002	CR00	726,00
CROMO- CHROME			
NICHEL-NICKEL		NI00	966,00
NICHEL PVD- NICKEL PVD		PV02	1162,00
NICHEL SPAZ - NICKEL MATTE - NICKEL MAT		NI01	1010,00
OTTONE PVD - BRASS PVD - LAITON PVD		PV01	1162,00
ORO - GOLD - OR 24 CARATS		AU00	2469,00
ORO ROSA - ROSE GOLD- OR ROSE		AU02	1946,00
ARGENTO - SILVER - ARGENT		AG00	2353,00
BRONZO - BRONZE		BZ00	1162,00
BRONZO SCURO - DARK BRONZE - BRONZE NOIR		BZ01	1162,00



Teletron Q 6201

Rubinetto elettronico monoacqua, con sensore infrarossi, alimentazione a batteria al litio con kit portabatteria IP67 e con rubinetto filtro-arresto-regolazione portata. Funzione sicurezza anti-allagamento

*per impianti centralizzati si consiglia l'utilizzo di un miscelatore termostatico Isomix IS3293, come illustrato nella pagina successiva

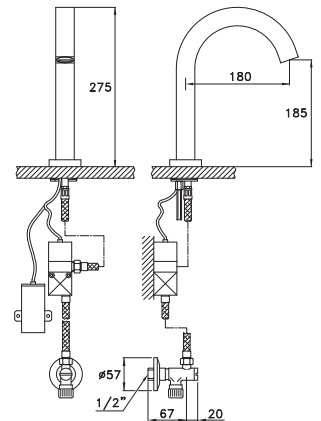
Single water electronic tap, infrared sensors, lithium battery with tap filter, stopping and flow regulating. Anti-flooding system

* for centralized systems we recommend the use of a thermostatic mixer IS3293, as shown in the next page

Robinet électronique une seule arrivée d'eau, capteur infrarouge, batterie au lithium avec robinet d'arrêt et réglage de débit et filtre. Fonction de sécurité anti-débordement.

*Pour les systèmes centralisés, nous recommandons l'utilisation du mélangeur thermostatique IS3293, comme indiqué sur la page suivante

	BQ 05000 CR00	746,00
CROMO- CHROME		
NICHEL-NICKEL	NI00	992,00
NICHEL PVD- NICKEL PVD	PV02	1194,00
NICHEL SPAZ - NICKEL MATTE - NICKEL MAT	NI01	1037,00
OTTONE PVD - BRASS PVD - LAITON PVD	PV01	1194,00
ORO - GOLD - OR 24 CARATS	AU00	2537,00
ORO ROSA - ROSE GOLD- OR ROSE	AU02	2000,00
ARGENTO - SILVER - ARGENT	AG00	2418,00
BRONZO - BRONZE	BZ00	1194,00
BRONZO SCURO -DARK BRONZE - BRONZE NOIR	BZ01	1194,00



Teletron Q 6202

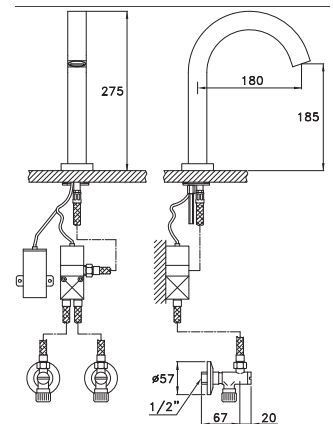
Rubinetto elettronico con sensore infrarossi, alimentazione a batteria al litio con kit portabatteria IP67 completo di 2 rubinetti filtro-arresto-regolazione. Funzione sicurezza anti-allagamento

Electronic tap, infrared sensors, lithium battery with 2 tap filter, stopping and flow regulating. Anti-flooding system

Robinet électronique deux arrivées d'eau, capteur infrarouge, batterie au lithium avec deux robinet d'arrêt et réglage de débit et filtre. Fonction de sécurité anti-débordement.



	BQ 05001 CR00	792,00
CROMO- CHROME		
NICHEL-NICKEL	NI00	1054,00
NICHEL PVD- NICKEL PVD	PV02	1268,00
NICHEL SPAZ - NICKEL MATTE - NICKEL MAT	NI01	1101,00
OTTONE PVD - BRASS PVD - LAITON PVD	PV01	1268,00
ORO - GOLD - OR 24 CARATS	AU00	2693,00
ORO ROSA - ROSE GOLD- OR ROSE	AU02	2123,00
ARGENTO - SILVER - ARGENT	AG00	2567,00
BRONZO - BRONZE	BZ00	1268,00
BRONZO SCURO -DARK BRONZE - BRONZE NOIR	BZ01	1268,00



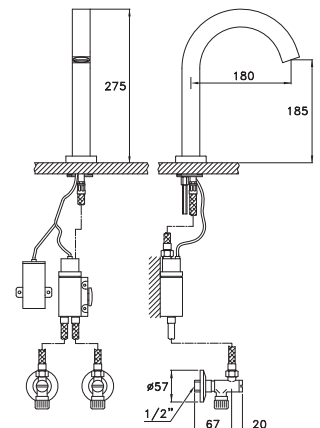
Teletron Q 6202M

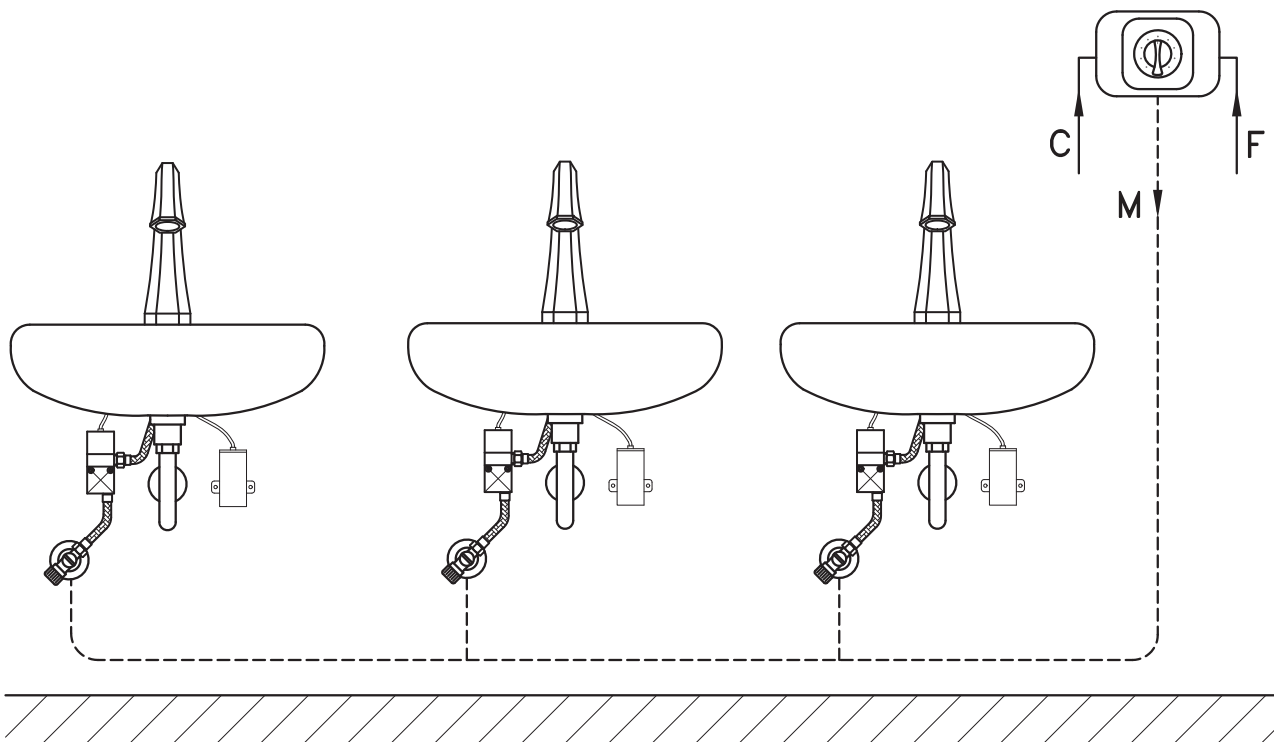
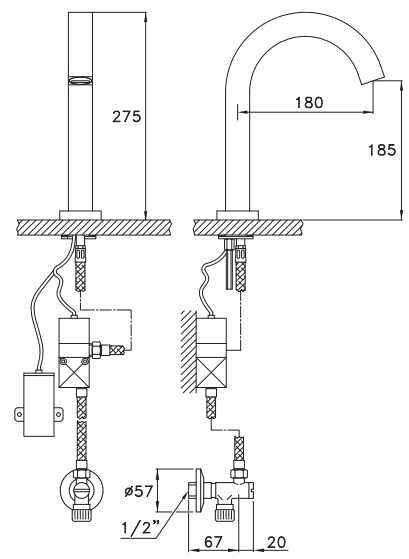
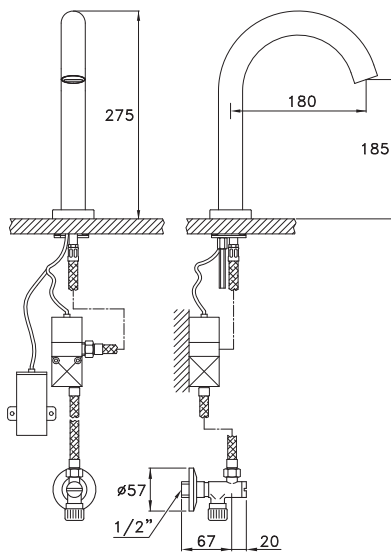
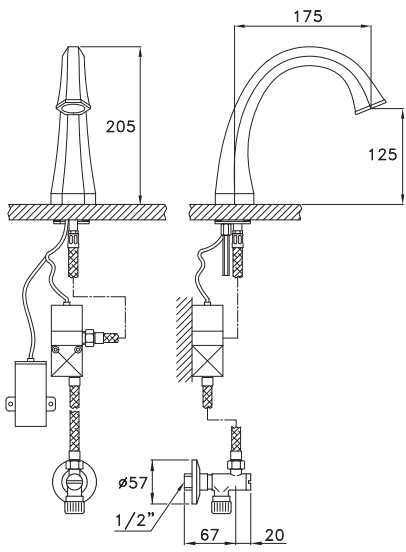
Rubinetto elettronico serie Eccelsa, con sensore infrarossi, alimentazione a batteria al litio con kit portabatteria IP67 completo di 2 rubinetti filtro-arresto-regolazione; blocco valvola con miscelatore meccanico sottolavabo. Funzione sicurezza anti-allagamento

Electronic tap, infrared sensors, lithium battery with 2 tap filter, stopping and flow regulating and mechanical mixer. Anti-flooding system

Robinet électronique deux arrivées d'eau, capteur infrarouge, batterie au lithium avec deux robinet d'arrêt et réglage de débit et filtre et mitigeur mécanique. Fonction de sécurité anti-débordement.

	BQ 05002 CR00	917,00
CROMO- CHROME		
NICHEL-NICKEL	NI00	1220,00
NICHEL PVD- NICKEL PVD	PV02	1468,00
NICHEL SPAZ - NICKEL MATTE - NICKEL MAT	NI01	1275,00
OTTONE PVD - BRASS PVD - LAITON PVD	PV01	1468,00
ORO - GOLD - OR 24 CARATS	AU00	3118,00
ORO ROSA - ROSE GOLD- OR ROSE	AU02	2458,00
ARGENTO - SILVER - ARGENT	AG00	2972,00
BRONZO - BRONZE	BZ00	1468,00
BRONZO SCURO -DARK BRONZE - BRONZE NOIR	BZ01	1468,00





COMPLETAMENTI

COMPLETIONS
COMPLÉMENTS



3170MF

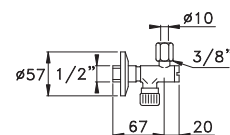
Rubinetto di arresto regolazione filtro con comando a volantino per miscelatori monocomando e rubinetti elettronici Teletron

Shutoff-control-filter valve, with handwheel control, for one-handle mixers and Teletron electronic taps

Robinet d'arrêt et de réglage avec filtre et poignée pour monotrou et robinets électroniques Teletron



	UN	09300	CR00	63,00
CROMO- CHROME				
NICHEL-NICKEL		NI00		85,00
NICHEL PVD- NICKEL PVD		PV02		101,00
NICHEL SPAZ - NICKEL MATTE - NICKEL MAT		NI01		90,00
OTTONE PVD - BRASS PVD - LAITON PVD		PV01		101,00
ORO - GOLD - OR 24 CARATS		AU00		203,00
ORO ROSA - ROSE GOLD- OR ROSE		AU02		143,00
ARGENTO - SILVER - ARGENT		AG00		183,00
BRONZO - BRONZE		BZ00		101,00
BRONZO SCURO -DARK BRONZE - BRONZE NOIR		BZ01		101,00



3171

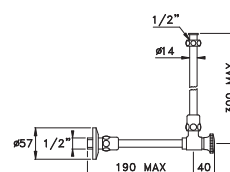
Rubinetto di arresto e regolazione con comando a volantino completo di presa a parete e di tubetto verticale in rame ricotto

Shutoff and control valve with handwheel control, wall intake, vertical soft copper tube

Robinet d'arrêt et de réglage avec poignée



	UN	09301	CR00	85,00
CROMO- CHROME				
NICHEL-NICKEL		NI00		116,00
NICHEL PVD- NICKEL PVD		PV02		147,00
NICHEL SPAZ - NICKEL MATTE - NICKEL MAT		NI01		122,00
OTTONE PVD - BRASS PVD - LAITON PVD		PV01		147,00
ORO - GOLD - OR 24 CARATS		AU00		325,00
ORO ROSA - ROSE GOLD- OR ROSE		AU02		228,00
ARGENTO - SILVER - ARGENT		AG00		287,00
BRONZO - BRONZE		BZ00		147,00
BRONZO SCURO -DARK BRONZE - BRONZE NOIR		BZ01		147,00



622

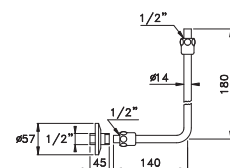
Preso di alimentazione a parete, con tubetto ad "L" in rame ricotto

Wall mounted intake, soft copper L pipe

Coude d'alimentation



	UN	09302	CR00	55,00
CROMO- CHROME				
NICHEL-NICKEL		NI00		70,00
NICHEL PVD- NICKEL PVD		PV02		85,00
NICHEL SPAZ - NICKEL MATTE - NICKEL MAT		NI01		74,00
OTTONE PVD - BRASS PVD - LAITON PVD		PV01		85,00
ORO - GOLD - OR 24 CARATS		AU00		233,00
ORO ROSA - ROSE GOLD- OR ROSE		AU02		164,00
ARGENTO - SILVER - ARGENT		AG00		203,00
BRONZO - BRONZE		BZ00		85,00
BRONZO SCURO -DARK BRONZE - BRONZE NOIR		BZ01		85,00



622M

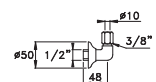
Preso di alimentazione a parete per gruppi monoforo

Wall mounted intake for single-hole mixers

Coude d'alimentation pour monotrou



	UN	09303	CR00	31,00
CROMO- CHROME				
NICHEL-NICKEL		NI00		47,00
NICHEL PVD- NICKEL PVD		PV02		55,00
NICHEL SPAZ - NICKEL MATTE - NICKEL MAT		NI01		50,00
OTTONE PVD - BRASS PVD - LAITON PVD		PV01		55,00
ORO - GOLD - OR 24 CARATS		AU00		110,00
ORO ROSA - ROSE GOLD- OR ROSE		AU02		77,00
ARGENTO - SILVER - ARGENT		AG00		93,00
BRONZO - BRONZE		BZ00		55,00
BRONZO SCURO -DARK BRONZE - BRONZE NOIR		BZ01		55,00



662V

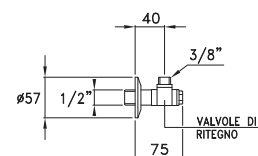
Preso di alimentazione a parete con valvola di non ritorno

Wall-mounted power supply, with one-way valve for TC units

Tube d'alimentation avec clapet anti-retour pour mitigeur TC



	UN	09304	CR00	68,00
CROMO- CHROME				
NICHEL-NICKEL		NI00		96,00
NICHEL PVD- NICKEL PVD		PV02		115,00
NICHEL SPAZ - NICKEL MATTE - NICKEL MAT		NI01		101,00
OTTONE PVD - BRASS PVD - LAITON PVD		PV01		115,00
ORO - GOLD - OR 24 CARATS		AU00		203,00
ORO ROSA - ROSE GOLD- OR ROSE		AU02		143,00
ARGENTO - SILVER - ARGENT		AG00		182,00
BRONZO - BRONZE		BZ00		115,00
BRONZO SCURO -DARK BRONZE - BRONZE NOIR		BZ01		115,00



662MS

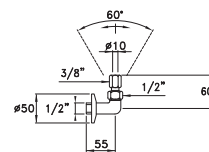
Presse di alimentazione a parete per gruppi monoforo con snodo

Wall mounted intake for single-hole mixers

Coude d'alimentation à rotule pour monotrou



CROMO- CHROME	UN 09305 CR00	31,00
NICHEL-NICKEL	NI00	47,00
NICHEL PVD- NICKEL PVD	PV02	55,00
NICHEL SPAZ - NICKEL MATTE - NICKEL MAT	NI01	50,00
OTTONE PVD - BRASS PVD - LAITON PVD	PV01	55,00
ORO - GOLD - OR 24 CARATS	AU00	110,00
ORO ROSA - ROSE GOLD- OR ROSE	AU02	77,00
ARGENTO - SILVER - ARGENT	AG00	93,00
BRONZO - BRONZE	BZ00	55,00
BRONZO SCURO -DARK BRONZE - BRONZE NOIR	BZ01	55,00



355DG

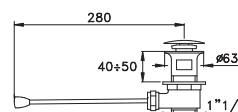
Scarico a salterello 1"1/4 girevole per lavabo e bidet, con comando a leva bassa orizzontale e tappo

Turning pop-up waste 1"1/4 for basin and bidet with low horizontal control lever

Vidage orientable 1" 1/4 pour lavabo ou bidet avec commande à levier et couvre clapet



CROMO- CHROME	UN 09201 CR00	133,00
NICHEL-NICKEL	NI00	179,00
NICHEL PVD- NICKEL PVD	PV02	225,00
NICHEL SPAZ - NICKEL MATTE - NICKEL MAT	NI01	188,00
OTTONE PVD - BRASS PVD - LAITON PVD	PV01	225,00
ORO - GOLD - OR 24 CARATS	AU00	472,00
ORO ROSA - ROSE GOLD- OR ROSE	AU02	331,00
ARGENTO - SILVER - ARGENT	AG00	411,00
BRONZO - BRONZE	BZ00	225,00
BRONZO SCURO -DARK BRONZE - BRONZE NOIR	BZ01	225,00



358

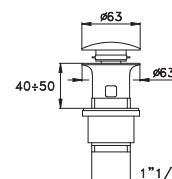
Scarico 1"1/4 per lavabo o bidet con apertura e chiusura del tappo a scatto con comando a pressione

Drain 1"1/4 for basin or bidet with spring-opening and closing with push control

Vidage pour lavabo ou bidet avec commande à pression, type "clac-clac"



CROMO- CHROME	UN 09200 CR00	79,00
NICHEL-NICKEL	NI00	110,00
NICHEL PVD- NICKEL PVD	PV02	134,00
NICHEL SPAZ - NICKEL MATTE - NICKEL MAT	NI01	116,00
OTTONE PVD - BRASS PVD - LAITON PVD	PV01	134,00
ORO - GOLD - OR 24 CARATS	AU00	277,00
ORO ROSA - ROSE GOLD- OR ROSE	AU02	194,00
ARGENTO - SILVER - ARGENT	AG00	249,00
BRONZO - BRONZE	BZ00	134,00
BRONZO SCURO -DARK BRONZE - BRONZE NOIR	BZ01	134,00



327S

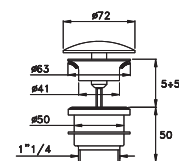
Piletta a griglia a scarico libero 1"1/4 per lavabo o bidet, con fissaggio a vite centrale e con coprigriglia

Free drain 1"1/4 for washbasin or bidet, central screw fastening

Vidage pour lavabo à écoulement libre avec porte clapet



CROMO- CHROME	UN 09202 CR00	70,00
NICHEL-NICKEL	NI00	85,00
NICHEL PVD- NICKEL PVD	PV02	101,00
NICHEL SPAZ - NICKEL MATTE - NICKEL MAT	NI01	90,00
OTTONE PVD - BRASS PVD - LAITON PVD	PV01	101,00
ORO - GOLD - OR 24 CARATS	AU00	179,00
ORO ROSA - ROSE GOLD- OR ROSE	AU02	126,00
ARGENTO - SILVER - ARGENT	AG00	155,00
BRONZO - BRONZE	BZ00	101,00
BRONZO SCURO -DARK BRONZE - BRONZE NOIR	BZ01	101,00



467T

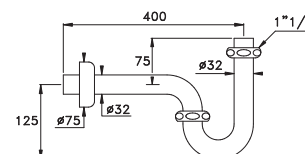
Sifone a "P" in tubo Ø 32 mm per lavabo (chiusura idraulica 50 mm, secondo la Norma Europea)

P trap diameter 32 mm pipe for washbasin (50 mm trap in conformity with European standards)

Siphon tubulaire de lavabo Ø 32 mm Garde d'eau 50 mm, selon la Norme Européenne



CROMO- CHROME	UN 09400 CR00	96,00
NICHEL-NICKEL	NI00	128,00
NICHEL PVD- NICKEL PVD	PV02	154,00
NICHEL SPAZ - NICKEL MATTE - NICKEL MAT	NI01	134,00
OTTONE PVD - BRASS PVD - LAITON PVD	PV01	154,00
ORO - GOLD - OR 24 CARATS	AU00	327,00
ORO ROSA - ROSE GOLD- OR ROSE	AU02	258,00
ARGENTO - SILVER - ARGENT	AG00	312,00
BRONZO - BRONZE	BZ00	154,00
BRONZO SCURO -DARK BRONZE - BRONZE NOIR	BZ01	154,00



476T

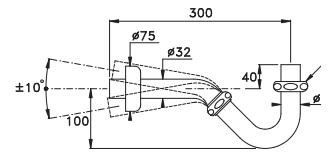
Sifone a "P" in tubo Ø 32 mm per bidet (chiusura idraulica 50 mm, secondo la Norma Europea)

P trap diameter 32 mm pipe for bidet (50 mm trap in conformity with European standards)

Siphon tubulaire de bidet Ø 32 mm Garde d'eau 50 mm, selon la Norme Européenne



	UN	09401	CR00	92,00
CROMO- CHROME				
NICHEL-NICKEL			NI00	123,00
NICHEL PVD- NICKEL PVD			PV02	148,00
NICHEL SPAZ - NICKEL MATTE - NICKEL MAT			NI01	128,00
OTTONE PVD - BRASS PVD - LAITON PVD			PV01	148,00
ORO - GOLD - OR 24 CARATS			AU00	313,00
ORO ROSA - ROSE GOLD- OR ROSE			AU02	247,00
ARGENTO - SILVER - ARGENT			AG00	299,00
BRONZO - BRONZE			BZ00	148,00
BRONZO SCURO -DARK BRONZE - BRONZE NOIR			BZ01	148,00



461T

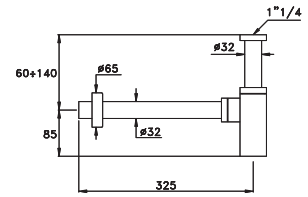
Sifone a "bottiglia"; profilo tondo

Round bottle trap

Siphon bouteille rond pour lavabo



	UN	09402	CR00	125,00
CROMO- CHROME				
NICHEL-NICKEL			NI00	167,00
NICHEL PVD- NICKEL PVD			PV02	200,00
NICHEL SPAZ - NICKEL MATTE - NICKEL MAT			NI01	174,00
OTTONE PVD - BRASS PVD - LAITON PVD			PV01	200,00
ORO - GOLD - OR 24 CARATS			AU00	425,00
ORO ROSA - ROSE GOLD- OR ROSE			AU02	335,00
ARGENTO - SILVER - ARGENT			AG00	405,00
BRONZO - BRONZE			BZ00	200,00
BRONZO SCURO -DARK BRONZE - BRONZE NOIR			BZ01	200,00



461Q

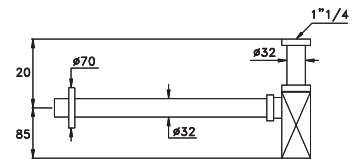
Sifone a "bottiglia"; profilo quadro

Square bottle trap

Siphon bouteille carré pour lavabo



	UN	09403	CR00	155,00
CROMO- CHROME				
NICHEL-NICKEL			NI00	216,00
NICHEL PVD- NICKEL PVD			PV02	264,00
NICHEL SPAZ - NICKEL MATTE - NICKEL MAT			NI01	227,00
OTTONE PVD - BRASS PVD - LAITON PVD			PV01	264,00
ORO - GOLD - OR 24 CARATS			AU00	543,00
ORO ROSA - ROSE GOLD- OR ROSE			AU02	381,00
ARGENTO - SILVER - ARGENT			AG00	489,00
BRONZO - BRONZE			BZ00	264,00
BRONZO SCURO -DARK BRONZE - BRONZE NOIR			BZ01	264,00



157 -1/2"

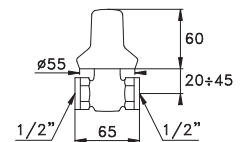
Rubinetto di regolazione e di arresto da incasso a parete con cappuccio chiuso

Stopcock, concealed wall-mounting, closed cap

Robinet de réglage et d'arrêt à encastrer avec capuchon fermé



	UN	08500	CR00	93,00
CROMO- CHROME				
NICHEL-NICKEL			NI00	110,00
NICHEL PVD- NICKEL PVD			PV02	133,00
NICHEL SPAZ - NICKEL MATTE - NICKEL MAT			NI01	116,00
OTTONE PVD - BRASS PVD - LAITON PVD			PV01	133,00
ORO - GOLD - OR 24 CARATS			AU00	278,00
ORO ROSA - ROSE GOLD- OR ROSE			AU02	195,00
ARGENTO - SILVER - ARGENT			AG00	249,00
BRONZO - BRONZE			BZ00	133,00
BRONZO SCURO -DARK BRONZE - BRONZE NOIR			BZ01	133,00



157 -3/4"

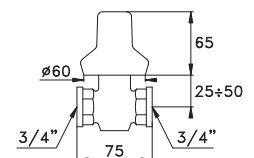
Rubinetto di regolazione e di arresto da incasso a parete con cappuccio chiuso

Stopcock, concealed wall-mounting, closed cap

Robinet de réglage et d'arrêt à encastrer avec capuchon fermé



	UN	08501	CR00	116,00
CROMO- CHROME				
NICHEL-NICKEL			NI00	147,00
NICHEL PVD- NICKEL PVD			PV02	171,00
NICHEL SPAZ - NICKEL MATTE - NICKEL MAT			NI01	155,00
OTTONE PVD - BRASS PVD - LAITON PVD			PV01	171,00
ORO - GOLD - OR 24 CARATS			AU00	348,00
ORO ROSA - ROSE GOLD- OR ROSE			AU02	244,00
ARGENTO - SILVER - ARGENT			AG00	310,00
BRONZO - BRONZE			BZ00	171,00
BRONZO SCURO -DARK BRONZE - BRONZE NOIR			BZ01	171,00



IS3285

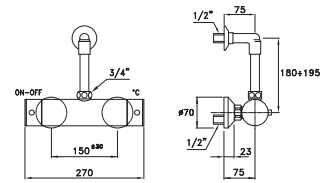
Miscelatore termostatico esterno per doccia con rubinetto

Thermostatic external mixer for shower

Mitigeur thermostatique apparent pour douche



	UN	06200 CR00	728,00
CROMO- CHROME			
NICHEL-NICKEL		NI00	969,00
NICHEL PVD- NICKEL PVD		PV02	1165,00
NICHEL SPAZ - NICKEL MATTE - NICKEL MAT		NI01	1012,00
OTTONE PVD - BRASS PVD - LAITON PVD		PV01	1165,00
ORO - GOLD - OR 24 CARATS		AU00	2476,00
ORO ROSA - ROSE GOLD- OR ROSE		AU02	1952,00
ARGENTO - SILVER - ARGENT		AG00	2359,00
BRONZO - BRONZE		BZ00	1165,00
BRONZO SCURO -DARK BRONZE - BRONZE NOIR		BZ01	1165,00



0/3229 - 1/2"

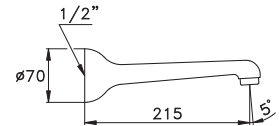
Bocca di erogazione a parete, attacco 1/2" lunghezza 215 mm

Wall mounted cast spout connection 1/2", length 215 mm

Bec mural fixe avec filetage femelle 1/2" longueur 215 mm



	UN	09001 CR00	151,00
CROMO- CHROME			
NICHEL-NICKEL		NI00	208,00
NICHEL PVD- NICKEL PVD		PV02	249,00
NICHEL SPAZ - NICKEL MATTE - NICKEL MAT		NI01	218,00
OTTONE PVD - BRASS PVD - LAITON PVD		PV01	249,00
ORO - GOLD - OR 24 CARATS		AU00	603,00
ORO ROSA - ROSE GOLD- OR ROSE		AU02	423,00
ARGENTO - SILVER - ARGENT		AG00	541,00
BRONZO - BRONZE		BZ00	249,00
BRONZO SCURO -DARK BRONZE - BRONZE NOIR		BZ01	249,00



863 - 1/2"

Bocca di erogazione a parete con rompigetto aeratore all'uscita e diametro tubo 18 mm (sporgenza da parete a centro uscita 200 mm)

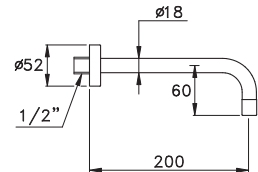
Wall mounted spout with aerator and spout diameter 18 mm

Projection from wall to outlet: 200 mm

Bec mural fixe diameter 18 mm avec mousseur Saille 200 mm



	UN	09002 CR00	136,00
CROMO- CHROME			
NICHEL-NICKEL		NI00	179,00
NICHEL PVD- NICKEL PVD		PV02	217,00
NICHEL SPAZ - NICKEL MATTE - NICKEL MAT		NI01	188,00
OTTONE PVD - BRASS PVD - LAITON PVD		PV01	217,00
ORO - GOLD - OR 24 CARATS		AU00	418,00
ORO ROSA - ROSE GOLD- OR ROSE		AU02	293,00
ARGENTO - SILVER - ARGENT		AG00	379,00
BRONZO - BRONZE		BZ00	217,00
BRONZO SCURO -DARK BRONZE - BRONZE NOIR		BZ01	217,00



863AR - 1/2"

Bocca di lunghezza uguale a 100, 300, 400 mm

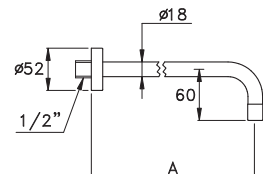
Per ordine far seguire al codice: /100, /300, /400

On request: projection of the spout of 100, 300, 400 mm

Bec longueur special à 100, 300, 400 mm

Pour ordre faire suivre le code usine de /100, /300, /400

	UN	09003 CR00	214,00
CROMO- CHROME			
NICHEL-NICKEL		NI00	263,00
NICHEL PVD- NICKEL PVD		PV02	317,00
NICHEL SPAZ - NICKEL MATTE - NICKEL MAT		NI01	276,00
OTTONE PVD - BRASS PVD - LAITON PVD		PV01	317,00
ORO - GOLD - OR 24 CARATS		AU00	541,00
ORO ROSA - ROSE GOLD- OR ROSE		AU02	379,00
ARGENTO - SILVER - ARGENT		AG00	481,00
BRONZO - BRONZE		BZ00	317,00
BRONZO SCURO -DARK BRONZE - BRONZE NOIR		BZ01	317,00



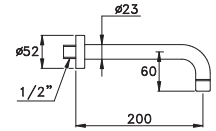
861 - 1/2"

Bocca di erogazione a parete con rompigetto aeratore all'uscita e diametro tubo 23 mm
(sporgenza da parete a centro uscita 200 mm)

Wall mounted spout with aerator and spout diameter 23 mm
Projection from wall to outlet: 200 mm

Bec mural fixe diameter 23 mm. Mousseur Saille 200 mm

	UN 09004	CR00	93,00
CROMO- CHROME		NI00	125,00
NICHEL-NICKEL		PV02	155,00
NICHEL SPAZ - NICKEL MATTE - NICKEL MAT		NI01	133,00
OTTONE PVD - BRASS PVD - LAITON PVD		PV01	155,00
ORO - GOLD - OR 24 CARATS		AU00	325,00
ORO ROSA - ROSE GOLD- OR ROSE		AU02	260,00
ARGENTO - SILVER - ARGENT		AG00	287,00
BRONZO - BRONZE		BZ00	155,00
BRONZO SCURO -DARK BRONZE - BRONZE NOIR		BZ01	155,00



861AR - 1/2"

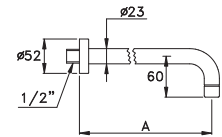
Bocca di lunghezza uguale a 100, 300, 400 mm
Per ordine far seguire al codice: /100, /300, /400

On request: projection of the spout of 100, 300, 400 mm

Bec longueur special à 100, 300, 400 mm

Pour ordre faire suivre le code usine de /100, /300, /400

	UN 09005	CR00	171,00
CROMO- CHROME		NI00	217,00
NICHEL-NICKEL		PV02	263,00
NICHEL SPAZ - NICKEL MATTE - NICKEL MAT		NI01	228,00
OTTONE PVD - BRASS PVD - LAITON PVD		PV01	263,00
ORO - GOLD - OR 24 CARATS		AU00	449,00
ORO ROSA - ROSE GOLD- OR ROSE		AU02	360,00
ARGENTO - SILVER - ARGENT		AG00	411,00
BRONZO - BRONZE		BZ00	263,00
BRONZO SCURO -DARK BRONZE - BRONZE NOIR		BZ01	263,00



863 Eccelsa

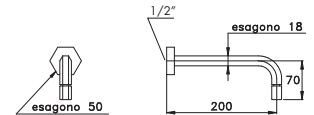
Bocca di erogazione a parete con rompigetto aeratore all'uscita
(sporgenza da parete a centro uscita 200 mm)

Wall mounted spout with aerator

Projection from wall to outlet: 200 mm

Bec mural fixe, mousseur orientable. Saille 200 mm

	EC 09002	CR00	158,00
CROMO- CHROME		NI00	194,00
NICHEL-NICKEL		PV02	233,00
NICHEL SPAZ - NICKEL MATTE - NICKEL MAT		NI01	204,00
OTTONE PVD - BRASS PVD - LAITON PVD		PV01	233,00
ORO - GOLD - OR 24 CARATS		AU00	464,00
ORO ROSA - ROSE GOLD- OR ROSE		AU02	372,00
ARGENTO - SILVER - ARGENT		AG00	440,00
BRONZO - BRONZE		BZ00	233,00
BRONZO SCURO -DARK BRONZE - BRONZE NOIR		BZ01	233,00



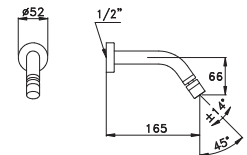
868

Bocca di erogazione a parete per lavabo, snodata, attacco 1/2"

Wall-mounted washbasin spout, swivelling aerator, union 1/2"

Bec mural pour lavabo 1/2", mousseur orientable à la sortie

	UN 09006	CR00	88,00
CROMO- CHROME		NI00	118,00
NICHEL-NICKEL		PV02	141,00
NICHEL SPAZ - NICKEL MATTE - NICKEL MAT		NI01	123,00
OTTONE PVD - BRASS PVD - LAITON PVD		PV01	141,00
ORO - GOLD - OR 24 CARATS		AU00	300,00
ORO ROSA - ROSE GOLD- OR ROSE		AU02	236,00
ARGENTO - SILVER - ARGENT		AG00	286,00
BRONZO - BRONZE		BZ00	141,00
BRONZO SCURO -DARK BRONZE - BRONZE NOIR		BZ01	141,00



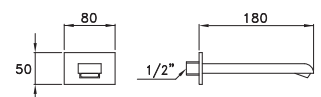
CASANOVA 868

Bocca di erogazione a parete per lavabo, attacco 1/2"

Wall-mounted washbasin spout, union 1/2"

Bec mural pour lavabo 1/2"

	CS 09006	CR00	156,00
CROMO- CHROME		NI00	218,00
NICHEL-NICKEL		PV02	264,00
NICHEL SPAZ - NICKEL MATTE - NICKEL MAT		NI01	229,00
OTTONE PVD - BRASS PVD - LAITON PVD		PV01	264,00
ORO - GOLD - OR 24 CARATS		AU00	567,00
ORO ROSA - ROSE GOLD- OR ROSE		AU02	397,00
ARGENTO - SILVER - ARGENT		AG00	530,00
BRONZO - BRONZE		BZ00	264,00
BRONZO SCURO -DARK BRONZE - BRONZE NOIR		BZ01	264,00



868 Bamboo Quadro

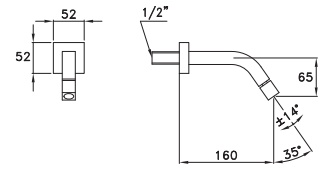
Bocca di erogazione a parete per lavabo, snodata, attacco 1/2"

Wall-mounted washbasin spout, swivelling aerator, union 1/2"

Bec mural pour lavabo 1/2", mousseur orientable à la sortie



CROMO- CHROME	BQ 09006 CR00	86,00
NICHEL-NICKEL	NI00	115,00
NICHEL PVD- NICKEL PVD	PV02	138,00
NICHEL SPAZ - NICKEL MATTE- NICKEL MAT	NI01	120,00
OTTONE PVD - BRASS PVD - LAITON PVD	PV01	138,00
ORO - GOLD - OR 24 CARATS	AU00	293,00
ORO ROSA - ROSE GOLD- OR ROSE	AU02	231,00
ARGENTO - SILVER - ARGENT	AG00	279,00
BRONZO - BRONZE	BZ00	138,00
BRONZO SCURO -DARK BRONZE - BRONZE NOIR	BZ01	138,00



863 Stella

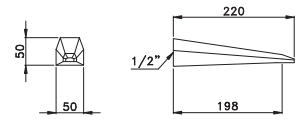
Bocca di erogazione a parete per lavabo, con rompigitto a scomparsa, attacco da 1/2"

Wall mounted washbasin spout, disappearing aerator and union 1/2"

Bec mural de lavabo 1/2" à mousseur caché



CROMO- CHROME	ST 09002 CR00	132,00
NICHEL-NICKEL	NI00	176,00
NICHEL PVD- NICKEL PVD	PV02	212,00
NICHEL SPAZ - NICKEL MATTE- NICKEL MAT	NI01	184,00
OTTONE PVD - BRASS PVD - LAITON PVD	PV01	212,00
ORO - GOLD - OR 24 CARATS	AU00	449,00
ORO ROSA - ROSE GOLD- OR ROSE	AU02	354,00
ARGENTO - SILVER - ARGENT	AG00	428,00
BRONZO - BRONZE	BZ00	212,00
BRONZO SCURO -DARK BRONZE - BRONZE NOIR	BZ01	212,00



0/250 Italica

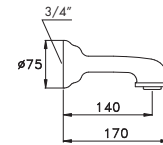
Bocca di erogazione a parete per vasca

Wall mounted bath spout

Bec mural de baignoire



CROMO- CHROME	IT 09000 CR00	147,00
NICHEL-NICKEL	NI00	194,00
NICHEL PVD- NICKEL PVD	PV02	217,00
NICHEL SPAZ - NICKEL MATTE- NICKEL MAT	NI01	204,00
OTTONE PVD - BRASS PVD - LAITON PVD	PV01	217,00
ORO - GOLD - OR 24 CARATS	AU00	464,00
ORO ROSA - ROSE GOLD- OR ROSE	AU02	325,00
ARGENTO - SILVER - ARGENT	AG00	418,00
BRONZO - BRONZE	BZ00	217,00
BRONZO SCURO -DARK BRONZE - BRONZE NOIR	BZ01	217,00



0/250 Roma

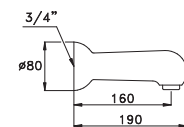
Bocca di erogazione a parete per vasca

Wall mounted bath spout

Bec mural de baignoire



CROMO- CHROME	RM 09000 CR00	133,00
NICHEL-NICKEL	NI00	163,00
NICHEL PVD- NICKEL PVD	PV02	203,00
NICHEL SPAZ - NICKEL MATTE- NICKEL MAT	NI01	171,00
OTTONE PVD - BRASS PVD - LAITON PVD	PV01	203,00
ORO - GOLD - OR 24 CARATS	AU00	424,00
ORO ROSA - ROSE GOLD- OR ROSE	AU02	339,00
ARGENTO - SILVER - ARGENT	AG00	379,00
BRONZO - BRONZE	BZ00	203,00
BRONZO SCURO -DARK BRONZE - BRONZE NOIR	BZ01	203,00



0/250 Eccelsa

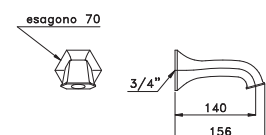
Bocca di erogazione a parete per vasca

Wall-mounted bath spout

Bec mural de baignoire



CROMO- CHROME	EC 09000 CR00	199,00
NICHEL-NICKEL	NI00	249,00
NICHEL PVD- NICKEL PVD	PV02	287,00
NICHEL SPAZ - NICKEL MATTE- NICKEL MAT	NI01	261,00
OTTONE PVD - BRASS PVD - LAITON PVD	PV01	287,00
ORO - GOLD - OR 24 CARATS	AU00	603,00
ORO ROSA - ROSE GOLD- OR ROSE	AU02	483,00
ARGENTO - SILVER - ARGENT	AG00	547,00
BRONZO - BRONZE	BZ00	287,00
BRONZO SCURO -DARK BRONZE - BRONZE NOIR	BZ01	287,00





0/251 Aster

Bocca di erogazione a parete per vasca, attacco 3/4", lunghezza 115 mm

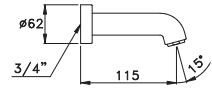
Wall mounted bath spout, 3/4" union, length 115mm

Bec mural pour baignoire 3/4", longueur 115mm

CROMO-CHROME

AT 09009 CR00

83,00



0/250 Aster

Bocca di erogazione a parete per vasca, attacco 3/4", lunghezza 155 mm

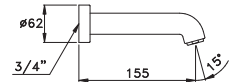
Wall mounted bath spout, 3/4" union, length 155 mm

Bec mural pour baignoire 3/4", longueur 155 mm

CROMO-CHROME

AT 09000 CR00

96,00



0/251 Box

Bocca di erogazione a parete per vasca, attacco 3/4", lunghezza 120 mm

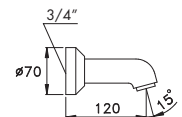
Wall mounted bath spout, aerator, 3/4" union, length 120 mm

Bec mural de baignoire 3/4" longueur 120 mm

CROMO-CHROME

BX 09009 CR00

83,00



0/250 Box

Bocca di erogazione a parete per vasca, attacco 3/4", lunghezza 160 mm

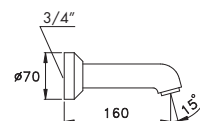
Wall mounted bath spout, aerator, 3/4" union, length 160 mm

Bec mural de baignoire 3/4" longueur 160 mm

CROMO-CHROME

BX 09000 CR00

96,00




0/250 Casanova

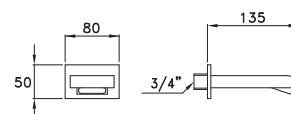
Bocca di erogazione a parete per vasca, attacco 3/4"

Wall-mounted bath spout, union 3/4"

Bec mural de baignoire 3/4"



	CS 09000	CR00	234,00
CROMO- CHROME	NI00		329,00
NICHEL-NICKEL	PV02		397,00
NICHEL PVD- NICKEL PVD	NI01		345,00
NICHEL SPAZ - NICKEL MATTE - NICKEL MAT	PV01		397,00
OTTONE PVD - BRASS PVD - LAITON PVD	AU00		838,00
ORO - GOLD - OR 24 CARATS	AU02		587,00
ORO ROSA - ROSE GOLD- OR ROSE	AG00		800,00
ARGENTO - SILVER - ARGENT	BZ00		397,00
BRONZO - BRONZE	BZ01		397,00
BRONZO SCURO -DARK BRONZE - BRONZE NOIR			



0/250 Firenze

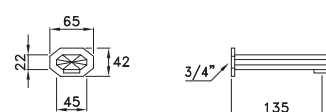
Bocca di erogazione a parete per vasca, attacco 3/4", lunghezza 140 mm

Wall-mounted bath spout, union 3/4", length 140 mm

Bec mural de baignoire 3/4", longueur 140 mm



	FI 09000	CR00	239,00
CROMO- CHROME	NI00		329,00
NICHEL-NICKEL	PV02		397,00
NICHEL PVD- NICKEL PVD	NI01		345,00
NICHEL SPAZ - NICKEL MATTE - NICKEL MAT	PV01		397,00
OTTONE PVD - BRASS PVD - LAITON PVD	AU00		820,00
ORO - GOLD - OR 24 CARATS	AU02		574,00
ORO ROSA - ROSE GOLD- OR ROSE	AG00		738,00
ARGENTO - SILVER - ARGENT	BZ00		397,00
BRONZO - BRONZE	BZ01		397,00
BRONZO SCURO -DARK BRONZE - BRONZE NOIR			



0/254 Firenze

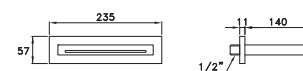
Bocca di erogazione a "cascata" per vasca/doccia

Waterfall spout for built-in bath/shower mixer

Bec "cascade" pour baignoire et douche



	FI 09010	CR00	754,00
CROMO- CHROME	NI00		1031,00
NICHEL-NICKEL	PV02		1241,00
NICHEL PVD- NICKEL PVD	NI01		1083,00
NICHEL SPAZ - NICKEL MATTE - NICKEL MAT	PV01		1241,00
OTTONE PVD - BRASS PVD - LAITON PVD	AU00		2575,00
ORO - GOLD - OR 24 CARATS	AU02		1803,00
ORO ROSA - ROSE GOLD- OR ROSE	AG00		2319,00
ARGENTO - SILVER - ARGENT	BZ00		1241,00
BRONZO - BRONZE	BZ01		1241,00
BRONZO SCURO -DARK BRONZE - BRONZE NOIR			



0/250

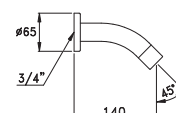
Bocca di erogazione a parete per vasca, attacco 3/4"

Wall-mounted bath spout, union 3/4"

Bec mural de baignoire 3/4"



	UN 09000	CR00	90,00
CROMO- CHROME	NI00		120,00
NICHEL-NICKEL	PV02		144,00
NICHEL PVD- NICKEL PVD	NI01		126,00
NICHEL SPAZ - NICKEL MATTE - NICKEL MAT	PV01		144,00
OTTONE PVD - BRASS PVD - LAITON PVD	AU00		306,00
ORO - GOLD - OR 24 CARATS	AU02		242,00
ORO ROSA - ROSE GOLD- OR ROSE	AG00		292,00
ARGENTO - SILVER - ARGENT	BZ00		144,00
BRONZO - BRONZE	BZ01		144,00
BRONZO SCURO -DARK BRONZE - BRONZE NOIR			



0/250 Bamboo Quadro

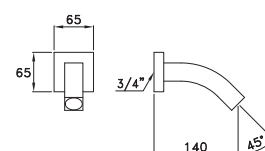
Bocca di erogazione a parete per vasca, attacco 3/4", lunghezza 140 mm

Wall-mounted bath spout, union 3/4", length 140 mm

Bec mural de baignoire 3/4", longueur 140 mm



	BQ 09000	CR00	91,00
CROMO- CHROME	NI00		122,00
NICHEL-NICKEL	PV02		146,00
NICHEL PVD- NICKEL PVD	NI01		127,00
NICHEL SPAZ - NICKEL MATTE - NICKEL MAT	PV01		146,00
OTTONE PVD - BRASS PVD - LAITON PVD	AU00		310,00
ORO - GOLD - OR 24 CARATS	AU02		244,00
ORO ROSA - ROSE GOLD- OR ROSE	AG00		295,00
ARGENTO - SILVER - ARGENT	BZ00		146,00
BRONZO - BRONZE	BZ01		146,00
BRONZO SCURO -DARK BRONZE - BRONZE NOIR			



0/250 Stella

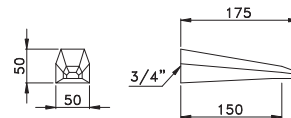
Bocca di erogazione a parete per vasca, attacco 3/4"

Wall mounted bath spout, disappearing aerator and union 3/4"

Bec mural de baignoire 3/4"



	ST 09000	CR00	121,00
CROMO- CHROME			
NICHEL-NICKEL		NI00	161,00
NICHEL PVD- NICKEL PVD		PV02	194,00
NICHEL SPAZ - NICKEL MATTE - NICKEL MAT		NI01	169,00
OTTONE PVD - BRASS PVD - LAITON PVD		PV01	194,00
ORO - GOLD - OR 24 CARATS		AU00	412,00
ORO ROSA - ROSE GOLD- OR ROSE		AU02	325,00
ARGENTO - SILVER - ARGENT		AG00	393,00
BRONZO - BRONZE		BZ00	194,00
BRONZO SCURO -DARK BRONZE - BRONZE NOIR		BZ01	194,00



130- 0/250

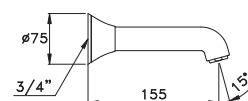
Bocca vasca per gruppi incasso

Wall mounted bath spout, 3/4" union length 160 mm

Bec mural de baignoire 3/4"



	CT 09000	CR00	123,00
CROMO- CHROME			
NICHEL-NICKEL		NI00	165,00
NICHEL PVD- NICKEL PVD		PV02	203,00
NICHEL SPAZ - NICKEL MATTE - NICKEL MAT		NI01	174,00
OTTONE PVD - BRASS PVD - LAITON PVD		PV01	203,00
ORO - GOLD - OR 24 CARATS		AU00	416,00
ORO ROSA - ROSE GOLD- OR ROSE		AU02	292,00
ARGENTO - SILVER - ARGENT		AG00	374,00
BRONZO - BRONZE		BZ00	203,00
BRONZO SCURO -DARK BRONZE - BRONZE NOIR		BZ01	203,00



TITIAN- 0/250

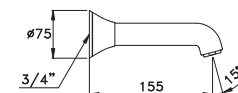
Bocca vasca per gruppi incasso

Wall mounted bath spout, 3/4" union length 160 mm

Bec mural de baignoire 3/4"



	TT 09000	CR00	123,00
CROMO- CHROME			
NICHEL-NICKEL		NI00	165,00
NICHEL PVD- NICKEL PVD		PV02	203,00
NICHEL SPAZ - NICKEL MATTE - NICKEL MAT		NI01	174,00
OTTONE PVD - BRASS PVD - LAITON PVD		PV01	203,00
ORO - GOLD - OR 24 CARATS		AU00	416,00
ORO ROSA - ROSE GOLD- OR ROSE		AU02	292,00
ARGENTO - SILVER - ARGENT		AG00	374,00
BRONZO - BRONZE		BZ00	203,00
BRONZO SCURO -DARK BRONZE - BRONZE NOIR		BZ01	203,00



0/256

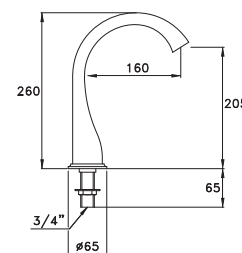
Bocca di erogazione

Bath spout

Bec haute à poser



	UN 09008	CR00	211,00
CROMO- CHROME			
NICHEL-NICKEL		NI00	281,00
NICHEL PVD- NICKEL PVD		PV02	338,00
NICHEL SPAZ - NICKEL MATTE - NICKEL MAT		NI01	294,00
OTTONE PVD - BRASS PVD - LAITON PVD		PV01	338,00
ORO - GOLD - OR 24 CARATS		AU00	718,00
ORO ROSA - ROSE GOLD- OR ROSE		AU02	566,00
ARGENTO - SILVER - ARGENT		AG00	684,00
BRONZO - BRONZE		BZ00	338,00
BRONZO SCURO -DARK BRONZE - BRONZE NOIR		BZ01	338,00



0/255

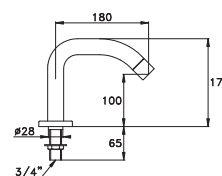
Bocca per installazione su bordo vasca, attacco 3/4"

Bath spout for deck mounting 3/4"

Bec pour installation horizontal de baignoire 3/4"



	UN 09007	CR00	120,00
CROMO- CHROME			
NICHEL-NICKEL		NI00	160,00
NICHEL PVD- NICKEL PVD		PV02	192,00
NICHEL SPAZ - NICKEL MATTE - NICKEL MAT		NI01	167,00
OTTONE PVD - BRASS PVD - LAITON PVD		PV01	192,00
ORO - GOLD - OR 24 CARATS		AU00	408,00
ORO ROSA - ROSE GOLD- OR ROSE		AU02	322,00
ARGENTO - SILVER - ARGENT		AG00	389,00
BRONZO - BRONZE		BZ00	192,00
BRONZO SCURO -DARK BRONZE - BRONZE NOIR		BZ01	192,00

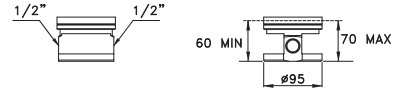




437-8

Corpo incasso per colonne a pavimento
 Concealed body for free standing spout
 Partie encastré pour bec au sol

UN 01550 0000 330,00



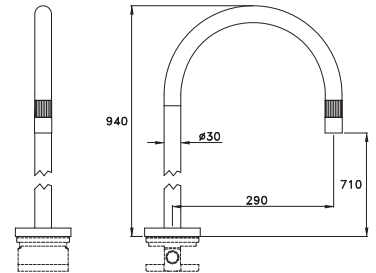
437 P.V.

Bocca a pavimento con rubinetto apertura e chiusura
 Da installare su parte incasso codice UN 01550 0000

Free standing spout with flow control valve
 To be installed on built-in part code UN 01550 0000

Bec au sol avec robinet ouverture et fermeture intégré sur le bec
 A installer sur la partie encastrée UN 01550 0000

	UN 01500 CR00	607,00
CROMO- CHROME	NI00	808,00
NICHEL-NICKEL	PV02	972,00
NICHEL PVD- NICKEL PVD	NI01	844,00
NICHEL SPAZ - NICKEL MATTE - NICKEL MAT	PV01	972,00
OTTONE PVD - BRASS PVD - LAITON PVD	AU00	2064,00
ORO - GOLD - OR 24 CARATS	AU02	1627,00
ORO ROSA - ROSE GOLD- OR ROSE	AG00	1967,00
ARGENTO - SILVER - ARGENT	BZ00	972,00
BRONZO - BRONZE	BZ01	972,00
BRONZO SCURO -DARK BRONZE - BRONZE NOIR		



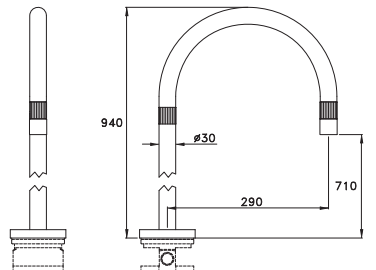
438 P.V.

Bocca a pavimento con rubinetto apertura e chiusura e rubinetto miscelazione
 Da installare su parte incasso codice UN 01550 0000

Free standing spout with control valve for opening,closing and mixing water
 To be installed on built-in part code UN 01550 0000

Bec au sol avec robinet ouverture et fermeture avec mitigeur intégré sur le bec
 A installer sur la partie encastrée UN 01550 0000

	UN 01501 CR00	713,00
CROMO- CHROME	NI00	949,00
NICHEL-NICKEL	PV02	1141,00
NICHEL PVD- NICKEL PVD	NI01	992,00
NICHEL SPAZ - NICKEL MATTE - NICKEL MAT	PV01	1141,00
OTTONE PVD - BRASS PVD - LAITON PVD	AU00	2425,00
ORO - GOLD - OR 24 CARATS	AU02	1911,00
ORO ROSA - ROSE GOLD- OR ROSE	AG00	2311,00
ARGENTO - SILVER - ARGENT	BZ00	1141,00
BRONZO - BRONZE	BZ01	1141,00
BRONZO SCURO -DARK BRONZE - BRONZE NOIR		



338

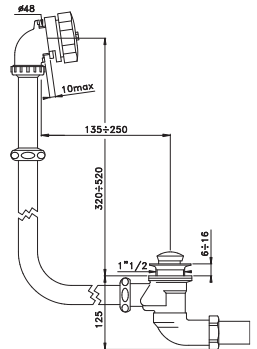
Colonna di scarico per vasca con comando a volantino, codolo di uscita in materiale plastico Ø 40 mm

Vertical bath-drain pipe, handwheel control, plastic outlet pipe diameter 40 mm

Vidage de baignoire sans siphon, avec coude de sortie plastique Ø 40 mm



	UN	09203	CR00	287,00
CROMO- CHROME				
NICHEL-NICKEL			NI00	364,00
NICHEL PVD- NICKEL PVD			PV02	424,00
NICHEL SPAZ - NICKEL MATTE - NICKEL MAT			NI01	383,00
OTTONE PVD - BRASS PVD - LAITON PVD			PV01	424,00
ORO - GOLD - OR 24 CARATS			AU00	772,00
ORO ROSA - ROSE GOLD- OR ROSE			AU02	541,00
ARGENTO - SILVER - ARGENT			AG00	680,00
BRONZO - BRONZE			BZ00	424,00
BRONZO SCURO -DARK BRONZE - BRONZE NOIR			BZ01	424,00



338AV

Come 338 ma interamente rifinita per installazione "a vista".

Vertical bath-drain pipe, handwheel control, plastic outlet pipe diameter 38 mm completely finished for instalation in sight

Vidage de baignoire sans siphon, avec coude de sortie laiton Ø 38 mm pour installation apparente

	UN	09204	CR00	842,00
CROMO- CHROME				
NICHEL-NICKEL			NI00	1164,00
NICHEL PVD- NICKEL PVD			PV02	1428,00
NICHEL SPAZ - NICKEL MATTE - NICKEL MAT			NI01	1223,00
OTTONE PVD - BRASS PVD - LAITON PVD			PV01	1428,00
ORO - GOLD - OR 24 CARATS			AU00	3462,00
ORO ROSA - ROSE GOLD- OR ROSE			AU02	2424,00
ARGENTO - SILVER - ARGENT			AG00	3070,00
BRONZO - BRONZE			BZ00	1428,00
BRONZO SCURO -DARK BRONZE - BRONZE NOIR			BZ01	1428,00

338S

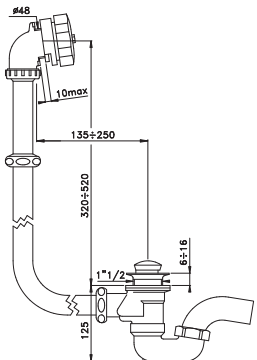
Colonna di scarico per vasca, con comando a volantino, completa di sifone, codolo di uscita in materiale plastico Ø 40 mm (chiusura idraulica 50 mm, secondo la Norma Europea)

Vertical bath-drain pipe, handwheel control, with trap, plastic outlet pipe diameter 40 mm (50 mm trap in conformity with European standards)

Vidage de baignoire avec siphon, coude de sortie plastique Ø 40 mm
Garde d'eau 50 mm, selon la Norme Européenn



	UN	09205	CR00	364,00
CROMO- CHROME				
NICHEL-NICKEL			NI00	440,00
NICHEL PVD- NICKEL PVD			PV02	502,00
NICHEL SPAZ - NICKEL MATTE - NICKEL MAT			NI01	462,00
OTTONE PVD - BRASS PVD - LAITON PVD			PV01	502,00
ORO - GOLD - OR 24 CARATS			AU00	857,00
ORO ROSA - ROSE GOLD- OR ROSE			AU02	600,00
ARGENTO - SILVER - ARGENT			AG00	757,00
BRONZO - BRONZE			BZ00	502,00
BRONZO SCURO -DARK BRONZE - BRONZE NOIR			BZ01	502,00



338SAV

Come 338S ma rifinita per installazione "a vista"

Same as 338S but finished for installation in sight

Idem 338S, chromé pour installation apparente

	UN	09206	CR00	942,00
CROMO- CHROME				
NICHEL-NICKEL			NI00	1318,00
NICHEL PVD- NICKEL PVD			PV02	1613,00
NICHEL SPAZ - NICKEL MATTE - NICKEL MAT			NI01	1384,00
OTTONE PVD - BRASS PVD - LAITON PVD			PV01	1613,00
ORO - GOLD - OR 24 CARATS			AU00	3879,00
ORO ROSA - ROSE GOLD- OR ROSE			AU02	2716,00
ARGENTO - SILVER - ARGENT			AG00	3448,00
BRONZO - BRONZE			BZ00	1613,00
BRONZO SCURO -DARK BRONZE - BRONZE NOIR			BZ01	1613,00

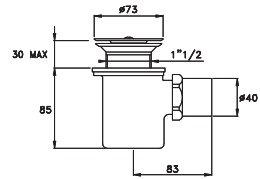
347S

Piletta a griglia per piatto doccia completa di sifone, modello pesante con codolo di uscita in ottone, griglia diametro 73 mm per piatto doccia in acciaio
(chiusura idraulica superiore a 50 mm, secondo la Norma Europea)

Drain with grating for shower plate and trap, heavy duty with brass pipe on outlet. Grating diameter 73 mm for shower plate in steel. (Upper trap at 50 mm in conformity with European standards)

Bonde siphonide de receveur de douche, douille de sortie plastique diam 40 mm. Grille diam. 73 mm pour receveurs en inox. Garde d'eau 50 mm, selon la Norme Européenne.

CROMO- CHROME	UN 09207 CR00	178,00
NICHEL-NICKEL	NI00	217,00
NICHEL PVD- NICKEL PVD	PV02	233,00
NICHEL SPAZ - NICKEL MATTE - NICKEL MAT	NI01	228,00
OTTONE PVD - BRASS PVD - LAITON PVD	PV01	233,00
ORO - GOLD - OR 24 CARATS	AU00	385,00
ORO ROSA - ROSE GOLD- OR ROSE	AU02	270,00
ARGENTO - SILVER - ARGENT	AG00	334,00
BRONZO - BRONZE	BZ00	233,00
BRONZO SCURO - DARK BRONZE - BRONZE NOIR	BZ01	233,00



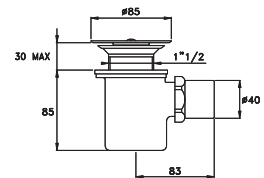
347S

Piletta a griglia per piatto doccia completa di sifone, modello pesante con codolo di uscita in ottone, griglia diametro 85 mm per piatto doccia in ceramica
(chiusura idraulica superiore a 50 mm, secondo la Norma Europea)

Drain with grating for shower plate and trap, heavy duty with brass pipe on outlet. Grating diameter 85 mm for shower plate in ceramic. (Upper trap at 50 mm in conformity with European standards)

Bonde siphonide de receveur de douche, douille de sortie plastique diam 40 mm. Grille diam. 85 mm pour receveurs en céramique. Garde d'eau 50 mm, selon la Norme Européenne.

CROMO- CHROME	UN 09208 CR00	194,00
NICHEL-NICKEL	NI00	233,00
NICHEL PVD- NICKEL PVD	PV02	247,00
NICHEL SPAZ - NICKEL MATTE - NICKEL MAT	NI01	245,00
OTTONE PVD - BRASS PVD - LAITON PVD	PV01	247,00
ORO - GOLD - OR 24 CARATS	AU00	441,00
ORO ROSA - ROSE GOLD- OR ROSE	AU02	309,00
ARGENTO - SILVER - ARGENT	AG00	385,00
BRONZO - BRONZE	BZ00	247,00
BRONZO SCURO - DARK BRONZE - BRONZE NOIR	BZ01	247,00



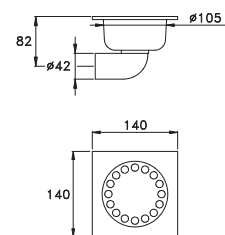
349F

Piletta sifoide a pavimento con scarico orizzontale, modello pesante interamente in ottone, con griglia asportabile e flangia quadra mm 140 x mm 140, codolo di uscita Ø 42 mm

Floor waste with trap, horizontal outlet, heavy model entirely made in brass, with removable grating and square chassis mm 140 x mm 140, outlet diameter 42 mm

Bonde de douche à encastrer 140 mm x 140 mm avec sortie horizontale, grille laiton, diamètre de sortie 42 mm

CROMO- CHROME	UN 09209 CR00	195,00
NICHEL-NICKEL	NI00	260,00
NICHEL PVD- NICKEL PVD	PV02	312,00
NICHEL SPAZ - NICKEL MATTE - NICKEL MAT	NI01	272,00
OTTONE PVD - BRASS PVD - LAITON PVD	PV01	312,00
ORO - GOLD - OR 24 CARATS	AU00	663,00
ORO ROSA - ROSE GOLD- OR ROSE	AU02	523,00
ARGENTO - SILVER - ARGENT	AG00	632,00
BRONZO - BRONZE	BZ00	312,00
BRONZO SCURO - DARK BRONZE - BRONZE NOIR	BZ01	312,00



350F

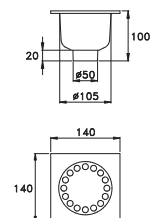
Piletta sifoide a pavimento con scarico verticale, modello pesante interamente in ottone, con griglia asportabile e flangia quadra mm 140 x mm 140, codolo di uscita Ø 50 mm
(chiusura idraulica superiore a 50 mm, secondo la Norma Europea)

Floor waste with trap, vertical outlet, heavy model entirely made in brass, with removable grating and square chassis mm 140 x mm 140, outlet diameter 50 mm

Upper trap at 50 mm in conformity with European standard

Bonde de douche à encastrer 140 mm x 140 mm, avec sortie verticale, grille laiton, diamètre de sortie 50 mm. Garde d'eau supérieure à 50 mm, selon la Norme Européenne

CROMO- CHROME	UN 09210 CR00	198,00
NICHEL-NICKEL	NI00	264,00
NICHEL PVD- NICKEL PVD	PV02	317,00
NICHEL SPAZ - NICKEL MATTE - NICKEL MAT	NI01	276,00
OTTONE PVD - BRASS PVD - LAITON PVD	PV01	317,00
ORO - GOLD - OR 24 CARATS	AU00	674,00
ORO ROSA - ROSE GOLD- OR ROSE	AU02	531,00
ARGENTO - SILVER - ARGENT	AG00	642,00
BRONZO - BRONZE	BZ00	317,00
BRONZO SCURO - DARK BRONZE - BRONZE NOIR	BZ01	317,00



WC

703 - 3/4"

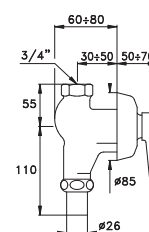
Rubinetto di cacciata per installazione da incasso a parete, con chiusura a vite

Flushing tap, concealed wall-mounting, screw closing valve 3/4"

Robinet de chasse à encastrer à fermeture manuelle



CROMO- CHROME	UN 08000 CR00	211,00
NICHEL-NICKEL	NI00	281,00
NICHEL PVD- NICKEL PVD	PV02	338,00
NICHEL SPAZ - NICKEL MATTE - NICKEL MAT	NI01	294,00
OTTONE PVD - BRASS PVD - LAITON PVD	PV01	338,00
ORO - GOLD - OR 24 CARATS	AU00	718,00
ORO ROSA - ROSE GOLD- OR ROSE	AU02	566,00
ARGENTO - SILVER - ARGENT	AG00	684,00
BRONZO - BRONZE	BZ00	338,00
BRONZO SCURO -DARK BRONZE - BRONZE NOIR	BZ01	338,00



704 - 3/4"

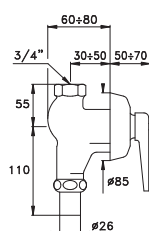
Rubinetto di cacciata per installazione da incasso a parete, chiusura a molla non ritardata

Flushing tap, concealed wall-mounting, with undelayed spring valve 3/4"

Robinet de chasse à encastrer avec fermeture à ressort non temporisée



CROMO- CHROME	UN 08100 CR00	219,00
NICHEL-NICKEL	NI00	292,00
NICHEL PVD- NICKEL PVD	PV02	351,00
NICHEL SPAZ - NICKEL MATTE - NICKEL MAT	NI01	305,00
OTTONE PVD - BRASS PVD - LAITON PVD	PV01	351,00
ORO - GOLD - OR 24 CARATS	AU00	745,00
ORO ROSA - ROSE GOLD- OR ROSE	AU02	587,00
ARGENTO - SILVER - ARGENT	AG00	710,00
BRONZO - BRONZE	BZ00	351,00
BRONZO SCURO -DARK BRONZE - BRONZE NOIR	BZ01	351,00



703T - 3/4"

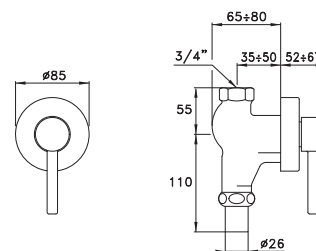
Rubinetto di cacciata per installazione da incasso a parete, con chiusura a vite

Flushing tap, concealed wall-mounting, screw closing valve 3/4"

Robinet de chasse à encastrer à fermeture manuelle



CROMO- CHROME	BT 08000 CR00	312,00
NICHEL-NICKEL	NI00	415,00
NICHEL PVD- NICKEL PVD	PV02	500,00
NICHEL SPAZ - NICKEL MATTE - NICKEL MAT	NI01	434,00
OTTONE PVD - BRASS PVD - LAITON PVD	PV01	500,00
ORO - GOLD - OR 24 CARATS	AU00	1061,00
ORO ROSA - ROSE GOLD- OR ROSE	AU02	837,00
ARGENTO - SILVER - ARGENT	AG00	1011,00
BRONZO - BRONZE	BZ00	500,00
BRONZO SCURO -DARK BRONZE - BRONZE NOIR	BZ01	500,00



704T - 3/4"

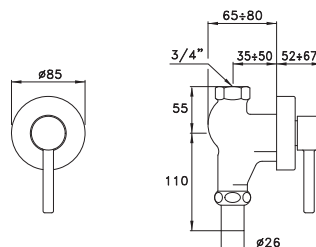
Rubinetto di cacciata per installazione da incasso a parete, con chiusura a molla non ritardata

Flushing tap, concealed wall-mounting, with undelayed spring valve 3/4"

Robinet de chasse à encastrer avec fermeture à ressort non temporisée



CROMO- CHROME	BT 08100 CR00	318,00
NICHEL-NICKEL	NI00	423,00
NICHEL PVD- NICKEL PVD	PV02	509,00
NICHEL SPAZ - NICKEL MATTE - NICKEL MAT	NI01	443,00
OTTONE PVD - BRASS PVD - LAITON PVD	PV01	509,00
ORO - GOLD - OR 24 CARATS	AU00	1082,00
ORO ROSA - ROSE GOLD- OR ROSE	AU02	853,00
ARGENTO - SILVER - ARGENT	AG00	1031,00
BRONZO - BRONZE	BZ00	509,00
BRONZO SCURO -DARK BRONZE - BRONZE NOIR	BZ01	509,00



703TQ- 3/4"

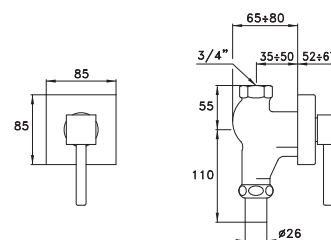
Rubinetto di cacciata per installazione da incasso a parete, con chiusura a vite

Flushing tap, concealed wall-mounting, screw closing valve

Robinet de chasse à encastrer à fermeture manuelle



CROMO- CHROME	BQ 08000 CR00	370,00
NICHEL-NICKEL	NI00	500,00
NICHEL PVD- NICKEL PVD	PV02	630,00
NICHEL SPAZ - NICKEL MATTE - NICKEL MAT	NI01	525,00
OTTONE PVD - BRASS PVD - LAITON PVD	PV01	630,00
ORO - GOLD - OR 24 CARATS	AU00	1295,00
ORO ROSA - ROSE GOLD- OR ROSE	AU02	907,00
ARGENTO - SILVER - ARGENT	AG00	1166,00
BRONZO - BRONZE	BZ00	630,00
BRONZO SCURO -DARK BRONZE - BRONZE NOIR	BZ01	630,00



704Q - 3/4"

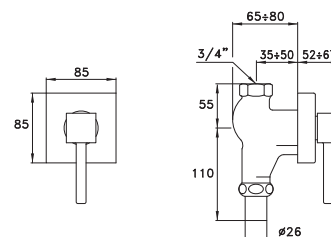
Rubinetto di cacciata per installazione da incasso a parete, con chiusura a molla non ritardata

Flushing tap, concealed wall-mounting, with undelayed spring valve

Robinet de chasse à encastrer avec fermeture à ressort non temporisée



CROMO- CHROME	BQ 08100 CR00	381,00
NICHEL-NICKEL	NI00	513,00
NICHEL PVD- NICKEL PVD	PV02	646,00
NICHEL SPAZ - NICKEL MATTE - NICKEL MAT	NI01	539,00
OTTONE PVD - BRASS PVD - LAITON PVD	PV01	646,00
ORO - GOLD - OR 24 CARATS	AU00	1328,00
ORO ROSA - ROSE GOLD- OR ROSE	AU02	930,00
ARGENTO - SILVER - ARGENT	AG00	1196,00
BRONZO - BRONZE	BZ00	646,00
BRONZO SCURO -DARK BRONZE - BRONZE NOIR	BZ01	646,00



3810

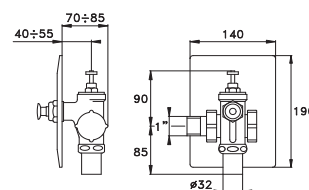
Flussometro a chiusura automatica a tempo per installazione da incasso a parete

Automatic flushing valve, concealed wall-mounting

Robinet de chasse à fermeture automatique temporisée réglable, commandé par poussoir amorceur, modèle encastré



CROMO- CHROME	UN 08200 CR00	325,00
NICHEL-NICKEL	NI00	418,00
NICHEL PVD- NICKEL PVD	PV02	424,00
NICHEL SPAZ - NICKEL MATTE - NICKEL MAT	NI01	439,00
OTTONE PVD - BRASS PVD - LAITON PVD	PV01	424,00
ORO - GOLD - OR 24 CARATS	AU00	850,00
ORO ROSA - ROSE GOLD- OR ROSE	AU02	595,00
ARGENTO - SILVER - ARGENT	AG00	750,00
BRONZO - BRONZE	BZ00	424,00
BRONZO SCURO -DARK BRONZE - BRONZE NOIR	BZ01	424,00



3820

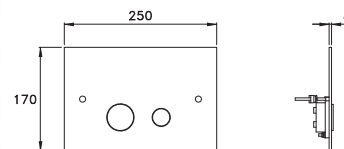
Placca per cassetta di scarico. Compatibile con i sistemi Geberit Sigma UP320 e UP720.

WC Control plate. Compatible with Geberit Sigma systems UP320 e UP720.

Plaque en laiton massif double touche. Compatible avec système Geberit Sigma UP320 et UP 720



CROMO- CHROME	UN 09500 CR00	345,00
NICHEL-NICKEL	NI00	480,00
NICHEL PVD- NICKEL PVD	PV02	587,00
NICHEL SPAZ - NICKEL MATTE - NICKEL MAT	NI01	504,00
OTTONE PVD - BRASS PVD - LAITON PVD	PV01	587,00
ORO - GOLD - OR 24 CARATS	AU00	1207,00
ORO ROSA - ROSE GOLD- OR ROSE	AU02	966,00
ARGENTO - SILVER - ARGENT	AG00	1086,00
BRONZO - BRONZE	BZ00	587,00
BRONZO SCURO -DARK BRONZE - BRONZE NOIR	BZ01	587,00



746

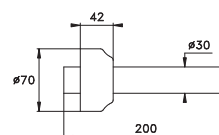
Tubo diritto di uscita da parete Ø 30 mm, completo di rosone

Straight pipe diameter 30 mm with rosette

Tube de chasse droit Ø 30 mm



CROMO- CHROME	UN 09404 CR00	31,00
NICHEL-NICKEL	NI00	40,00
NICHEL PVD- NICKEL PVD	PV02	55,00
NICHEL SPAZ - NICKEL MATTE - NICKEL MAT	NI01	42,00
OTTONE PVD - BRASS PVD - LAITON PVD	PV01	55,00
ORO - GOLD - OR 24 CARATS	AU00	274,00
ORO ROSA - ROSE GOLD- OR ROSE	AU02	192,00
ARGENTO - SILVER - ARGENT	AG00	249,00
BRONZO - BRONZE	BZ00	55,00
BRONZO SCURO -DARK BRONZE - BRONZE NOIR	BZ01	55,00



NOTE TECNICHE INSTALLAZIONE

GRUPPI LAVABO TRE FORI (3225/3226/3224P...)

La possibilità d'installazione su sanitario o piano orizzontale è possibile fino ad uno spessore di 45mm

GRUPPI DOTATI DI DEVIATORE AUTOMATICO (3254MC...)

Per i gruppi dotati di deviatore a ritorno automatico alla posizione vasca è necessaria una pressione dinamica di almeno 0,5 bar

GRUPPI BORDO VASCA (3256, 3256TC, 3256TC308...)

Per i gruppi bordo vasca prevedere la possibilità di accesso alla parte sottostante il bordo della vasca per l'eventuale sostituzione del tubo flessibile e dei componenti

GRUPPI LAVABO e BIDET da INCASSO (3229,3863,3861...)

Per i gruppi lavabo e bidet incasso le congiunzioni interne vengono fornite non montate

RUBINETTI TELETRON

Per il corretto funzionamento del rubinetto elettronico Teletron è indispensabile utilizzare il rubinetto di arresto/regolazione/filtro fornito a corredo

RUBINETTI DI CACCIATA 703 e 704 diametro 3/4"

La tubazione d'alimentazione deve avere un diametro adeguato alle dimensioni del rubinetto prescelto, si consiglia un diametro del tubo di discesa di 26 mm

Per un lavaggio efficace si richiede una pressione dinamica minima di 2,5 bar, la pressione statica massima di chiusura è di 5 bar

Montare una saracinesca o un rubinetto di regolazione a monte del rubinetto di cacciata. La curva della tubazione a parete deve avere un andamento dolce per favorire il regolare deflusso d'acqua, non utilizzare gomiti o curve a raggio ridotto

FLUSSOMETRO 3810

Si consiglia una pressione dinamica minima di 1,5 bar

3820

La placca per cassette di scarico è compatibile con i sistemi Geberit Sigma UP320 e UP720 in produzione dal 2010 (UNICA 109.770.00.1 - COMBIFIX 110.770.00.1 DUOFIX 111.776.00.1 - COMBIFIX 110.358.00.5 - DUOFIX 111.300.00.5)

TECHNICAL NOTE FOR INSTALLATION

THREE HOLE WASHBASIN MIXER (3225/3226/3224P...)

Installation on horizontal surface not over 45 mm thick

DIVERTER WITH AUTOMATIC RETURN (3254MC...)

For diverter with automatic return to bath position need a minimum required dynamic pressure of 0,5 bar

DECK MOUNTED BATH and SHOWER MIXER (3256, 3256TC, 3256TC308...)

For deck mounted bath and shower mixer allow access to part beneath bath deck for shower hose replacement if required

CONCEALED WASHBASIN MIXER(3229,3863,3861...)

Concealed washbasin and bidet mixer equipped with not assembled internal connections

TELETRON

For the proper operation of the electronic tap Teletron, it is necessary to use the shutoff-control-filter valve provided

FLUSHING TAPS 703 and 704 diameter 3/4"

The supply pipe must have a suitable diameter to the size of the chosen tap, we recommend a pipe with an internal diameter of 26mm

For an effective washing we require a minimum dynamic pressure of 2.5 bar, the maximum static closing pressure is of 5 bar.

Install a stopcock or a control valve tap upstream the flushing tap. The curve of the pipe must have a sweet trend to facilitate the smooth deflow of water, do not use elbows and short radius curves

AUTOMATIC FLUSHING VALVE 3810

Minimum dynamic pressure for effective cleaning 1,5bar

3820 - WC Control Plate

Compatible with Geberit Sigma UP320 e UP720 in produzione dal 2010 (UNICA 109.770.00.1 - COMBIFIX 110.770.00.1 DUOFIX 111.776.00.1 - COMBIFIX 110.358.00.5 - DUOFIX 111.300.00.5)

NOTES TECHNIQUES D'INSTALLATION

MÉLANGEUR DE LAVABO 3 TROUS (3225/3226/3224P...)

Épaisseur de serrage maximum 45mm

INVERSEUR AUTOMATIQUE (3254MC...)

Inverseur automatique avec pression dynamique minimale 0,5 bar

MÉLANGEUR BAIN DOUCHE POUR INSTALLATION HORIZONTALE (3256, 3256TC, 3256TC308...)

Per i gruppi bordo vasca prevedere la possibilità di accesso alla parte sottostante il bordo della vasca per l'eventuale sostituzione del tubo flessibile e dei componenti

For deck mounted bath and shower mixer allow access to part beneath bath deck for shower hose replacement if required

Prevoir une trappe d'accès pour le remplacement éventuelle du flexible et composants

MÉLANGEUR DE LAVABO MURAL ENCASTRÉ (3229,3863,3861...)

Mélangeur de lavabo mural encastré avec pièces des raccordement non assemblées

TELETRON

Pour le bon fonctionnement du robinet électronique Teletron est essentiel d'utiliser le robinet d'arrêt / réglage / filtre fourni avec.

ROBINET DE CHASSE à ENCASTRER 703-704

Le conduit d'alimentation doit avoir un diamètre correct par rapport à la taille du robinet choisie, il est recommandé que le diamètre du tube de descente soit de 26 mm

Pour un lavage efficace il faut une pression dynamique minimum de 2,5 bar, la pression statique maximale de fermeture est 5 bar

Monter un clapet ou un robinet de régulation avant le robinet de chasse. La courbe de la conduite de la paroi doit avoir une tendance douce pour faciliter le bon écoulement de l'eau, ne pas utiliser les coudes et les courbes de rayon court

Évitez d'utiliser des courbes serrés ou à rayon réduit dans le conduit d'alimentation pour faciliter le bon écoulement de l'eau

ROBINET DE CHASSE 3810

Pression dynamique minimale pour une chasse efficace: 2,5 bar

3820

Compatible avec système Geberit Sigma UP320 etUP 720 (UNICA 109.770.00.1 - COMBIFIX 110.770.00.1 DUOFIX 111.776.00.1 - COMBIFIX 110.358.00.5 - DUOFIX 111.300.00.5)

AVVERTENZE

Le descrizioni e le illustrazioni dei nostri cataloghi, opuscoli e listini non comportano obbligo di fedele esecuzione.

Ci riserviamo il diritto di apportare, in qualsiasi momento, le modifiche tecniche e/o costruttive e/o dimensionali che riteniamo utili al miglioramento della nostra produzione. A difesa dei nostri diritti e a tutela dei Sigg. Clienti, ci riserviamo di procedere contro chiunque imiti servilmente i nostri prodotti o usi nomi o segni distintivi idonei a produrre confusione o comunque compia atti di concorrenza sleale nei nostri confronti, secondo quanto previsto dall'art. 2598 del Codice Civile.

Le rubinetterie e gli accessori da bagno prodotti dalla Stella sono realizzati in varie finiture e, in dipendenza da esse, si dovranno utilizzare prodotti differenti per la pulizia. Purtroppo sulle confezioni dei prodotti in commercio non sempre sono riportati tutti gli elementi, acidi o alcalini, contenuti e pertanto, in alcuni casi, l'uso di tali prodotti può arrecare gravi danni alle superfici metalliche.

Questi sono alcuni consigli da tener presente per la pulizia di rubinetti e accessori al fine di non causare eventuali danni irrimediabili alla superficie degli stessi.

AVVERTENZE PER LE CROMATURE

Stella realizza la sua cromatura dopo un trattamento preventivo che garantisce una finitura impeccabile, termine di paragone difficilmente eguagliabile. La cromatura è una delle finiture più resistenti alle azioni abrasive e/o chimiche di molti prodotti.

E' comunque buona norma non utilizzare prodotti in polvere o in pasta (quali Cif, Ajax, ecc...) che contengano granuli abrasivi. Inoltre la cromatura è estremamente sensibile, quasi esclusivamente, ai prodotti contenenti cloro o suoi composti. L'utilizzazione di questi prodotti causa, anche alla cromatura realizzata a regola d'arte, un'opacizzazione delle superfici con abbrunamento a macchie. In questo caso non è più possibile ripristinare la lucentezza originale.

AVVERTENZE PER LE NICHELATURE

La finitura nichel era utilizzata sulla rubinetteria, nei primi decenni del secolo passato, al posto della cromatura, non ancora adottata. Stella ha reintrodotto questa finitura con la riedizione della serie Italica, la prima serie completa di rubinetterie da bagno e cucina prodotta da Stella nei primi decenni del '900. Caratteristica della nichelatura è una progressiva opacizzazione uniforme della superficie che fa assumere agli oggetti l'aspetto tipico che avevano in quegli anni. Per far riassumere alla nichelatura la lucentezza originale, bisogna utilizzare prodotti specifici per la pulizia dei metalli (non per l'argento) quali Duraglit per metalli vari o Sidol (da passare molto leggermente). Questa finitura è estremamente sensibile, in particolare, all'ammoniaca e all'ipoclorito di sodio (candeggina) e ai prodotti o elementi che li contengono, sia sottoforma liquida sia di vapori. Le macchie che si formano a causa del contatto con questi prodotti, se intaccano profondamente le superfici, non sono più eliminabili. Per questa ragione è anche indispensabile posizionare articoli in finitura nichel lontano dal WC, soprattutto se vi è la presenza di bambini. E' altresì consigliabile tenere le superfici nichelate pulite da depositi calcarei. Gli elementi chimici che potrebbero esservi contenuti, seppure in basse concentrazioni, potrebbero causare, con l'andare del tempo, macchie non eliminabili.

AVVERTENZE PER LA FINITURA OTTONE PVD E NICHEL PVD

La finitura PVD (physical vapour deposition) è una speciale protezione con resistenza al sole, agli agenti chimici e allo sfregamento superiore anche al cromo. E' importante tuttavia che anche con riferimento a questa finitura non utilizzare prodotti in polvere o in pasta (quali Cif, Ajax, ecc...) che contengano granuli abrasivi.

Inoltre la finitura risulta essere estremamente sensibile, quasi esclusivamente, ai prodotti contenenti cloro o suoi composti. L'utilizzazione di questi prodotti causa, anche se il processo di protezione è realizzato a regola d'arte, un'opacizzazione delle superfici con abbrunamento a macchie. In questo caso non è più possibile ripristinare la lucentezza originale.

AVVERTENZE PER LA FINITURA BRONZO, BRONZO SCURO E NICHEL SPAZZOLATO

La finitura bronzo spazzolato è ottenuta mediante un processo di accelerazione dell'ossidazione, successivamente spazzolato e protetto con vernice trasparente. Per conservare il più a lungo possibile la protezione trasparente è necessario evitare di pulire il prodotto con detergenti acidi, abrasivi o comunque aggressivi per evitare l'essiccazione. Il nichel spazzolato come il nichel lucido è caratterizzato da una progressiva opacizzazione uniforme della superficie. Per far riassumere alla nichelatura la lucentezza originale, bisogna utilizzare prodotti specifici per la pulizia dei metalli (non per l'argento) quali Duraglit per metalli vari o Sidol (da passare molto leggermente). Questa finitura è estremamente sensibile, in particolare, all'ammoniaca e all'ipoclorito di sodio (candeggina) e ai prodotti o elementi che li contengono, sia sottoforma liquida sia di vapori. Le macchie che si formano a causa del contatto con questi prodotti, se intaccano profondamente le superfici, non sono più eliminabili. Per questa ragione è anche indispensabile posizionare articoli in finitura nichel lontano dal WC, soprattutto se vi è la presenza di bambini. E' altresì consigliabile tenere le superfici nichelate pulite da depositi calcarei. Gli elementi chimici che potrebbero esservi contenuti, seppure in basse concentrazioni, potrebbero causare, con l'andare del tempo, macchie non eliminabili.

AVVERTENZE PER LA FINITURA ARGENTO

La finitura Argento è costituita da un deposito di ben 10 micron d'argento. Per la sua pulizia si utilizzano gli stessi prodotti utilizzati per l'argenteria di casa o, in alternativa, ammoniaca o alcool leggermente diluiti.

Un prodotto in commercio utilizzabile per la pulizia dell'argento, con cautela e senza troppa insistenza in quanto avente anche azione abrasiva, è il CIF Ammoniacal liquido (flacone bianco).

L'argento è estremamente sensibile alla candeggina e agli elementi contenuti nei profumi che possono corrodere profondamente la superficie creando un danno difficilmente rimediabile.

AVVERTENZE PER LA FINITURA ORO E ORO ROSA

La finitura Oro è ottenuta mediante doratura a 23,5 Kt, con uno spessore medio di circa 1,5 micron. La finitura Oro rosa è ottenuta mediante doratura a 14 Kt.

Sono realizzate nel nostro stabilimento con controllo costante dello spessore e della qualità del prodotto. L'oro è insensibile alla maggior parte degli acidi e pertanto è molto difficile che si deteriori per ragioni chimiche. L'elevatissimo spessore della nostra doratura dovrebbe garantire anche una lunghissima durata.

Comunque è buona norma non utilizzare prodotti abrasivi per la sua pulizia.

DIRECTIONS

The descriptions and illustrations in our catalogues, brochures and price lists do not imply that the products manufactured will be identical.

We reserve the right to make any technical, structural or dimensional improvements at any time to any product, without prior warning. To defend our rights and to safeguard our customers, we also reserve the right to take action against any party that might slavishly imitate our products or use names or distinctive signs to create confusion or that, in any way, might commit acts of unfair competition against us, in accordance with Art. 2598 of the Italian Civil Code. The taps and accessories manufactured by Stella are delivered with a number of different finishes. The type of product to be used for cleaning depends on the type of finish. Unfortunately, not all cleaning products on sale clearly indicate their acid or alkaline content and some may cause harm to metallic surfaces. Below, some advice is given on how to clean taps and accessories and ensure that no irreparable damage is caused.

DIRECTIONS FOR CHROME-PLATED SURFACES

Stella chrome-plating is formed over a treatment which guarantees an impeccable finish of touchstone quality that is virtually unparalleled.

Chrome-plating is one of the most resistant finishes to the abrasive and chemical actions of many products. Even so, it is better never to use any powder or paste products (such as Cif, Ajax, etc.) that contain abrasive granules. Chrome plating is extremely sensitive almost only to products that contain chlorine or its compounds. The use of these products tarnishes even the finest chrome plating, causing darkening and stains. Once this occurs, it is impossible to restore the original lustre.

DIRECTIONS FOR NICKEL-PLATED SURFACES

Nickel-plating was used for taps in the early 20th century, before chrome plating was introduced. Stella has reintroduced this type of finish for the revival of the Italica collection, the first complete range of bathroom and kitchen taps manufactured by Stella in the early years of the 20th century. The gradual and uniform opacification of the surface is a characteristic of nickel-plated and it is this that gives objects made in those years their typical look. To restore the original lustre of nickel-plated surfaces, special products for polishing metal (not silver), such as Duraglit for metal or Sidol should be used (very sparingly). This finish is particularly sensitive to ammonia and sodium hypochlorite (bleach) and to any products and elements that contain these substances, whether in liquid or vapour form.

resistance transparent kiln-fired varnish is applied as protection. In order to maintain its shiny, brilliant appearance, the transparent varnish must not be damaged by abrasive products. For this reason, only neutral, liquid products that are totally free of abrasive powder or paste should be used.

DIRECTIONS FOR PROTECTED BRASS AND NICKEL-PVD

The PVD finish is a special protection with resistance to salt, chemical agents and friction with properties superior even to those of chrome. It is nonetheless important that powder-based/abrasive products are not used on this finish ((such as Cif, Ajax, etc.)

PVD plating is extremely sensitive almost only to products that contain chlorine or its compounds. The use of these products tarnishes even the finest plating, causing darkening and stains. Once this occurs, it is impossible to restore the original lustre.

DIRECTIONS FOR BRONZE, BLACK BRONZE AND NICKEL MATTE

The brushed bronze finish is created via a process of catalysed oxidation, subsequently brushed and protected with a transparent varnish. In order to preserve the transparent protection for as long as possible, it is necessary to avoid cleaning the product with detergents which are either acidic, abrasive or aggressive. Both matt nickel and polished nickel are characterised by a gradual tarnishing of the top surface.

To restore the original lustre of nickel surfaces, special products for polishing metal (not silver), such as Duraglit for metal or Sidol should be used (very sparingly). This finish is particularly sensitive to ammonia and sodium hypochlorite (bleach) and to any products and elements that contain these substances, whether in liquid or vapour form resistance transparent kiln-fired varnish is applied as protection. In order to maintain its shiny, brilliant appearance, the transparent varnish must not be damaged by abrasive products. For this reason, only neutral, liquid products that are totally free of abrasive powder or paste should be used.

DIRECTIONS FOR SILVER-PLATED SURFACES

The silver finish, consists of a silver deposit of no less than 10 microns. The same products used for polishing domestic silverware can be used. Slightly diluted ammonia or alcohol can also be used as an alternative. One product that can be used for polishing silverware is CIF Ammoniacal (sold as a liquid in a white bottle), though it must be used sparingly since it has some abrasive properties. Silver is extremely sensitive to bleach and to elements in perfumes that can deeply corrode the surface creating damage that is hard to remedy.

DIRECTIONS FOR GOLD-PLATED SURFACES

The gold finish consists of 23.5Kt gold plating. The average thickness is about 1.5 microns. Rose gold consists of 14 Kt plating.

Finish is applied in our factory and is subjected to constant thickness and quality controls. Gold is immune to most acids and thus is unlikely to deteriorate due to chemical reasons. The extremely great thickness of our gold plate should also ensure a very long working life. Even so, it is wise not to use any abrasive products for cleaning.

INSTRUCTIONS D'ENTRETIEN

Les descriptions et les illustrations de nos catalogues, documents et tarifs sont donnés à titre indicatif, et ne représentent en aucun cas un engagement de notre part. Nous nous réservons le droit d'apporter sans avis préalable toutes modifications techniques qui nous sembleraient utiles à l'amélioration de notre production. Pour la défense de nos droits et de ceux de nos clients, nous nous réservons la possibilité d'assigner quiconque imiterait servilement nos produits, nos marques, ou nos signes distinctifs dans le but de produire une confusion ou un acte de concurrence déloyale à notre égard, en application de l'article 2598 du code civil italien.

INSTRUCTIONS D'ENTRETIEN

Les robinetteries et les accessoires produits par Stella, sont proposés dans différentes finitions. Les produits d'entretien devront donc être appropriés à chacune de ces finitions. Malheureusement, la composition des produits du commerce n'est pas toujours indiquée sur les flacons, et la présence d'éléments acides ou alcalins peut causer de graves dommages aux revêtements de surface. C'est pourquoi, pour entretenir au mieux vos robinetteries et vos accessoires, vous trouverez ci-dessous quelques conseils qui vous permettront de conserver longtemps la qualité et l'éclat des produits Stella.

POUR LE CHROME

Stella réalise son chrome sur une couche préalable de nickel à forte épaisseur. C'est le secret d'une finition impeccable, et d'une qualité difficilement comparable. Le chrome est une des finitions les plus résistantes aux actions abrasives ou chimiques des produits d'entretien. Il est toutefois recommandé de ne pas utiliser ce type de produits, que l'on trouve sous forme de poudre ou de pâte (Cif, Ajax, etc.).

Le chrome est par contre, extrêmement sensible aux produits à base de chlore ou dérivés, et l'utilisation de ces produits entraîne, même sur du chrome réalisé dans les règles de l'art, une opacification de la surface et l'apparition de tâches. Dans ce cas il n'est plus possible de récupérer l'état de surface initial.

POUR LE NICKEL

Au début du siècle passé, les robinetteries étaient uniquement recouvertes d'une couche de nickel, sans application complémentaire de chrome, comme cela ce fait aujourd'hui. Stella a réintroduit cette finition avec la rediffusion de la série Italica, première série complète de robinetterie produite par Stella au début des années 1900. Une des caractéristiques du nickel, quand on ne le nettoie pas régulièrement, est de présenter une oxydation progressive et uniforme de la surface, qui donne un aspect typique des objets de cette époque. Pour redonner le brillant d'origine, il faut utiliser des produits de nettoyage type Miror ou équivalent. Il ne faut pas utiliser de produits destinés à l'argenterie.

Le nickel est extrêmement sensible à l'ammoniaque ou à l'eau de Javel, et à tous les produits dérivés, que ce soit sous forme liquide, ou sous forme vapeur. Les tâches qui se forment au contact de ces produits s'incrusteront profondément dans le revêtement, et ne peuvent plus s'éliminer. C'est une des raisons pour laquelle il est nécessaire de ne pas positionner les articles en finition nickel trop près de la cuvette des WC, surtout lorsqu'ils sont utilisés par de jeunes enfants. Il est également conseillé de ne pas laisser se former de dépôts calcaires sur les surfaces nickelées. Les éléments chimiques qu'ils pourraient contenir, même en faible concentration, risqueraient de former, avec le temps, des tâches définitives.

POUR LAITON PVD ET NICKEL PVD

La finition PVD est un revêtement spécial insensible aux brouillards salins, aux produits chimiques et aux frottements avec une résistance supérieure au chrome. Il est toutefois recommandé de ne pas utiliser ce type de produits, que l'on trouve sous forme de poudre ou de pâte (Cif, Ajax, etc.).

POUR BRONZE, BRONZE NOIR ET NICKEL MAT

La finition bronze mat est obtenue par un procédé d'accélération de l'oxydation puis brossée et protégée par un vernis transparent. Afin de préserver le plus longtemps possible son éclat, il est nécessaire d'éviter de nettoyer avec des produits acides, abrasifs ou agressifs.

Nickel mat semblable au nickel poli se caractérise par une opacification progressive de la surface. Le nickel est extrêmement sensible à l'ammoniaque ou à l'eau de Javel, et à tous les produits dérivés, que ce soit sous forme liquide, ou sous forme vapeur. Les tâches qui se forment au contact de ces produits s'incrusteront profondément dans le revêtement, et ne peuvent plus s'éliminer.

POUR L'ARGENT

La finition Argent est constituée d'un dépôt moyen d'environ 10 microns d'argent pur. Pour son entretien, on utilise les mêmes produits que pour l'argenterie classique, en alternance avec de l'ammoniaque ou de l'alcool légèrement dilué. Parmi les produits du commerce vous pouvez utiliser avec précaution, compte tenu de son action abrasive, du "CIF ammoniaque liquide" (flacon blanc). L'argent est très sensible à l'eau de Javel et aux éléments contenus dans les parfums qui peuvent détériorer le revêtement en profondeur créant des dommages difficilement récupérables.

POUR L'OR ET OR ROSE

La finition or est une dorure à 23.5 Kt, avec une épaisseur moyenne d'environ 1.5 micron. La finition or rose est une dorure à 14 Kt.

Elles sont réalisées à l'usine avec un contrôle constant des épaisseurs et de la qualité du produit. L'or est insensible à la plupart des produits acides et difficilement attaqué par des agents chimiques. L'épaisseur très élevée de notre dorure garantit la tenue de ce revêtement pour une durée très longue.

Toutefois, il est préférable de ne pas utiliser de produits abrasifs pour son entretien.

CONDIZIONI GENERALI DI VENDITA

PREZZI

I prezzi si intendono in Euro, IVA esclusa, per merce franco Novara.

ORDINAZIONI

Gli ordini conferitici direttamente o per tramite di nostri rappresentanti o agenti s'intendono accettati salvo comunicazione contraria.

Le illustrazioni dei cataloghi non comportano obbligo di fedele esecuzione degli articoli. Ci riserviamo il diritto di sopprimere, anche senza preavviso, qualsiasi articolo dai nostri cataloghi e di apportare qualsiasi modifica ritenuta utile o necessaria per il miglioramento della nostra produzione.

PAGAMENTI

I pagamenti devono essere effettuati al nostro domicilio giuste le condizioni stabilite e trascritte in fattura. Inoltre, relativamente ai ritardi ed agli interessi di mora, ci atterremo a quanto previsto dal D.Lgs. n°231 del 9 ottobre 2002, attuativo della direttiva comunitaria 2000/35/CE.

SPEDIZIONI

La merce viaggia a rischio e pericolo del committente anche se venduta franco destinazione.

CONSEGNE

I termini stabiliti e accettati s'intendono sempre approssimativi e non assumiamo responsabilità di sorta per eventuali ritardi.

RESI PER ERRATA ORDINAZIONE

Richieste di reso per errata ordinazione possono essere da noi eventualmente accettate se inoltrate a mezzo lettera o fax entro 30 giorni dal ricevimento della merce. La presentazione della richiesta di reso non deve dar luogo alla sospensione del pagamento o a un pagamento parziale o ritardato della merce ricevuta. La merce resa verrà accreditata con la trattenuta, da parte nostra, del 15% del valore fatturato (importo minimo 20,00 euro) per spese di controllo, riconfezionamento ed amministrative. Il reso dovrà essere effettuato con spedizione della merce in porto franco al nostro stabilimento.

GENERAL CONDITIONS OF SALE

The sale of Stella products is subject to the following conditions of sale, which substitute all previous conditions of sale.

Without written authorisation from Rubinetterie Stella S.p.A., purchasers may not impose their conditions of purchase, should they be in conflict with the present General Conditions of Sale. Rubinetterie Stella S.p.A. reserves the right to modify and/or vary the present General Conditions of Sale, enclosing such modifications or variations with all quotations and any written correspondence sent to the Purchaser.

PRICES

Prices are indicated in euros, net of customs charges, duties, VAT and taxes of any kind.

ORDERS

Orders delivered directly to us or through our sales network are to be considered as accepted except contrary communications. All the information in this price list is purely indicative and is in no way binding for Rubinetterie Stella S.p.A. The illustrations in the catalogues entail no obligation to manufacture the articles accordingly. We reserve the right to withdraw, even without prior warning, any article from our catalogues and to make any modification considered to be useful or necessary to improve our products.

PAYMENT

Payment shall be made to our registered address in accordance with the terms and conditions indicated in the invoice. In the case of delayed payment and interest on arrears, the terms of D.Lgs. no. 231 of 9 October 2002, implementing EU directive 2000/35/E shall be applied.

DELIVERIES

Unless otherwise stipulated by the parties, delivery of the products shall be considered as EXW (Incoterms 2000) from the Rubinetterie Stella S.p.A. factory in Italy. Rubinetterie Stella S.p.A. undertakes to deliver the products within the time that may be agreed upon, but in no case shall it be held responsible for any damages directly or indirectly caused by a delay in the delivery of the products.

RESERVATION OF TITLE

The transfer of ownership shall be effective only upon full payment of the products purchased. We reserve the right to reclaim, entirely or in part, any delivered products covered by invoices not paid in full.

RETURNS DUE TO ERRONEOUS ORDERING

We may accept applications for the return of products due to erroneous ordering, if such applications are sent by letter or fax within 30 days of receipt of the goods. The presentation of the application for return of goods must not give rise to suspension of payment, or to partial or delayed payment of the goods received. The returned goods will be credited subject to the retention by us of 15% of the amount invoiced (minimum 20.00) to cover inspection, repackaging and administrative costs. The return shall be effected by delivery of the goods, carriage paid, to Italy.

GARANZIA

Tutti i nostri prodotti sono realizzati "a regola d'arte" e sono sottoposti a scrupolosissimi controlli durante ogni fase del processo produttivo e la proverbiale robustezza ed affidabilità che li caratterizza ci consentono di accordare un garanzia, a valere dalla data d'installazione:

illimitata: su tutti i corpi da incasso in bronzo (esclusi vitoni e cartucce)

di 5 anni: su tutta la nostra produzione in finitura cromo e PVD e sugli elementi non superficiali delle rubinetterie in altra finitura (esclusa componentistica relativa alla garanzia dei 2 anni, vedi voce seguente)

di 2 anni: sulle parti in vista delle serie in finitura Nichel, Nichel Spazzolato, Bronzo, Bronzo Scuro, Argento, Oro e Oro Rosa; su cartucce e vitoni ceramici e sulle parti elettriche ed elettroniche

In applicazione della normativa europea, recepita da apposita legge italiana, la garanzia copre ogni difetto di fabbricazione (difetti di fusione, di lavorazione meccanica e di finitura) previo controllo del pezzo difettoso da parte del ns. Ufficio Tecnico.

La garanzia non copre il materiale che presenti le seguenti situazioni:

Normale usura o danni causati da un eccesso di calcare nell'acqua (guarnizioni, rompigitetti, fondelli di soffioni, ecc.) o dal gelo.

Deterioramento delle superfici dovuto a utilizzazione di prodotti per la pulizia non idonei o a pulizia delle superfici effettuata in modo non corretto e senza tener conto delle nostre istruzioni

Deterioramento causato da installazione non corretta

Anomala utilizzazione della rubinetteria

Riparazioni e/o manutenzioni mal effettuate e/o utilizzazione di ricambi inadatti o non originali Stella

La garanzia si limita alla riparazione o alla sostituzione dei pezzi difettosi, da effettuarsi nel nostro stabilimento o nei centri di assistenza da noi autorizzati, e non copre i costi di smontaggio, rimontaggio né gli eventuali danni ai rivestimenti o ai sanitari.

Reclami

Eventuali reclami di qualsiasi genere devono pervenire per lettera raccomandata entro otto giorni dall'arrivo a destinazione della merce.

Contestazioni

Per ogni contestazione è riconosciuta la sola competenza del Foro di Novara.

WARRANTY

All other products are superbly crafted and are subject to the most stringent tests in each stage of the production process: their celebrated sturdiness and reliability means that we are able to cover them with the following warranties as from the date of installation:

unlimited on all recessed units in bronze (excluding headworks and cartridges)

5-year: on all chrome-plated products and all non-surface elements of taps with other finishes (excluding components related to the guarantee of two years, see next item)

2-year: on exposed parts in the nickel-finish, nickel matte, bronze, dark bronze, silver, rose gold and gold-finish collections, for cartridges, ceramic headworks and electrical and electronic components

In accordance with European regulations, implemented by a special Italian law, the warranty covers any manufacturing defects (casting defects, mechanical processing and finishing), subject to inspection of the defective part by our Engineering Department.

The warranty does not cover materials in the following conditions:

Normal wear or damage caused by excessive limestone in the water (washers, aerators, showerhead plates, etc.) or freezing.

Deterioration of surfaces due to the use of unsuitable cleaning products or cleaning of the surfaces carried out incorrectly and not in accordance with our instructions.

Deterioration caused by incorrect installation

Anomalous use of the taps

Repairs and/or maintenance carried out incorrectly and/or with the use of unsuitable or non-original spare parts

The warranty covers only the repair or replacement of the defective part, to be carried out in our factory or in technical assistance centres authorised by Stella. It does not cover the costs of disassembly, reinstallation or any damage caused to surface materials or to sanitary fittings.

COMPLAINTS

Any complaint of any kind must be sent by registered letter within eight days of the arrival of the goods at destination. Should no complaint be made before such time, the products will be considered to have been accepted by the Purchaser.

REGULATIONS

Most of our products are made in compliance with those European Union (EU) regulations that may be applicable to them. Except in the case of an explicit declaration by Rubinetterie Stella S.p.A., no guarantee is issued concerning compliance of the products with national rules and regulations – expressly including safety and accident-prevention standards in force in the country of the Purchaser – should the latter be the resident outside the EU or, more in general, in any nation that is not a member of the EU.

CONDITIONS GÉNÉRALES DE VENTE

PRIX

Les prix s'entendent hors TVA, en Euro, franco départ Novara.

COMMANDES

Les commandes reçues directement par nos représentants ou agents sont acceptées sauf accord contraire.

Les illustrations des catalogues ne comportent pas l'obligation de l'exécution fidèle des articles. Nous nous réservons le droit de supprimer, même sans préavis, tout élément de nos catalogues et de faire toutes modifications jugées nécessaires à l'amélioration de notre production.

PAIEMENT

Toutes les factures sont payables à notre siège suivant les conditions générales de vente énoncées sur les factures. Concernant les retards et intérêts moratoires, nous respectons les dispositions du décret législatif n° 231 du 9 octobre 2002 de la directive européenne 200/35/CE.

EXPEDITION

Les marchandises voyagent aux risques et périls de l'acheteur même si elles sont vendues franco destination.

LIVRAISON

Bien que nous nous efforcions de respecter au maximum les délais indiqués, un retard dans la livraison ne peut en aucun cas entraîner de notre part une quelconque indemnité.

RETOUR POUR ERREUR DE COMMANDE

Les demandes de retour pour erreur de commande ne peuvent être acceptées qu'avec envoi par lettre ou par fax dans un délai de 30 jours suivant la réception de la marchandise.

La demande de retour ne peut suspendre le paiement ou le règlement partiel ou retard de la facture.

NOTA : Les conditions générales de vente indiquées ci-dessus se rapportent à toutes livraisons et facturations effectuées par STELLA. Dans le cas de livraison et facturation directe par DISTEL, les conditions générales de vente sont celles indiquées sur la « confirmation de commande » remise au client

GARANTIE

Tous nos produits sont fabriqués suivant les « règles de l'art » et sont soumis à des contrôles rigoureux lors de chaque phase du processus de production. La solidité légendaire et la fiabilité qui les caractérise nous permettent de donner une garantie applicable à partir de la date d'installation :

- Illimitée : sur tous les corps encastrés en bronze (sauf les têtes et les cartouches)

- 5 ans : sur l'ensemble de notre production en finition Chrome et PVD et sur les éléments non apparents des autres finitions

- 2 ans : sur les parties apparentes des séries en finition Nickel, Nickel Mat, Bronze, Bronze noir, Argent, Or rose et Or, composants électriques et électroniques, sur les cartouches et les têtes céramiques.

Conformément à la législation européenne, cette garantie couvre tous les défauts de fabrication (défaut de moulage, usinage et finition) après vérification de notre département technique.

La garantie ne couvre pas le matériel dans les situations suivantes :

- Usure normale ou dommages causés par un excès de calcaire dans l'eau en particulier pour les joints, aérateurs, grille de pomme de douche, etc. . . ou pour cause de gel

- Dégradation des surfaces dues à l'utilisation de produits de nettoyage inappropriés ou nettoyage des surfaces faites de manière incorrecte et sans tenir compte de nos instructions

- Détérioration causée par une mauvaise installation

- Utilisation anormale des robinets

- Réparation, mauvaise manutention ou utilisation de pièces détachées inadaptées ou n'étant pas d'origine STELLA

La garantie se limite à la réparation ou au remplacement en nos ateliers du matériel reconnu défectueux. Elle ne couvre pas les frais de démontage, de remontage ni d'éventuels dommages et intérêts pour privation de jouissance.

RECLAMATION

Toute réclamation à quelque titre que ce soit devra faire l'objet d'une lettre recommandée à notre siège dans un délai maximum de 8 jours suivant la réception des marchandises.

CONTESTATION

Toute contestation relève exclusivement de la compétence du Tribunal de Commerce de la Cour de Novara (Italie).

Rubinetterie Stella si riserva di apportare modifiche migliorative ai prodotti e agli schemi di questo catalogo
Rubinetterie Stella reserves the right to make any improvement or modification to the products published in this catalogue
Rubinetterie Stella se réserve le droit d'apporter toute modification ou amélioration aux produits photographiés dans ce catalogue, sans avis préalable

© Rubinetterie Stella 2017 - Printed in Italy